



FelineVMA 2026 eConference Navigation Guide


Greetings, and welcome to the FelineVMA 2026 Spring into Feline Medicine eConference! Our interactive conference platform is a dynamic tool to help you easily navigate all the offerings available this year. This Guide is intended to provide you with a summary of how to use the website platform and get the most out of the conference experience. You can search and browse presentations; create your schedule; view events by date, speaker, program/category; and more!

As a registered attendee, you can “favorite” any item on the agenda to add it to “My Schedule” to help you plan your conference experience. Note: the website can be utilized on your computer, tablet, or iPad.

How do I use the FelineVMA eConference Platform?

Our eConference was designed for easy access to the live stream of presentations/sessions, speaker and attendee listings, and more, all from our main page. This Guide will walk you through the following areas:


1. Navigating the Conference Homepage
2. Logging in and Updating Your Profile
3. Watching CE Sessions
4. Speaker Q&A
5. Speakers and Attendees
6. Other Features





1. Navigating the Conference Homepage

The eConference homepage offers a variety of ways to navigate the rich content.



The screenshot shows the conference homepage with several key features highlighted:

- Navigation Bar:** A vertical bar on the left containing links for Schedule & Sessions, Sponsors, People, CE Information & Evaluations, FAQ's, FelineVMA Membership Info, Register, and Support.
- Login:** A button in the top right corner of the header.
- Home Tiles:** Large buttons for Live Stream, My Schedule, Proceedings, and Claim CE.
- Sponsors:** Logos for PRN PHARMACAL, ROYAL CANIN, and FelineVMA 2026 Annual Conference.
- Registration Prompt:** A banner asking if the user is registered for the event.

- **Navigation Bar:** Access any feature or portion of the conference using this vertical navigation bar.
- **Homepage Tiles:**
 - *Live Stream:* This takes you directly to the live-streamed session that is taking place.
 - *My Schedule:* View the sessions you “favorited” and make your own schedule.
 - *Proceedings:* A quick link to the Proceedings Notes.
 - *Claim CE:* Click this button to take you directly to the area of the website where you can Claim CE for your sessions, fill out session evaluations and the full conference evaluation, and view and download your CE Certificate. For more information on how to claim CE, view the CE Guide.
 - *Sponsor Buttons:* Check out our generous sponsors and partners, and visit their websites for more information.
- **Login:** Attendees can log in here with the credentials that were emailed to you.

TIP: Log in early to ensure your registration and conference features are functioning. It is also a good time to explore the conference homepage, to get a feel for the events and programs.



2. Logging In

eConference attendees begin their experience by logging in on the upper right corner of the conference homepage:



The screenshot shows the conference homepage with the following elements:

- Header: FelineVMA logo and "Spring into Feline Medicine 2026" text.
- Navigation: "Schedule" link on the left, "Search for..." input field, "Search" button, and "Login" button on the right.
- Message: "ALL SESSIONS ARE POSTED IN EASTERN DAYLIGHT TIME BY DEFAULT. You can change the display times for your local time zone under your Conference Profile."
- Feature: "FULL SCHEDULE" banner with a black and white cat image.

Enter the email address and Access Key located in your login information email sent on April 15 (or later if you registered after April 15). If you can't find the email, you can request a new email by using the "Forgot Access Key?" function.

Login

Please type in your Email Address and Access Key.

[Forgot Access Key?](#)

Your Profile:

After you have logged in, your name will show in the upper right corner (first name, last initial). Click on your name and choose "My Conference Profile." This will allow you to edit your profile and opt in to share your information so everyone can see you and you can send and receive messages.




The screenshot shows the conference homepage after login. The user name "Damien S." is displayed in the upper right corner of the navigation bar, highlighted by a red box and a red arrow. The rest of the page content is identical to the previous screenshot.



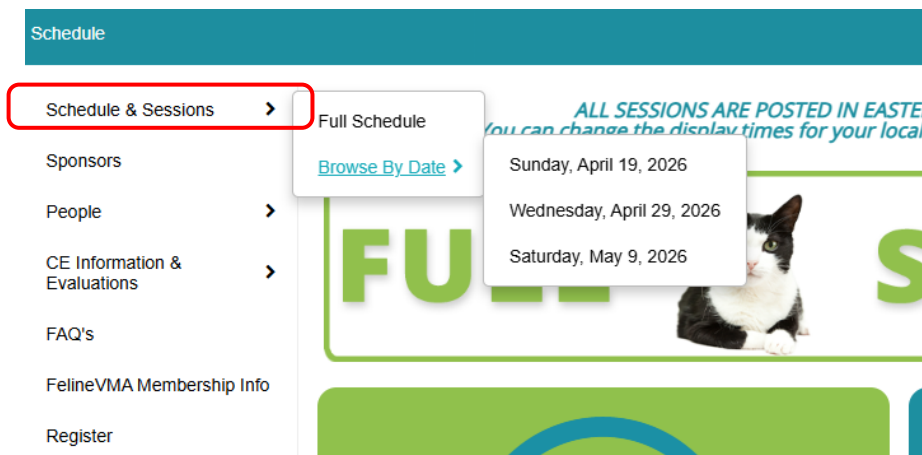
3. Watching CE Sessions

All sessions will take place live on their scheduled dates and times, and then be available on-demand three business days following the live presentation. There are two ways to access the live sessions.

- a. **Option 1:** Click on the “Live Stream” tile on the homepage. This will open the presentation pop-up of the session being presented at that time. Click on the “Live Stream” button on that pop-up (see screenshot at the top of the next page). Please note the Live Stream button won’t be active until 30 minutes before the start of the first session.



- b. **Option 2:** Click on “Schedule & Sessions” in the left-hand navigation bar, the “Full Schedule” tile, or any of the individual day tiles to access the schedule. Under the “Schedule & Sessions” area, you may browse the full schedule or filter by date, topic/program, speaker, or any of the related keywords.

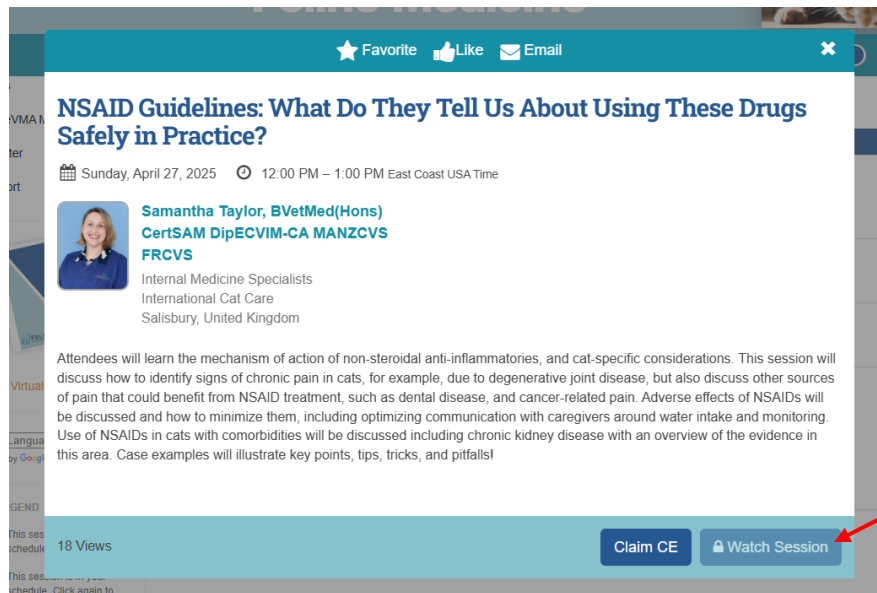




Once on the schedule page, choose which session you wish to watch and click on the presentation.

Sunday, April 19, 2026		
12:00 PM - 1:00 PM East Coast USA Time	Down, Weak, or Painful: Practical Approach & Differentials of Feline Spinal Disorders Ronaldo C. da Costa, DMV, MSc, PhD, DACVIM (Neurology) – The Ohio State University	★
1:15 PM - 2:15 PM East Coast USA Time	Diarrhea in the Kitten: Approach to the Most Difficult Cases Ashlie Saffire, DVM, DABVP (Feline) – Faithful Friends Veterinary Clinic & Cat Specialty Center	★
2:30 PM - 3:45 PM East Coast USA Time	Use of Positive Reinforcement Techniques to Promote Healthy Human-cat Interactions Kristyn Vitale, M.En., PhD, CAAB – Maueyes Cat Science & Education	📄 ★
4:00 PM - 5:00 PM East Coast USA Time	It's a Beautiful Day to Save Some Eyes: Ophthalmic Surgery for the Primary Care Practitioner Elizabeth A. Lutz, DVM, MS, DACVO – Tangled Tails Veterinary Consults	📄 ★

This will open up a pop-up window where you can view the session details and all related materials, as well as enter the Live Stream by clicking the “Watch Session” button. **Please note this button will be unlocked 30 minutes before the start of the session. The image below shows it locked.*



Once the sessions become available on-demand, you will be able to access them the same way as you did in Option 2 above. Once you enter the room, you can watch the presentation. There are multiple features inside the room, including entering full-screen mode, changing your preferences, and bookmarking a slide.



4. Speaker Q&A

Our conference platform offers attendees the opportunity to interact with and ask questions of our speakers. Attendees can ask specific questions and view questions asked by other attendees.

How can I ask a question?

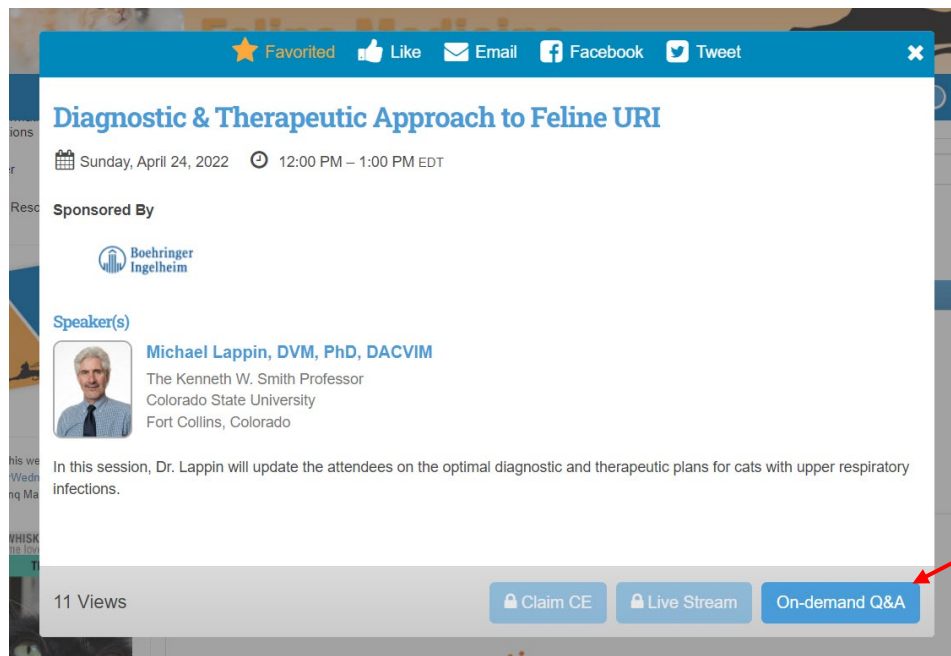
Live Stream

In the live stream, you will be able to ask speakers questions. Simply type your question into the right-side bar, and it will be served up to the moderator. Please only include questions for the speaker and not technical issues or other inquiries. The moderator will try to get to as many questions as possible.



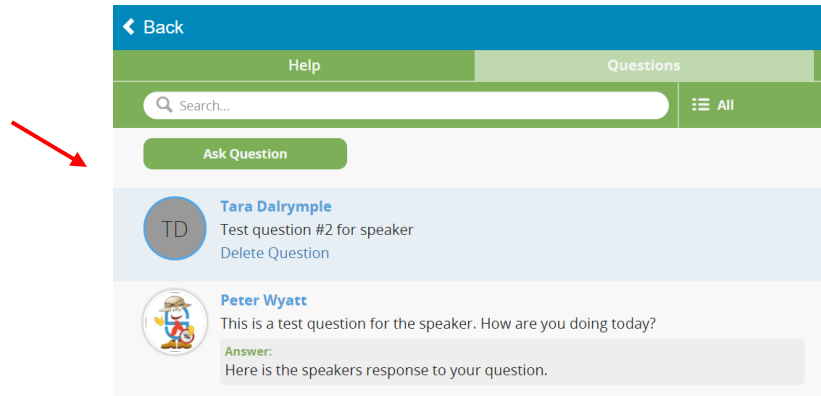
On-demand

To ask a question after the session has been added for on-demand viewing, navigate to the specific presentation and select the “On-demand Q&A” button option at the bottom of the presentation details. This button appears after the session goes on-demand.





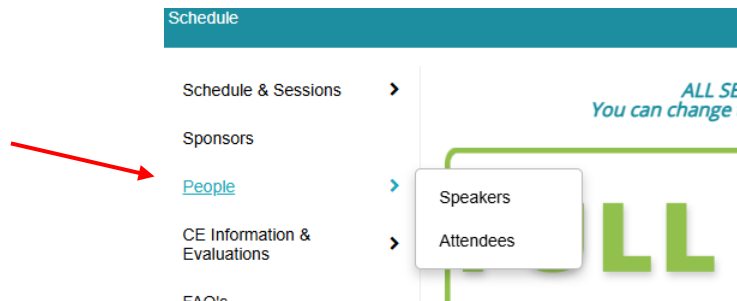
From this screen, you may view a list of previously asked questions, as well as a field to ask a new question. To ask a new question, click the “Ask Question” button.



When finished, simply click “Submit” to add your question for the presenter. Speakers will try to monitor questions, and you will receive an email when the speaker has responded to your question. Please know that there may be a delay in response.

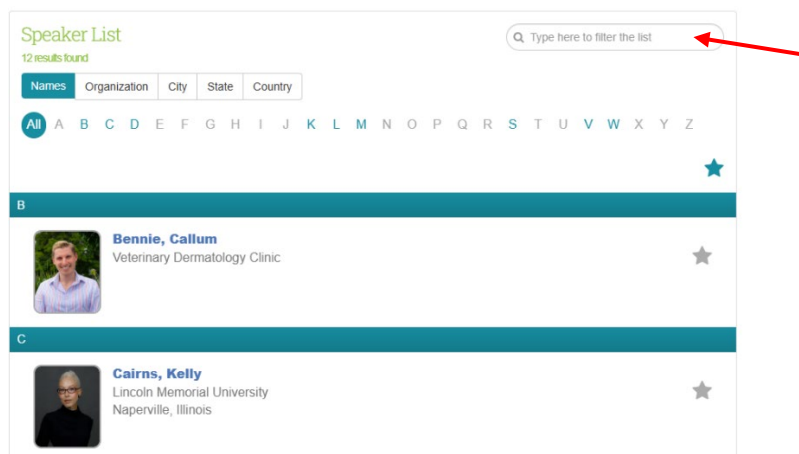
5. Speakers and Attendees

Attendees can learn more about our speakers, as well as network with other attendees through the “People” option in the left navigation bar.



Speakers


Speakers are listed in alphabetical order by last name. You may also search for a specific person using the search filter.





Presenter profiles offer a biography and a full listing of all content and presentations. If a speaker has opted to enable being contacted, you may email them directly using the email button at the bottom right of their profile.

★ Favorite Like Email ✕



Kelly Cairns, DVM, MS, DACVIM

Lincoln Memorial University
Naperville, Illinois

Dr. Kelly Cairns, DVM, MS, DACVIM is a board-certified small animal internal medicine specialist with deep roots in clinical practice and a long-standing, cat-focused career in the Chicagoland area. For many years, her specialty practice cared for a high volume of feline patients, shaping a clinical approach grounded in the realities of general practice and the distinct physiologic, diagnostic and therapeutic needs of cats.

Dr. Cairns is an adjunct faculty member at Lincoln Memorial University College of Veterinary Medicine and an active educator of both veterinary students and practicing clinicians. Her work centers on translating complex internal medicine into practical, feline-appropriate strategies that improve clinical confidence and outcomes in everyday practice.

In addition to her clinical and teaching roles, Dr. Cairns has built and led large-scale mentorship, education and clinical excellence programs supporting hundreds of hospitals and veterinary teams nationwide. She currently serves as President of the Chicago Veterinary Medical Association and is a sought-after speaker on feline internal medicine, clinical excellence and veterinary education.

Disclosure information not submitted.

Email Kelly

Attendees

The list of attendees is available in alphabetical order. You can also choose to sort the attendees by Name, Organization, City, or State.


Attendees

2 results found


🔍 Type here to filter the list

Names Organization City State Show Only My Chats

All A B C D E F G H I J K L M N O P Q R S T U V W X Y Z



Pane, Jeff
FelineVMA




Roling, Tara
Conference Director
FelineVMA

To start a chat with an attendee, click on their name, and in their profile at the top, you will see “Message Board.” Click that button to start a chat with another attendee.



★ Favorite
✉ Email
💬 Message Board
✕





Tara Roling, CMP
 Conference Director
 FelineVMA
 BRIDGEWATER, NJ

After you have sent a chat, you can see responses by going back to the Attendee List and clicking the button in the top right labeled “Show Only My Chats.”

Attendees

2 results found

 <p> Pane, Jeff FelineVMA </p>	<input type="checkbox"/>
 <p> Roling, Tara Conference Director FelineVMA </p>	<input checked="" type="checkbox"/>

This chat bubble means you have a chat started with this person

To see their response, you must click on the attendee’s name and then click on the Chat button at the top of the window.

6. Other Features

Some other features include:

- **CE Information & Evaluations:** located on the left Navigation Bar – here you will find more information about how to claim your CE, save and download your CE Certificate, and submit evaluations of presentations and speakers. There is a [CE Guide](#) that provides more detailed information on how to access and complete the quizzes and where to get your CE Certificate.
- **Helpful Resources:** located on the left Navigation Bar – here you will find:
 - Navigation Guide – where you can access this document for future reference.
 - FAQs – have a question? You might find the answer here.
 - FelineVMA Membership Information – not a member? Learn more about what you will get from an FelineVMA Membership!
 - Support – Need help with something? Find out who would best be able to help you. This information is also listed below.
- Google Translate is available for attendees who prefer to view the website in another language – use the dropdown on the left sidebar to change the language on the pages.



Have Questions?

Our team of dedicated staff is available to answer any of your questions or requests. We also have technical support. If you are having difficulty or have any questions, please contact us at:

Technology Issues

If you are experiencing technical issues, please review the [Tech Tips for an Optimal Virtual Meeting Experience](#).

Available:

- Sunday, April 19: 11:15 am - 3:15 pm EDT; Phone: (443) 640-6880
- Saturday, May 9: 11:00 am – 3:00 pm EDT; Phone: (443) 640-6880

Phone: (443) 640-6880

Or, click “Technical Support” in the footer of the website to submit a Support Ticket.

Other Inquiries for Staff

Phone: (800) 874-0498

Email: conference@catvets.com

Available:

- Monday – Friday from 8:30 am - 5:00 pm EDT
- Sunday, April 19: 11:15 am - 5:00 pm EDT
- Wednesday, April 29: 8:30 am – 7:00 pm EDT
- Saturday, May 9: 11:30 am – 5:00 pm EDT