



Transforming Rehabilitation - Connecting Worlds



**CONGRESS
GUIDE**

Table of Contents

Welcome from Congress Leadership	3
General Information	4
Welcome to Vancouver	5
Learning Objectives	6
Schedule-at-a-Glance	7
Keynote Speakers.....	8
Precongress Workshops	9-10
Design Your ISPRM Experience.....12	
MONDAY, MAY 18	14-18
TUESDAY, MAY 19	20-24
WEDNESDAY, MAY 20	25-28
THURSDAY, MAY 21	29-31
Scientific Paper Schedule	32-34
Sponsored Sessions	35
Poster Gallery	36
CAPM&R Day.....	37
Networking & Social Events.....	38
Visit the Expo Hall.....	39
Exhibitor Guide	40-41
Acknowledgments	42
Sponsors	43



Welcome from Congress Leadership

Dear Colleagues and Friends,

It is with great warmth and enthusiasm that we welcome you to the 20th ISPRM World Congress, held in conjunction with the 74th CAPM&R Annual Meeting in the beautiful coastal city of Vancouver, Canada, May 17–21, 2026. On behalf of ISPRM and the Canadian Association of Physical Medicine & Rehabilitation (CAPM&R), we are delighted to gather with you for this milestone congress as we celebrate the **20th Anniversary of the ISPRM World Congress**.

Our theme, “Transforming Rehabilitation, Connecting Worlds,” reflects both the scientific advances that unite our field and the deeper human connections that bring us together across borders, cultures, and nations. In Vancouver—on the traditional, ancestral, and unceded territories of the Musqueam, Squamish, and Tsleil-Waututh Nations—this theme takes on special meaning. **Here, connecting worlds also means connecting nations, honoring relationships between peoples and embracing Indigenous worldviews that value balance, community, respect for the land, and holistic, whole-person healing—principles that beautifully reflect the spirit of physiatry.** Indigenous perspectives and cultural elements will be thoughtfully woven throughout the congress guide.

ISPRM 2026 promises to be an inspiring global gathering, with delegates from more than 70 countries and a rich scientific program featuring over 60 workshops and sessions spanning the full breadth of rehabilitation medicine. We are especially excited to host more than 1,000 posters showcasing outstanding research and case reports, presented in a lively, interactive format—complete with wine and cheese.

Beyond the scientific program, we invite you to explore our exhibit hall, enjoy our networking and social events, and take advantage of countless opportunities to connect and collaborate—both inside the convention center and while biking, hiking, and exploring Vancouver’s beautiful harbor, mountains, and ocean just outside the doors. **Whether this is your first ISPRM Congress or one of many, we hope you will feel welcomed, inspired, and energized.**

We look forward to sharing an unforgettable week of learning, culture, and community and invite you to share your diverse perspectives and expertise—this is where we learn, grow, and return home inspired with new ideas to improve our research, education, and the lives of our patients. Together, let us transform rehabilitation—and truly connect worlds and nations.

Warmest Regards,

The ISPRM 2026 Congress Leadership

Larry Robinson, MD
ISPRM 2026 President



Ranita Manocha, MD
CAPM&R President



Gerard Francisco, MD
ISPRM President



General Information

All workshops and sessions will be held in the Vancouver Convention Centre, West Building unless noted otherwise.

REGISTRATION

PRE-CONGRESS REGISTRATION – Located at both the Pan Pacific and the Vancouver Convention Centre. Registration for pre-congress workshops will be available on Saturday, May 16, and Sunday, May 17, 2026. Please pick up your temporary badge to access pre-congress sessions.

CONGRESS REGISTRATION – The main registration area will open at 2:00 PM on Sunday, May 17, 2026, and will be open daily on Level 1 of the Vancouver Convention Centre West Building.

ADDITIONAL FEES

Some workshops and networking events require additional fees to attend. To help identify these, look for this icon through the congress guide: 💰

PHOTO & VIDEO DISCLOSURE

The ISPRM and CAPM&R intend to take photos and video of this event for use in future promotional materials, including print, electronic, and social media. By participating in this event, you grant ISPRM and CAPM&R the right to use any image, photograph, voice, or likeness without limitation in its promotional materials and publicity efforts without compensation. All media becomes the property of the ISPRM and CAPM&R. Media may be displayed, distributed, or used by these groups for any purpose.

SEATING POLICY

All sessions are filled on a first-come, first-served basis. We do our best to match room size with anticipated demand, but we encourage you to arrive at the meeting rooms as early as possible. Capacity limits are strictly enforced by hotel and convention center management and fire marshals.

ANTI-HARASSMENT POLICY

The ISPRM and CAPM&R are dedicated to providing a harassment-free experience for everyone at its conferences. Harassment of any form will not be tolerated. If you experience harassment or discrimination, please tell an ISPRM or CAPM&R staff member immediately or email ISPRM2026@physiatry.org. Violators of this Anti-Harassment Policy may be sanctioned or expelled from the event at the discretion of the event organizers.

TIME ZONE

Please note that all times listed are in Pacific Standard Time (PST). Make sure your calendars and time-keeping devices are set to this time zone.

Get Connected

Complementary wifi is provided in all public areas of the Vancouver Convention Centre.

PASSWORD: ABV2026

Please note: the password is case-sensitive, so be sure to type it exactly as shown.

WIFI SPONSORED BY:

abbvie

Download our Free Meeting Phone App



SCAN ME

The ISPRM 2026 event app has the most up-to-date session details and room assignments. Search for sessions or posters by day, speaker, title, or keyword to create a custom agenda that meets your learning needs.

HOW TO ACCESS THE APP

- Search “AAP Meetings” on either the Apple App Store or Google Play Store to download.
- Open the app and click on ISPRM 2026
- Use the login credentials that were emailed to you prior to the conference—this will be your email address and a unique password.

Welcome to Vancouver



Vancouver, Canada, is a vibrant and beautiful coastal city, and for good reason! With stunning natural scenery, world-class dining, and a thriving arts and culture scene, your time with your CAPM&R and ISPRM families will be unforgettable. Here are some of the unique experiences Vancouver has to offer:

EXPLORE THE GREAT OUTDOORS along the seawall, in Stanley Park, or on nearby Grouse Mountain: hike, bike, kayak, or even try ziplining with breathtaking views of the city and mountains.

SAVOR CULINARY DELIGHTS from award-winning restaurants with celebrity chefs to bustling food markets and farm-to-table eateries.

DISCOVER ARTS AND CULTURE at the Vancouver Art Gallery, Granville Island, and the Museum of Anthropology, or catch live performances at the Queen Elizabeth Theatre.

STROLL THROUGH DYNAMIC DISTRICTS like Gastown and Chinatown, where boutique shopping, craft breweries, lively music venues, and cozy cafés abound.

CONNECT WITH NATURE just outside the city: ski, snowboard, or relax at nearby Whistler, or explore the scenic coastline and nearby islands.



BUILD YOUR TRIP AT
[DestinationVancouver.com](https://www.destinationvancouver.com)

 **Airport Code: YVR**

 **Currency: CAD**

 **Time Zone: PST**

ISPRM 2026 World Congress – Overview & Learning Objectives

The International Society of Physical and Rehabilitation Medicine (ISPRM) World Congress is recognized as the premier global forum uniting over 2,000 rehabilitation physicians, researchers, and allied professionals from more than 70 countries. This international gathering showcases the diversity and depth of physiatry worldwide, fostering collaboration and knowledge exchange across borders.

As the host society, the Canadian Association of Physical Medicine & Rehabilitation (CAPM&R) brings Canada's national specialty leadership to the forefront. Representing over 400 physiatrists across the country, CAPM&R ensures that this World Congress also reflects Canadian priorities, standards, and patient-centered values. Educational programming is accredited under the Royal College of Physicians and Surgeons of Canada's Maintenance of Certification Program, ensuring activities meet the highest standards of scientific integrity, objectivity, and balance.

Together, ISPRM and CAPM&R are proud to welcome a truly global audience while highlighting the Canadian specialty's commitment to improving patient outcomes and advancing the practice of PM&R at home and abroad. This congress guide has been developed to align with the CanMEDS Physician Competency Framework and supports the development of competencies across the roles of Medical Expert, Communicator, Collaborator, Leader, Health Advocate, Scholar, and Professional.

This activity is an Accredited Group Learning Activity (Section 1) as defined by the Maintenance of Certification (MOC) Program of the Royal College of Physicians and Surgeons of Canada and approved by the Canadian Association of Physical Medicine & Rehabilitation (CAPM&R).

Through an agreement between the Royal College of Physicians and Surgeons of Canada and the American Medical Association, physicians may convert Royal College MOC credits to AMA PRA Category 1 Credits.

LEARNING OBJECTIVES:

1. **Analyze** recent global advances, research findings, and emerging evidence in Physical and Rehabilitation Medicine and **integrate** relevant updates into clinical or academic practice.
2. **Evaluate** international approaches to strengthening rehabilitation within health systems and **formulate** strategies applicable to their local, national, or global contexts.
3. **Apply** evidence-based, person-centered rehabilitation practices to improve care for individuals with disability across diverse settings.
4. **Assess** the impact of new and emerging technologies (e.g., AI, robotics, digital health) and **determine** how they can be appropriately incorporated into PRM practice.
5. **Collaborate** effectively with multidisciplinary and international colleagues to **advance** global rehabilitation initiatives, research partnerships, and clinical innovation.
6. **Advocate** for equitable, accessible, and inclusive rehabilitation services by **identifying** systemic barriers and **proposing** actionable solutions.

Schedule at a Glance

Enjoy in-depth educational sessions, lively networking events, and a taste of Canadian culture. All events will take place at the Vancouver Convention Centre, West Building unless noted otherwise. You will find specific time and location information for each session of event on the app, event website, or in the detailed schedule in this congress guide.

Details on education sessions and scientific papers can be found on pages 14-34.

PLEASE NOTE:
Presentations, times, and schedules are subject to change. Visit the ISPRM 2026 event site at isprm2026.com or download the event app for the most up-to-date information.

SATURDAY, MAY 16

1:00pm-5:00pm Pre-Congress Workshop: Day 1 \$

SUNDAY, MAY 17

2:00pm-5:00pm Registration Open

8:00am-5:00pm Pre-Congress Workshops: Day 2 \$

9:00am-6:00pm Group Meetings

MONDAY, MAY 18

7:00am-5:00pm Registration Open

8:00am-10:00am Education Sessions 1 & Scientific Paper Presentations

10:15am-12:00pm ISPRM & CAPM&R Opening Ceremony

12:00pm-1:00pm Sponsored Lunch & Learn

1:15pm-1:45pm Keynote Sessions

2:30pm-3:30pm Education Sessions 2 & Scientific Paper Presentations

4:00pm-6:00pm Education Sessions 3

6:00pm-7:30pm ISPRM Welcome Reception in Expo Hall

TUESDAY, MAY 19

7:00am-5:00pm Registration Open

8:30am-9:00am Keynote Sessions

9:00am-10:00am Sponsored Brunch & Learn

10:00am-12:00pm Education Sessions 1 & Scientific Paper Presentations

12:00pm-1:00pm Sponsored Lunch & Learn

1:30pm-2:30pm Keynote Sessions

2:45pm-3:45pm CAPM&R Awards

2:45pm-4:30pm Education Sessions 2 & Scientific Paper Presentations

4:15pm-5:45pm Education Sessions 3 & Scientific Paper Presentations

6:00pm-7:30pm Poster Gallery Reception

WEDNESDAY, MAY 20

7:00am-5:00pm Registration Open

8:00am-9:00am Keynote Sessions

9:00am-9:45am Expo Hall: Sponsored Pop-Up Presentation

10:00am-12:00pm Education Sessions 1 & Scientific Paper Presentations

12:00pm-1:00pm Sponsored Lunch & Learn

2:00pm-2:30pm Keynote Session

2:45pm-3:45pm Education Sessions 2

4:15pm-5:45pm Education Sessions 3 & Scientific Paper Presentations

6:00pm-7:30pm Poster Gallery Reception

7:30pm-9:30pm Spirit of the Land Reception \$

THURSDAY, MAY 21

7:00am-11:00am Registration Open

8:00am-10:00am Education Sessions 1 & Scientific Paper Presentations

10:00am-11:00am Education Sessions 2 & Scientific Paper Presentations

11:45am-12:15pm ISPRM Awards Ceremony

12:15pm-12:45pm Keynote Session/Sidney Licht Lecture

12:45pm-1:15pm ISPRM & CAPM&R Closing Ceremony

Keynote Speakers

These thought leaders are sharing bold ideas that can shape your research, elevate your education, advance your practice, and propel your career.



All keynote sessions will take place in the Vancouver Convention Centre in Ballroom A/B

MONDAY, MAY 18



The Future of Artificial Intelligence in Rehabilitative Medicine

R. James Cotton | USA
1:15 PM - 1:45 PM



Low-Tech Solutions for Amputees

Yudith Chivatá | Colombia
1:45 PM - 2:15 PM

TUESDAY, MAY 19



Managing Traumatic Brain Injuries as a Chronic Disease

Ross Zafonte | USA
8:00 AM - 8:30 AM



Nerve Transfers to Promote Function

Michael Berger | Canada
8:30 AM - 9:00 AM



Strengthening Rehabilitation in Health Systems Through Sustainable Workforce Development in Low Resource Settings

Abderrazak Hajjioui | Morocco
1:30 PM - 2:00 PM



Advanced Neuromodulation in Neurorehabilitation

John Chae | USA
2:00 PM - 2:30 PM

WEDNESDAY, MAY 20



Aging with a Disability

Eleftheria Antoniadou | Greece/Luxembourg
8:00 AM - 8:30 AM



The Role of Exercise in Stroke Recovery

Mark Bayley | Canada
8:30 AM - 9:00 AM



Integrating Rehabilitation into Disaster Preparedness

Peter Skelton | United Kingdom
2:00 PM - 2:30 PM

THURSDAY, MAY 21



Sidney Licht Lecture: Understanding Rehabilitation in Public Health Emergencies

Colleen O'Connell | Canada
12:15 PM - 12:45 PM

Precongress Workshops

Master important skills and obtain bonus networking time with colleagues by attending one of these precongress workshops.

ADDITIONAL FEES APPLY: ADD ANY WORKSHOP TO YOUR REGISTRATION TO RESERVE YOUR SPOT.

SATURDAY, MAY 16

Cryoneurolysis for Adults and Children with Spasticity and Complex Pain

1:00 PM - 5:00 PM | Location: Pan Pacific Hotel, Pacific Rim Room

PRICE: \$149 for members; \$199 for non-members

Course Directors: Paul Winston, Ibrahim (Ibby) Ali, Mahdis Hashemi, Fraser MacRae, Vova Joshua, Romain David, Eve Boissonnault, Alfredo Rodriguez Perez, Jose Alexandre Pereira, Guynn Clay

Cryoneurolysis is a groundbreaking, drug-free percutaneous treatment for spasticity that delivers long-lasting, surgical-like results. The first major advancement in spasticity care in decades, it is rapidly expanding beyond its origins in Canada. This session highlights pre-screening with ultrasound-guided nerve blocks and explores its broad applications to reduce spasticity, improve range of motion, and relieve pain. Significant benefits have been seen in patients who plateaued with other treatments, while lower costs make it a more accessible long-term option worldwide.

SUNDAY, MAY 17

Low-Cost Interventions to Address Disability Worldwide

8:00 AM - 12:00 PM | Location: Vancouver Convention Centre, Room 119 & 120

PRICE: \$149 for members; \$199 for non-members

Course Directors: Roger De la Cerna, Yudith Chivatá, Paula Arnillas, Yamil Yasser Salim, Luz Guadalupe Cruz Huanca, Yuri Canales Rodriguez, Emmanuel Duvignau Donde, Sr.

This theoretical-practical workshop will provide training in rational and resource-conscious lower limb prosthetic prescription, fabrication of low-cost plaster standing frames and molded seating for children with disabilities, and long-term health maintenance and economic independence strategies for persons with spinal cord injuries.

Opioids for Chronic Non-cancer Pain. a Case-based, Guideline-informed, Hands-on Workshop for Prescribers and Learners

8:00 AM - 12:00 PM | Location: Vancouver Convention Centre, Room 111 & 112

PRICE: \$149 for members; \$199 for non-members

Course Directors: Nagina Parmar, Andrea Furlan

In North America, opioid-related harms continue to lead to significant drug-related mortality, partly due to variable prescribing practices despite national guidelines. Educational interventions are essential for improving knowledge and adherence. The Opioid Self-Assessment Program (SAP) workshop is a 3-hour accredited CME program designed to enhance understanding of the Canadian Guideline for Safe and Effective Use of Opioids for Chronic Non-Cancer Pain. It will cover areas like non-opioid treatment optimization, opioid dosing, prevention of misuse, and safe tapering.

Strengthening Academic Leadership

8:00 AM - 4:00 PM | Location: Vancouver Convention Centre, Room 113

PRICE: \$249 for members; \$299 for non-members

Course Directors: John Chae, Rumaissah Hasan, Gwen Sowa, Jorge Lains, Jianan Li, Carolina Schiappacasse, Xavier de Boissezon, Muhammad Tawab, Colleen O'Connell, Abeena Tannor, Reynaldo Rey Mathias, Angela Tulaar

Take leadership skills to the next level with this interactive preview of the highly successful Program for Academic Leadership (PAL), presented through a collaboration between ISPRM and the Association of Academic Physiatrists (AAP). Participants will explore essential skills including emotional intelligence, leadership styles, communication, team building, and advocacy in academic and clinical settings. Through focused instruction, case discussions, and small-group activities, attendees will identify leadership strengths, adapt communication styles, navigate difficult conversations, and build high-performing teams. Ideal for early- to mid-career faculty and clinician-educators seeking practical tools to lead with confidence and impact.

Precongress Workshops

Most Effective Interventions for Treating Spasticity

8:00 AM - 5:00 PM | Location: Pan Pacific Hotel, Pacific Rim Room

PRICE: \$249 for members; \$299 for non-members

Course Directors: Paul Winston, Rajiv Reebye, Stefano Carda, Chloe Haldane, Ana Paula Fonseca, Chueh-Hung Wu, Bruno Guimaraes, Romain David, Mirko Filippetti, Heakyung Kim, Flavia Coroian, Sheng Li, Eve Boissonnault, Omar Daniel Khan, Jonathan Bemporad

This workshop is designed for clinicians and researchers in the field of spasticity management, with a focus on advanced ultrasound and interventional techniques for muscle assessment, intervention, and education.

Ultrasound Guidance for Procedures

8:30 AM - 2:30 PM | Location: Vancouver Convention Centre, Room 121 & 122

PRICE: \$299 for members; \$349 for non-members

Course Directors: Amit Bhargava, Nimish Mittal, Abeer Alomari, Amit Bhargava, Arun Gupta, Jennifer McDonald, Ke-Vin Chang, Kshitij Chawla, Jody Young, Mark Monsour, Christopher Visco

This intensive workshop will provide comprehensive, hands-on training in the use of ultrasound guidance for musculoskeletal and interventional procedures. The course combines focused didactic instruction with extensive practical scanning and needle-guidance experience. Emphasis will be placed on real-time ultrasound-guided techniques to enhance procedural accuracy, safety and clinical outcomes. Interactive, small-group sessions will allow participants to practice ultrasound-guided interventions under expert faculty supervision, making this workshop ideal for clinicians seeking to build or refine procedural ultrasound skills for everyday practice.

Detection of Sarcopenia and Physical Fitness in the Clinic

1:00 PM - 5:00 PM | Location: 119 & 120

PRICE: \$149 for members; \$199 for non-members

Course Directors: Pavel Loeza Magana, Laura Beatriz Salas López, Ana Esther Román Álvarez, Lezly Elizabeth Alcalá Morales, Ana Belem Dávila Tejeida

A hands-on workshop will be conducted through standardized procedure stations to carry out a short battery of physical tests (SARC-F, handgrip dynamometry, gait speed, 1-minute step test, seat & reach, ultrasound assessment, and 30-second chair stand test). These assessments will allow for the clinical diagnosis of sarcopenia, evaluation of flexibility, submaximal cardiorespiratory fitness, and lower body power. Test interpretation will be followed by exercise prescription based on results.





At Ipsen, we're redefining what's possible with neurotoxins

Sliding Doors in Spasticity Care: A Tale of Two Doses

Educational Theatre with
Prof. Rajiv Reebye

Wednesday May 20 | 09:00–09:45
Demo Pod, Exhibit Hall

Ultrasound Demonstrations and Injection Technique Simulations

with Prof. Alessandro Picelli and
Prof. Rajiv Reebye

May 19 | 13:30–14:15
May 20 | 11:15–12:00 | 13:30–15:00
Ipsen Booth #404, Exhibit Hall

New Head-to-Head Evidence on BoNT Safety and Symptom Control in Spasticity

Lunch & Learn Symposium with
Dr. Alberto Esquenazi

Tuesday May 19 | 12:00–13:00
Ballroom C

DIRECTION Oral Presentation

with Dr. Alberto Esquenazi

Wednesday May 20 | 11:15–11:30
Room 118

Because we believe everyone
deserves a life fully lived



Design Your ISPRM Experience

ISPRM 2026 features stimulating educational sessions designed to engage a diverse audience and advance the field of physiatry. Hear from expert speakers presenting world-class research, cutting-edge insights, and the latest developments in everything from administration and patient care to new technology and trainee education.

Simultaneous Translation

Simultaneous translation will be provided for all keynotes and other sessions taking place in the main plenary room using Wordly, an AI-powered live translation platform. Attendees will be able to access real-time translation on their personal devices in multiple languages.

Curate Your Experience

ISPRM26 offers a robust schedule with sessions spanning the full scope of rehabilitation medicine. Reviewing the final schedule now allows you to identify and mark priority sessions in advance, helping you plan a focused and meaningful conference experience.

Read ahead for the full schedule and take time to explore what's ahead and prepare to engage with the content most relevant to your work and interests.

To view speaker bios, use the itinerary planner, and stay up to date on any changes that happen during the week in real time, download the conference app or visit isprm2026.com.



Scan for
Most Up to
Date Info &
Schedule

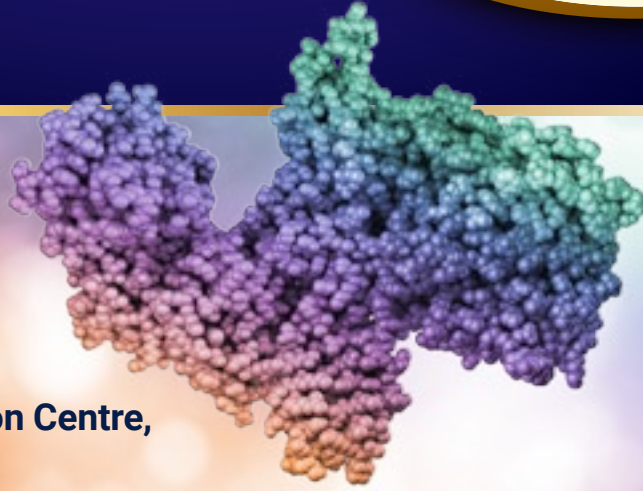


JOIN US LIVE FOR A HEAD-TO-HEAD
BATTLE AT THE BUZZER!

(BECAUSE EACH BoNT/A IS UNIQUE!)



AbbVie Symposium



Monday, 18 May 2026

11:45–13:00 PDT

Ballroom C, Vancouver Convention Centre,
Vancouver, BC, Canada

Join us for a high-energy symposium where clinical insights meet fast-paced fun, as our expert faculty go head-to-head to reveal common perceptions about:



- How different BoNT/A manufacturing processes lead to unique products with non-interchangeable activity units¹
- How the different clinical characteristics of each BoNT/A impact clinical practice¹



Bo Biering-Sørensen (Host)
University of Copenhagen,
Copenhagen, Denmark



Claire Spronk
AbbVie



Jorge Jacinto
Centro de Medicina de
Reabilitação de Alcoitão,
Cascais, Portugal



Rajiv Reebye
University of British Columbia,
Vancouver, BC, Canada

BoNT/A, botulinum toxin type A.

1. Brin MF, et al. *Toxins (Basel)*. 2024;16(6):266.

For healthcare professionals only.

This is a non-promotional, educational meeting developed and funded by AbbVie.

The information contained herein does not necessarily reflect the content of the approved Canadian product monographs of BoNT/A products.

This material is only for use at the 20th International Society of Physical and Rehabilitation Medicine World Congress.

BONT-AA-00411-E | May 2026 | v1.0

abbvie

NOTE: Scientific paper presentations are woven throughout the congress schedule, highlighting the latest research and innovations in the field. For a complete listing of papers, session times, and locations, please refer to the **full Scientific Paper Schedule on page 32**.

MONDAY EDUCATION SESSIONS 1

Digital Fabrication and 3D Printing of Prosthetics and Orthotics to Improve Rehabilitation Care

8:00 AM - 9:00 AM | Location: 205 to 207

Amanda Mayo

Traditionally P&O devices are made with labour intensive manual casts, plaster moulds, and layering socket material. New digital fabrication technologies are emerging with digital scans, computer aided design, and 3D printing. Digital technologies have benefits of improving access, reducing material costs, reducing manual labour, shortening device fabrication times and lessening environmental waste. The benefits and challenges of digital P&O fabrication will be reviewed with real case examples from Canada and Ukraine using FDM and fusion jet 3D printing technologies.

Fatigue and Rehabilitation Medicine

8:00 AM - 9:00 AM | Location: 107 & 108

Joao Pinheiro, Jorge MC Lains, Renato Nunes, Catarina Aguiar-Branco

Fatigue is a frequent and disabling symptom that hinders function, participation, and recovery in rehabilitation. This course offers an evidence-based, multidisciplinary overview of its mechanisms, assessment, and management across neurological and musculoskeletal conditions. Participants will learn to apply validated tools and individualized strategies to enhance adherence and outcomes. Combining concise expert presentations with interactive discussion, the session fosters reflection and integration of current evidence into practice, promoting precision and personalized approaches in rehabilitation medicine for improved patient-centered care.

From Prototype to Patient: Wearable Soft Robotics for Stroke Rehabilitation

8:00 AM - 9:00 AM | Location: 121 & 122

Joan Stilling, Cindy Kao, Michael O'Dell

Explore how wearable technologies are transforming stroke rehabilitation in this interactive session. Presenters will trace the evolution of wearable devices from traditional exoskeletons to flexible, soft robotic systems designed for home-based recovery. Participants will gain insight into how engineering, human-computer interaction, and clinical science intersect to create patient-centered rehabilitation tools. The session features the KnitDema device (a soft robotic textile for hand edema mobilization) and highlights future directions for integrating evidence-based, accessible wearable solutions into neurorehabilitation practice. Ideal for clinicians, researchers, and engineers interested in innovation and interdisciplinary collaboration.

Global Landscape of Cardiopulmonary Rehabilitation: Results and Insights from the ISPRM Global Survey

8:00 AM - 9:00 AM | Location: 212

Matthew Bartels, Marta Supervia, Azusena Rodriguez Garcia

This session will present the findings of the ISPRM Global Survey on Cardiopulmonary Rehabilitation which evaluated the current state of cardiopulmonary rehabilitation globally, comparing the international trends seen throughout the world, highlighting the availability of all phases of cardiopulmonary rehabilitation as well as Physiatriac involvement on a nation to nation basis. The session will also offer participants the ability to network and find methods to enhance participation in cardiopulmonary rehabilitation for both patients and providers across our member communities. The session will include a roundtable discussion for exploration of future opportunities and collaborations, increasing phusiatriac participation in Cardiopulmonary rehabilitation worldwide.

Integrating Biomarkers into Management of Vascular Cognitive Impairment

8:00 AM - 9:00 AM | Location: 118

Qing Mei Wang, Xin Wang, Yuan Peng, Xun Luo, Haijie Liu

This session explores the integration of biomarkers into the management of vascular cognitive impairment (VCI). Participants will gain insight into key imaging, serum, and emerging multi-omic biomarkers that enhance diagnosis, risk stratification, and treatment planning. Expert speakers will present evidence-based applications of MRI markers, blood-based indicators like neurofilament light chain, and novel multi-omics approaches. Through case studies and interactive discussions, attendees will learn to apply biomarker data in clinical decision-making. The session emphasizes current research, future directions, and practical strategies, equipping clinicians and researchers with tools to improve outcomes in VCI care.

Lessons I Wish I Knew from the Med Ed SIG

8:00 AM - 9:00 AM | Location: 202 to 204

Celina Lin, Jacqueline Kraushaar

This interactive workshop is for individuals at any stage in their career with an interest in Medical Education. Early career participants can share their goals and the challenges of navigating promotion, mentorship, administrative challenges, while building their practice. We invite middle and late career participants to share successes, lessons, and ongoing challenges. Through facilitated discussion, large and small group sessions, participants will gain insights into exploring all that comes with being an educator and how to align personal values with institutional expectations. Attendees will leave with practical strategies and lessons learned to assist in navigating the world of education.

Sessions Monday, May 18, 2026

Rewiring to Relief: Practical Tools from Innovative Pain Psychology Interventions to Transform Chronic Pain

8:00 AM - 9:00 AM | Location: 213 & 214

Kristen Slater, Heather Poupore-King

Chronic pain is one of the toughest challenges in rehabilitation, often persisting despite excellent medical and physical care. The missing piece is often psychological: fear, avoidance, hypervigilance, and unresolved emotion can keep pain alive. This session introduces practical, evidence-based approaches — Cognitive Behavioral Therapy (CBT), Acceptance and Commitment Therapy (ACT), Emotional Awareness and Expression Therapy (EAET), and the emerging Pain Reprocessing Therapy (PRT). Attendees will gain concrete tools to address pain's psychological drivers, enhance outcomes, and help patients reduce distress, restore function, and re-engage in meaningful activities.

Ultrasound Guided Chemoneurolysis with Phenol: A Low Cost Alternative for Spasticity Management

8:00 AM - 9:00 AM | Location: 211

Abhishek Srivastava, Navita Purohit Vyas

The low cost alternative for spasticity management is in theme of conference "Innovative Technologies for Accessible Care".

ANNUAL SCIENTIFIC SESSION 2026 - Emergency Rehabilitation Committee

8:00 AM - 10:00 AM | Location: 301

Farooq Rathore, Abderrazak Hajjioui, Colleen O'Connell, Anas Hasan, Maria Paul, Taslim Uddin, Fatema Newaz, Eric Weerts, Maya Newman, Alaeldin ElMalik

This two-hour workshop brings together rehabilitation experts from seven regions affected by disasters and conflicts. Through real examples from Morocco, Palestine, Bangladesh, the United States, Ukraine, Sudan, and humanitarian operations worldwide, participants will explore effective emergency rehabilitation responses, long-term system building, and the impact of climate change on persons with disabilities. The session emphasizes practical lessons, interactive discussion, and action planning to help participants strengthen disaster preparedness and rehabilitation systems in their own settings.

OPENING CEREMONY: ISPRM 2026 World Congress & CAPM&R Annual Meeting

10:15 AM - 12:00 PM | Location: Ballroom A/B

Kick off ISPRM 2026 World Congress by celebrating the diversity of our global rehab community. We'll have a special Canadian welcome from Rick Hansen, known as the "Man in Motion", a six-time Paralympic medalist, and founder of the Rick Hansen Foundation.

LUNCH & LEARN

SUPPORTED BY: 

12:00 PM - 1:00 PM | Location: Ballroom C

KEYNOTE: The Future of Artificial Intelligence in Rehabilitative Medicine

1:15 PM - 1:45 PM | Location: Ballroom A/B

R. James J. Cotton



KEYNOTE: Low-Tech Solutions for Amputees

1:45 PM - 2:15 PM | Location: Ballroom A/B

Yudith Chivatá



CAPM&R AMPUTEE SIG

2:30 PM - 3:30 PM | Location: 205 to 207

Michael Payne, Amanda Mayo

The Canadian Association of Physical Medicine and Rehabilitation (CAPM&R) Amputee Special Interest Group (SIG) session for 2026 will start with a presentation of findings from the recent national environmental scan of amputee rehabilitation programs, highlighting variations in care models and service delivery across Canada. Pre-submitted challenging clinical cases may be presented to our expert audience to stimulate discussion on best practices in rehabilitation. Participants will collaborate to identify key priorities and directions for the Amputee SIG to strengthen amputee care and outcomes nationwide.

Cancer Rehabilitation in PMR: Building Bridges Between Oncology and Rehabilitation

2:30 PM - 3:00 PM | Location: 118

Raktim Swarnakar

With cancer survival rates increasing worldwide, rehabilitation has become an essential component of comprehensive oncology care. This session will highlight the critical role of Physical Medicine and Rehabilitation (PMR) in addressing functional impairments and complications across the cancer care continuum. Evidence-based interventions, practical case examples, and adaptable models of care for both high- and low-resource settings will be presented. Attendees will gain practical strategies, outcome measurement tools, and future directions to integrate cancer rehabilitation into daily practice and expand PMR's leadership role in oncology survivorship.

MONDAY EDUCATION SESSIONS 2

Climate Change and Disability - Resources and Approaches for Rehabilitation Professionals Now and in the Future

2:30 PM - 3:30 PM | Location: 213 & 214

Steven Faux, Fary Khan, Colleen O'Connell, Marcalee Alexander

Climate change, extreme weather events, and their social and health impacts, affect people with living with disabilities (PLWD) significantly, however they often remain an afterthought in adaptation efforts or policy development and planning for climate change preparedness. In this workshop skills in identifying the impacts of climate change on PLWD are presented together with ways of discussing and teaching preparedness.

Integrating a Patient's Voice in Care Delivery. Implementing Patient Reported Outcomes (PROM's) into an Outpatient Amputee Clinic

2:30 PM - 3:30 PM | Location: 202 to 204

David Crandell, Brian Hafner, Anne-Sophie Cauchon

Patient Reported Outcome Measures (PROM's) are the "new axis" in healthcare outcomes. By incorporating PROM's, rehabilitation teams can better understand and then improve patient's functional outcomes, the "outcomes that matter the most to the patient". This session will review the PROM development and workflows to assign, collect, display and report from experience of two different outpatient amputee clinics utilizing the Plus-M and other selected metrics.

Neuromodulation and Biomarkers in Central Fatigue: Advances and Clinical Applications

2:30 PM - 3:30 PM | Location: 211

Qing Mei Wang, Xun Luo, Xin Wang, Yuan Peng

This session explores emerging science and clinical strategies for managing central fatigue across conditions such as Long COVID, Lyme IACI, ME/CFS, multiple sclerosis, and post-concussive syndromes and stroke. Participants will examine recent advances in serum and neuroimaging biomarkers used to identify central fatigue mechanisms and guide treatment. The course also reviews non-invasive neuromodulation techniques (rTMS, tDCS, and VNS), highlighting their therapeutic potential and evidence base. Through case-based discussion and interactive engagement, attendees will gain practical tools to integrate biomarker insights and neuromodulation into patient care and research.

New Technologies for Detecting and Diagnosing Dysphagia: AI, Swallowing CT, and Respiratory Monitoring

2:30 PM - 3:30 PM | Location: 121 & 122

Yoko Inamoto, Byung-Mo Oh, Eric Verin, Marlis Gonzalez Fernandez

This course showcases emerging technologies that sharpen dysphagia detection and diagnosis. We review AI pipelines for screening, automated MBS anomaly detection, voice-based risk flagging, and auto-report generation; demonstrate Swallowing CT for 3D/4D kinematic analysis and for validating conventional 2D MBS measures; and update respiratory monitoring for dysphagia associated with respiration disorders (e.g., COPD, OSA), including practical signal acquisition and interpretation. Attendees receive a one-page handout distilling key algorithms, device setups, safety notes, and "first-week" clinical workflows to accelerate adoption.

Obesity in Cardiopulmonary Rehabilitation: From Recognition to Action

2:30 PM - 3:30 PM | Location: 301

Matthew Bartels, Marta Supervia, Catarina Aguiar-Branco, Areerat Suputtitada, Jonathan Whiteson

Obesity is a major global health challenge and a key determinant of disability and chronic disease. Rehabilitation professionals play a crucial role not only in addressing functional limitations related to obesity, but also in promoting long-term behavior change, exercise adherence, and metabolic health. This session will explore the importance of obesity in cardiopulmonary rehabilitation, strategies for assessment, and evidence-based interventions to improve outcomes. Attention will be paid to incorporating lifestyle changes into a rehabilitation program using the cardiac rehabilitation paradigm. Also addressed will be the use of new medications (GLP-1) as part of a rehabilitation approach to obesity and disability.

Pathways to Sustainable Rehabilitation Medicine: Mobilizing Knowledge for Resource Stewardship

2:30 PM - 3:30 PM | Location: Ballroom A/B

Ramona Neferu, Chris Fortin, Meiqi Guo, E. Ali Bateman, Arjun Ghuman

Join us for an interactive session designed to equip clinicians and healthcare leaders with practical tools to reduce waste, optimize resource use, and improve patient care. Through case examples, collaborative activities, and knowledge mobilization strategies, participants will explore how resource stewardship principles can be adapted to their clinical and organizational contexts to drive sustainable change.

Post-Crash Rehabilitation Readiness: A New Frontier for Road Safety and Health Systems

2:30 PM - 3:30 PM | Location: 212

Abderrazak Hajjioui, Farooq Rathore, Peter Skelton, James W. Middleton

Road traffic injuries remain a major global health and development challenge, causing 1.19 million deaths annually and leaving millions of survivors with long-term functional limitations — disproportionately affecting people in low- and middle-income countries and working-age populations. Despite this burden, rehabilitation remains insufficiently integrated into post-crash and emergency response systems. Survivors who could recover functioning with timely rehabilitation experience avoidable long-term disability, reduced workforce participation, and increased dependency on care systems. This high-level session positions rehabilitation as a core component of resilient health systems and universal health coverage — not a downstream service, but a strategic health system function that determines whether survival translates into recovery.

Transcranial Pulse Stimulation in Rehabilitation: From Osteoarthritis Pain to Neurodegenerative Disorders

2:30 PM - 3:30 PM | Location: 107 & 108

Gilson Shinzato, Marta Imamura, Leandro Yoshioka, Sabrina Uchiyama, Linamara Battistella

This session will explore Transcranial Pulse Stimulation (TPS) as an emerging neuromodulation therapy in neurorehabilitation. Evidence will be presented on TPS applications for chronic pain, progressive neurodegenerative diseases (Parkinson's and Alzheimer's), and post-stroke recovery through enhancement of neuroplasticity. Participants will gain insights into biological mechanisms, recent clinical findings, and ongoing trials, with opportunities for interactive discussion. The session aims to provide clinicians and researchers with an updated and practical perspective on how TPS may shape the future of rehabilitation in neurological disorders.

MONDAY EDUCATION SESSIONS 3

Cardiac Rehabilitation and Artificial Intelligence: Technology, Wearables, and the Future of Connected Care

4:00 PM - 5:00 PM | Location: 212

Matthew Bartels, Marta Supervia, Catarina Aguiar-Branco, Monica Rincon-Roncancio Beatrice Milrose Rey-Matias

Digital transformation is reshaping cardiac rehabilitation worldwide. Artificial intelligence, wearable sensors, and cloud-based tools now allow clinicians to monitor patients remotely, personalize exercise prescriptions, and extend access to low-resource settings. This interactive session will explore how these innovations are redefining rehabilitation delivery and data integration across continents. Focus will be on the access to technologies and integration into care. This session will be useful for providers from around the globe and will allow for appreciation of the use of new technologies in both urban and rural settings in order to enhance the provision of care for patients with cardiopulmonary diseases.

Neurotrauma in the Aging Population

4:00 PM - 5:00 PM | Location: 211

Jehane Dagher, Julio Furlan

TBI and SCI present growing concerns in the aging population. As life expectancy increased, prevalence of neurotrauma among older adults rose, creating substantial challenges on healthcare. We explore the interrelation of neurotrauma in normal aging and the impact of TBI on aging. Epidemiology of neurotrauma among elderly and consequences on healthcare and rehabilitation will be discussed. Cognitive impairments including memory loss, attention, executive difficulties are common in elderly with TBI. This leads to increased dependency and reduced ADL ability, diminishing autonomy. Neurotrauma in older adults leads to poorer outcomes: longer hospital stay, high transfers to long-term care and higher mortality.

Presentation and Fluoroscopic Management of Cervicogenic Headache

4:00 PM - 5:00 PM | Location: 202 to 204

Mohan Radhakrishna, Christopher Mares, Taylor Burnham

Using case studies, this session will describe ultrasound and fluoroscopic techniques for managing cervicogenic headache.

Transforming Neurorehabilitation with Ai-Based Brain and Human-Computer Interfaces

4:00 PM - 5:00 PM | Location: Ballroom A/B

Qing Mei Wang, Xun Luo, Haijie Liu, Yuan Peng

Discover how cutting-edge technologies are transforming neurorehabilitation. This interactive session explores the use of brain-computer interfaces and human-computer interaction systems in assessment and treatment. Through evidence-based presentations, real-world case studies, participants will learn how to integrate AI-driven tools into clinical practice. Ideal for rehabilitation professionals, researchers, and clinicians seeking innovative, tech-enabled approaches to care.

Why Are We Accommodating? Why Can't We Create Accessible Systems from the Beginning?

4:00 PM - 5:00 PM | Location: 213 & 214

Audrey Yap, Ranita Manocha, Adalberto Loyola Sanchez, Victoria Jackman, Elizabeth Condliffe

Are you a healthcare learner, teacher, clinician, researcher, or administrator who is frustrated with the lack of accessible services when trying to navigate your patients/learners/staff through the clinical or educational system? Are you aware of the new World Health Organization definition of disability that is based on the Social Model of Disability? Are you aware of your country's Human Rights Laws as they pertain to those living with a disability? This session explores common barriers and recommendations for how we can make our clinical and working environments more inclusive, equitable, and accessible.

9th Annual Workshop on Global Approaches to the Rehabilitation of Cancer Patients

4:00 PM - 6:00 PM | Location: 107 & 108

Ady Correa, Vishwa Raj, Birgit Leibbrand, Franchesca Konig, Evelyn Qin, Jae Yong Jeon, Sammy Wu, Terrence Carolan, Juan Guillermo Montoya Chica, Jesuel Padro-Guzman, Monica Pinto, Raquel Salinas González, Amy Ng, Michael Fediw

As more people live longer after cancer, many face physical and functional challenges that affect independence and quality of life. This workshop brings together leading experts to discuss rehabilitation strategies that address cancer-related impairments and support survivorship. Topics include developing a cancer rehabilitation program, exercise precautions in cancer, shoulder dysfunction in breast cancer, bone metastasis, and rehabilitation after CAR-T therapy. Presenters from North America, Asia, Europe, and South America will share evidence-based approaches and cultural perspectives, highlighting the essential role of interdisciplinary care in improving outcomes and quality of life for individuals living with and beyond cancer.

Advancing the Rehabilitation Workforce Goals: Grassroots Case Studies

4:00 PM - 6:00 PM | Location: 121 & 122

Heather Dow, Peter Cassidy, Colleen O'Connell, Britney Soll

Rehabilitation for All demands rapid workforce growth: one-third of people will need rehab in their lifetimes, yet capacity lags. This evidence-informed session showcases three grassroots models—an equine-assisted program in Mauritius and a Ukraine–North Carolina knowledge-transfer partnership—aligned with the WHO Rehabilitation Competency Framework and WRA Objective 2. Expect concise case lessons, interactive mapping to competencies, and practical tools for upskilling beyond formal training. Leave with ideas for how you can adapt to your context to expand access and strengthen local teams.

POTS, Long COVID, and Autonomic Dysfunction: A New Frontier for Rehabilitation Medicine

4:00 PM - 6:00 PM | Location: 118

Kavita Nadendla, Tae Chung, Raouf Gharbo, Manoj Sivan

This session will highlight the critical role of physiatrists in managing POTS and long COVID-related autonomic dysfunction in both adult and pediatric populations. Presenters will review clinical features and management strategies, explore autonomic dysfunction and exercise intolerance, and discuss innovative rehabilitation approaches that integrate autonomic regulation with functional recovery. The program will emphasize the expanding role of autonomic testing in physiatric practice, offering attendees practical insights into emerging strategies and collaborative models of care for these complex conditions.

Spasticity and Long-Term Care: Validation of a Screening Tool and International Perspectives on Implementation

4:00 PM - 6:00 PM | Location: 302 to 303

Thomas Miller, Amanda McIntyre, Steven Faux, Karen Ethans

Spasticity is common in long-term care (LTC) but often goes unrecognized, contributing to pain, contractures, and functional decline. Nurses and personal support workers play a key role in resident care but often report limited confidence in identifying spasticity and navigating referral pathways. This interactive workshop will share the results of a multi-phase study on provider experiences alongside perspectives from Canada and Australia, with discussion on improving spasticity screening and management in LTC settings.

Spasticity Management Across the Lifespan in Cerebral Palsy: A Longitudinal Perspective

4:00 PM - 6:00 PM | Location: 205 to 207

Heakyung Kim, Hana Azizi, Amanda Stubbs

The adult population with cerebral palsy (CP) is increasing, yet lifelong spasticity management remains inadequate. Many adult providers are unfamiliar with CP, leading to misdiagnosis, delayed treatment, and worsening function. Spasticity interventions often end after skeletal maturity, resulting in pain, decreased mobility, and early arthritis. With more adults seeking care, understanding

their evolving needs is essential. Despite expanded use of chemoneurolysis, intrathecal baclofen, and surgery, evidence-based adult guidelines remain limited. This course reviews lifelong spasticity management in CP, focusing on aging-related challenges, intervention selection, dosing considerations, and orthopedic strategies for maintaining function and preventing decline.

Beyond Pain, Toward Recovery: The Diagnosis and Management of Musculoskeletal and Neurologic Pain Conditions in the Peripartum Period

4:00 PM - 6:00 PM | Location: 301

Rebecca Titman, Sarada Sakamuri, Ginette Moores, Lisa Murphy, Olivia Drodge

Healthcare provider discomfort, coupled with a paucity of clinical research on pain management during the peripartum period, contributes to the under-recognition and under-treatment of pain conditions in pregnancy and postpartum. Multiple musculoskeletal and neurologic diagnoses, including lumbopelvic pain, radiculopathies, peripheral nerve entrapments, and headaches, can significantly impact function and quality of life in this population. This workshop aims to outline the role of the physical medicine and rehabilitation specialist in the assessment and management of common musculoskeletal and neurologic pain conditions that frequently impact function during the peripartum period.

Welcome Reception

6:00pm-7:30pm | Location: Expo Hall

Celebrate the official opening of the ISPRM 2026 World Congress with your ISPRM and CAPM&R colleagues. Enjoy great food, refreshing drinks, and lively entertainment as you reconnect with friends, meet new colleagues, and engage with our outstanding exhibitors. Experience local cuisine and vibrant company as we kick off an unforgettable Congress together.



Breakfast Symposium

**Patient-Centric Management of Upper and Lower
Post-Stroke Spasticity:
From Goal Setting to Optimal Dosing
with Botulinum Toxin A**

Tuesday, May 19th, 2026

09:00–10:00 AM

Ballroom C (Level 1)

Speakers:

Prof. Dr. **Rajiv Reebye**

Dr. **Ève Boissonnault**

Dr. **Stefano Carda**

Dr. **Omar Khan**

Visit us at booth 306 to
discover more
innovative tools and
practical solutions that
make a real difference
in spasticity
management



www.merztherapeutics.com

MERZ and the MERZ logo are registered trademarks of Merz Pharma GmbH & Co. KGaA, used under license by Merz Pharma Canada Ltd. © 2026 Merz Pharma Canada Ltd. All rights reserved.

MTE-808 V01 revised April 7, 2026



THERAPEUTICS

KEYNOTE: Managing Traumatic Brain Injuries as a Chronic Disease

8:00 AM - 8:30 AM | Location: Ballroom A/B
Ross Zafonte



KEYNOTE: Nerve Transfers to Promote Function

8:30 AM - 9:00 AM | Location: Ballroom A/B
Michael Berger



BRUNCH & LEARN



SUPPORTED BY: THERAPEUTICS

9:00 AM - 10:00 AM | Location: Ballroom C

ISPRM ACADEMIC FORUM

10:00 AM - 12:00 PM | Location: 107 & 108

Francesca Gimigliano, Walter Frontera, Fary Khan, Heakyung Kim, Jorge Lains, Gerold Stucki

We aim to understand the current global landscape of academic leadership in PRM, identify existing gaps, explore the importance of strong academic leadership for advancing the field of PRM and improving patient outcomes on a global scale, and recognize the roles of various stakeholders in promoting academic leadership and the collaborative efforts needed to effect change. In the subsequent lectures, we will examine the situation in different geographic regions and report on models for the development of academic PRM programs.

TUESDAY EDUCATION SESSIONS 1

Ghosts in the Machine: Enhancing Awareness of Disorders of Consciousness with New Program Standards

10:00 AM - 10:45 AM | Location: 202 to 204

Terrence Carolan

Despite advances in critical care medicine which have led to an increase in the number of individuals with Disorders of Consciousness (DoC), barriers to accessing specialized DoC programs remain. Recent evidence has provided new guidance on the care for these individuals, minimal competency recommendations, timing of withdrawal of life saving treatment, recovery and functional outcomes, and presence of consciousness in those with covert awareness. CARF International has worked with the field to create standards for transdisciplinary DoC rehabilitation programs which will support quality and performance improvement, advocate for individuals with DoC and demonstrate the value of services to all stakeholders.

Pain Management in Pediatric Cancer Rehabilitation

10:00 AM - 11:00 AM | Location: 212

Ana Carolina Méndez-Silva, Ilse Joadán Santiago-Escamilla, Alejandra Mancilla Ramírez, Gabriela Legorreta Ramirez

This session will clearly outline the different tools available to efficiently manage pain in pediatric cancer within the field of rehabilitation, as well as the scientific evidence supporting each of these options.

Exploring Fluid Biomarkers in Diagnosis and Prognosis in Mild Traumatic Brain Injury Across the Age Spectrum

10:00 AM - 11:00 AM | Location: 213 & 214

Chantel Debert, Cheryl Wellington, Sandy Shultz

Over the past 10 years there has been an exploration of research exploring fluid biomarkers as a tool to aid in the diagnosis and prognosis of mild traumatic brain injury. We have identified a variety of fluid biomarkers that may be used to help determine injury and prognosticate outcomes. Though still in the research stages we are growing closer to understanding the utility of fluid biomarkers in mild traumatic brain injury care.

Making Good Adults from Children with Cerebral Palsy: Taking Research into the Clinic

10:00 AM - 11:00 AM | Location: 105 & 106

Edward Hurvitz, Mark Peterson

Adults with cerebral palsy (CP) face unique health challenges, including pain, elevated chronic disease risk, and early functional decline. Drs. Mark Peterson and Edward Hurvitz will present their cutting-edge research and that of colleagues on how changes in growth and development across the lifespan change anatomy, physiology and function contributing to early life onset of these issues and the problem known as 'early aging'. They will discuss approaches to address these problems in the clinic as well as at the policy level, reviewing challenges in provision of preventive care and access to health care in general.

Tailoring Rehabilitation to Also Fit Rare Disease Populations: Challenges and Solutions

10:00 AM - 11:00 AM | Location: 211

Ariane Kwiet, Trine Bathen, Anne-Mette Bredahl

This session will provide participants with insight into the challenges individuals with rare diseases can face in rehabilitation. Furthermore, participants will learn how these challenges can hinder effective rehabilitation and be presented with possible solutions. Participants will gain insights from literature, case presentations and films, a patient survey, and a feasibility study on integrating rare disease patients into existing programmes. A stakeholder-developed model will be presented. The session includes interactive discussion to reflect on barriers and opportunities in practice, and offers evidence-based knowledge, practical strategies, and reflective engagement to support healthcare professionals in improving rehabilitation outcomes for this under-served group.

Trunk Control in Spinal Cord Injury: From Clinical Assessment to Technological Innovation

10:00 AM - 11:00 AM | Location: 205 to 207

Jimena Quinzanos, Alberto Isaac Pérez Sanpablo, Marlene Alejandra Rodríguez Barragán

Trunk control is important for mobility, independence, and preventing complications after spinal cord injury (SCI), but it is not always routinely assessed in rehabilitation. This session will review trunk control in SCI and outline assessment methods as well as research on the Clinical Trunk Control Test and treatment approaches, followed by discussion on application in practice.

Updates on the Epidemiology, Pathophysiology, Diagnosis and Management of Individuals with Degenerative Cervical Myelopathy

10:00 AM - 11:00 AM | Location: Ballroom A/B

Julio Furlan, Vanessa Noonan

This unique instructional course will provide an overview on the current evidence-based literature on the epidemiology, pathophysiology, diagnosis and management of patients with degenerative cervical myelopathy, the most common non-traumatic spinal cord injury in the world. Furthermore, this course will review the results of the RECODE-DCM, an international and multidisciplinary scientific initiative focused on the identification of the current knowledge gaps and top 10 research priorities for DCM.

A Physiatric Approach to Gender and Sports Equity: Girls' and Women's Empowerment in PMR Practice

10:00 AM - 12:00 PM | Location: 121 & 122

Yetsa Tuakli-Wosornu, Catherine Stratton, Nora Newcomb, Chantal Nguyen, Rihab Mastouri

Gender-based violence affects roughly 1-in-4 women in society but 1-in-2 women in sports, making active girls and women a silent majority. Many physiatrists feel ill-equipped to address gender-based violence. Physiatrists function within a team-oriented ethos and interdisciplinary operating system that are ideal for addressing this complex issue. In partnership with UN Women, UNESCO, this workshop seeks to engage the ISPRM community using a strengths- and community-based participatory approach to raise awareness, synthesize the wisdom of local observations and experiences, and empower a progressive cohort of physiatrists to address gender-based violence in the sportswomen they see and treat.

The Interdisciplinary Clinic for Peripheral Nerve Injury - from Bench to Bedside

10:00 AM - 1:30 PM | Location: 103 & 104

Thomas Miller, Colin Franz, Sarah Smith, Ming Chan, Jenna Senger, Christopher Doherty, Michael Berger, Adenike Adewuyi

Peripheral nerve injury is common and can lead to poor outcomes without timely treatment. This workshop will review interdisciplinary approaches to diagnosis, treatment, and rehabilitation, covering common entrapments, traumatic nerve injuries, and cervical spinal cord injuries. Topics include electrodiagnostic testing, neuromuscular ultrasound, nerve reconstruction, rehabilitation strategies, and therapeutic electrical stimulation. Using case-based discussions, participants will explore clinical decision-making, surgical options, and recovery planning across a range of nerve injuries.

ISPRM Spasticity SIG Session: Multimodal Therapy for Spasticity Syndrome

10:00 AM - 2:00 PM | Location: 301

Rajiv Reebye, Stefano Carda, Rita Pane, Mary Elizabeth Nelson-Biersach

This workshop will describe the novel modular ABCD spasticity educational program developed by the ISPRM Spasticity SIG, its educational impact from the Indonesian pilot of the program and its ability to be adapted to other countries. Also, this workshop will build on the success of the hands-on component of module A in Marrakesh ISPRM 2025 on pathophysiology and identification of spasticity, by focusing on module B for ISPRM 2026 on multi modal treatment of spasticity. Small group, interactive, case-based sessions will reinforce the application of module A and application of module B teaching for multimodal treatment of spasticity.

LUNCH & LEARN

SUPPORTED BY: 

12:00 PM - 1:00 PM | Location: Ballroom C

KEYNOTE: Strengthening Rehabilitation in Health Systems Through Sustainable Workforce Development in Low Resource Settings

1:30 PM - 2:00 PM | Location: Ballroom A/B

Abderrazak Hajjioui



KEYNOTE: Advanced Neuromodulation in Neurorehabilitation

2:00 PM - 2:30 PM | Location: Ballroom A/B

John Chae



CAPM&R ANNUAL AWARDS PRESENTATION

2:45 PM - 3:45 PM | Location: 103 & 104





TUESDAY EDUCATION SESSIONS 2

A Role Play Game in Practice: A Day in the Life of a General Psychiatrist

2:45 PM - 3:45 PM | Location: 121 & 122

Carley Trentman, Laurenie Louissant

Have you ever read a “choose your own adventure” book? How about playing a “RPG” role playing game? Studies have shown that role playing can help lead to retention of important concepts. Why not integrate these concepts into psychiatry? Join this session to step into the shoes of a general psychiatrist and see what a day in the life can hold. Prepare to learn clinical as well as board related concepts as it relates to general physical medicine and rehabilitation.

Creating a Medical Education Track to Foster the Next Generation of Educational Leaders

2:45 PM - 3:45 PM | Location: 213 & 214

Karen Barr, Kevin Franzese, Haylie Lecker, Kylie Johnson, Caroline Vail

Special tracks to teach medical education skills are gaining popularity in residency training to ensure a workforce that has the skills and desire to be the next generation of educators and academic leaders. We will describe how to design a clinician educator track for trainees in your home institution, based on both the medical literature and our personal experience. Participants will be asked to reflect how a program could be modified to meet the needs and culture of their local context. A recent track graduate who is currently faculty, and a current track participant will share how participation benefited them.

Hamstring Cheat Sheet: Evaluation of Posterior Thigh and Hamstring Pain Syndromes with Musculoskeletal and Neuromuscular Sonographic Correlations

2:45 PM - 3:45 PM | Location: 205 to 207

Lester Duplechan

A didactic lecture and a live demonstration will present common causes of posterior thigh and sciatic pain, and the differential diagnosis of pain and discomfort in exercisers with specific focus on posterior thigh structures. A review of the posterior gluteal and posterior thigh anatomy will be employed due to the complexity of the relationship of the hamstring musculature in relation to the sciatic nerve. Tips and tricks on proper transducer utilization and machine settings will also be suggested.

Integrating Cognitive and Musculoskeletal Health Across the Lifespan

2:45 PM - 3:45 PM | Location: 202 to 204

Antimo Moretti, Giovanni Iolascon, Francesca Gimigliano

This session explores the intricate relationship between musculoskeletal and cognitive health across the lifespan. Experts will discuss shared pathogenetic pathways linking osteoporosis, sarcopenia, and cognitive decline, and present evidence-based pharmacological and rehabilitation strategies to preserve mobility and cognition. Participants will gain practical insights into multidomain interventions that support functional independence and healthy aging.

Isokinetics in Disability

2:45 PM - 3:45 PM | Location: 211

Pavel Loeza Magana, Ana Belem Dávila Tejeida, Ana Esther Román Álvarez, Lezly Elizabeth Alcalá Morales, Laura Beatriz Salas López

A symposium where different ways of applying various isokinetic training modalities in the context of disability will be presented. Experts in the fields of exercise and isokinetics, with specialized training and experience as instructors in international courses, will discuss practical models and present specific clinical cases.

Multidisciplinary Rehabilitation in the PICU: From Principles to Practice

2:45 PM - 3:45 PM | Location: 212

Eun Jae Ko, In Jin Yoon

This session will highlight the importance of timely, targeted, and comprehensive rehabilitation for children in the PICU. A multidisciplinary team will present common functional limitations, current evidence supporting PICU rehabilitation, and practical approaches across physical, occupational, swallowing, speech-language, and pulmonary therapies. Real-world cases—including post-lung transplantation, post-heart transplantation, and cancer—will be used to illustrate both the benefits and challenges of rehabilitation in the PICU. Participants will gain insights into patient characteristics, multidisciplinary rehabilitation strategies, and practical issues encountered during implementation.



Restoring Rhythm: Adaptive Dance and the Global Narrative of Inclusion in Rehabilitation Medicine

2:45 PM - 3:45 PM | Location: 105 & 106

Niña Carmela Tamayo, Robbie Badillo, Alyson Galanga

This session explores adaptive dance as both a therapeutic intervention and cultural movement within rehabilitation medicine. Tracing its evolution from community programs to recognized adaptive sport, the panel highlights how adaptive dance promotes inclusion, self-expression, and function for persons with disabilities. Participants will gain insight into its clinical applications, including common injury patterns and psychiatric management, while examining its alignment with WHO Rehabilitation 2030 goals for equitable, community-based care. Through literature, case studies, and real-world initiatives, this symposium showcases adaptive dance as a model where movement becomes both medicine and advocacy, redefining rehabilitation through creativity and inclusion.

Unique Challenges in Concussion Care for Older Adults

2:45 PM - 3:45 PM | Location: 107 & 108

Mackenzie Hancock, Chantel Debert, Joseph Abinader, Zahra Goodarzi

Concussion in older adults presents unique challenges that differ from younger populations, with factors such as falls, comorbidities, cognition, and mood significantly influencing outcomes. This interactive session will provide an overview of current evidence, practical screening and management strategies, and insights from clinical cases and research. Participants will engage in discussion and reflection on how to apply multidisciplinary approaches to improve patient care. Designed for clinicians and researchers, this workshop offers timely and actionable knowledge to enhance the recognition and management of concussion in aging populations.

Physicians' Role in Developing the Multidisciplinary Team and Rehabilitation Nursing in Rehabilitation Medicine

2:45 PM - 4:45 PM | Location: 306

Mary Elizabeth Nelson-Biersach, Andrew Haig, Abena Tannor, Rajiv Reebye, Taslim Uddin, Virginia Wilson, Klemen Grabljevec

This interactive workshop explores how physicians can lead the development of multidisciplinary rehabilitation teams, emphasizing the essential yet underutilized role of rehabilitation nursing. Within the framework of WHO's Rehabilitation 2030 initiative, participants will examine challenges and successful models of physician-led team building in low- and middle-income settings. Through case discussions and group exercises, attendees will identify barriers, define team roles, and design strategies to strengthen collaboration, leadership, and nursing capacity. The session will conclude with participants developing actionable plans to enhance multidisciplinary teamwork and integrate rehabilitation nursing into patient-centered care.

Teacher, Teach Thyself: A Hands-on Workshop for Identifying and Investigating Areas for Disability-Focused Education in Health Professions Training

2:45 PM - 4:45 PM | Location: Ballroom A/B

Catherine Stratton, Nora Newcomb, Abderrazak Hajjioui, Mark Peterson, Yetsa Tuakli-Wosornu, Samantha Finkelstein, Colette Piasecki-Masters, Chantal Nguyen

People with disabilities (PWD) experience persistent health disparities, partly due to limited provider education and the absence of standardized disability curricula in health professions training. This workshop will explore disability-focused education (DFE) within the context of the global Rehabilitation 2030 initiative, highlighting international collaboration, community engagement, and technology-enhanced teaching. Participants will first learn about DFE modalities with program examples from Canada, the United States, and Morocco. Then, they will engage in facilitated brainstorming to identify opportunities for integration and cross-cultural partnership. The workshop will culminate in a collaboratively developed document summarizing strategies to strengthen DFE at participants' institutions worldwide.

TUESDAY EDUCATION SESSIONS 3

Breaking the News in Motor Neuron Disease/Amyotrophic Lateral Sclerosis

4:15 PM - 5:15 PM | Location: 202 - 204

Colleen O'Connell, Melinda Kavanaugh, Cathy Cummings

The conversation surrounding diagnosis in conditions such as ALS literally sets the stage for the rest of the person's life. Done poorly, the patient will never forgive you; done well, the patient will never forget you. Delivering difficult news is a clinical skill that can be learned, practiced and improved. This session will introduce a practical stepwise protocol for delivering difficult news. Participants will explore personal perceptions on illness, death and dying, identify team roles in difficult conversations, and learn ways to build confidence and support the well-being of the interdisciplinary team.

Bridging Functional Evaluation and Therapeutic Strategy: Evolving Approaches from Japan

4:15 PM - 5:15 PM | Location: 212

Yoko Inamoto, Eiichi Saitoh, Masahiko Mukaino, Junichi Ushiba

This session highlights Japan's advances in treatment-oriented evaluation, integrating imaging, motion, and neural analyses to bridge functional measurement and therapeutic mechanisms. Through examples from swallowing CT, 3D gait analysis, and brain-computer interface-based motor assessment, participants will gain practical insights into how quantitative evaluation can guide individualized rehabilitation. The session provides a unified framework and adaptable templates for mechanism-driven clinical practice.

Cardiovascular Health After Traumatic Brain Injury

4:15 PM - 5:15 PM | Location: 105 & 106

Shanti Pinto, Simon Driver

Traumatic brain injury (TBI) has been increasingly recognized as a chronic condition with widespread effects on health and function throughout the lifespan. Emerging evidence suggests that individuals with TBI are at increased risk for cardiovascular disease, regardless of injury severity. This symposium will highlight our ongoing research on the intersection of cardiovascular health and TBI. We will discuss the impact of cardiovascular health on brain health, explain why individuals with TBI face the heightened risk for cardiovascular disease and mortality, and share information about the effectiveness of a novel lifestyle intervention to enhance cardiovascular health after TBI.

Connecting Worlds: Bridging Pediatric and Adult Approaches in Acquired Brain Injury Management and Transition of Care

4:15 PM - 5:15 PM | Location: 213 & 214

Simra Javaid, Eboni Reed

Explore how pediatric and adult rehabilitation worlds intersect in managing acquired brain injury (ABI) across the lifespan. This engaging, case-based session examines key similarities and differences in care philosophies, treatment priorities, and outcome goals between pediatric and adult populations. Presenters will highlight evidence-based strategies for supporting developmental recovery, functional independence, and successful transition to adult systems. Participants will gain practical tools and reflective insights to improve continuity of care and collaboration across disciplines, successfully connecting worlds to optimize lifelong outcomes for individuals with ABI.

Innovation in Assistive Health Technology - Bridging the Gap Between Medicine and Technology

4:15 PM - 5:15 PM | Location: 121 & 122

Gita Handa Thukral, Ravinder Singh, Suman Badhal

We are using high end technologies that most of time are not serving the desired purpose apart from not catering to varied socioeconomic contexts. This course will ignite the innovator in you and get you through the process to getting your product out in the market. It is especially important for the users to be part of the design process from the start so as to influence the effectiveness of the product and walk the journey of the device development.

Rewiring Recovery: Nerve Transfers in Cervical Spinal Cord Injury

4:15 PM - 5:15 PM | Location: 211

Brandon Lieu, Jana Dengler

Have you heard about the use of nerve transfers to improve arm and hand function in cervical spinal cord injury? Whether you're new to the concept or looking to deepen your understanding, this session will equip you with practical knowledge to identify candidates, make timely referrals and understand expected outcomes. Join us to explore current practices and engage in discussion about this transformative, life-altering intervention.

Safe at a Distance: Advancing Safety Standards in Interdisciplinary Telerehabilitation

4:15 PM - 5:15 PM | Location: 107 & 108

Carl Froilan Leochico, Mark Bayley, Meiqi Guo, McKyla McIntyre, Angie Andreoli, Brenda Colella, Robin Green, Ailene Kua

Organized by the Canadian Telerehab Community of Practice, this 60-minute interprofessional and interactive session will explore the evolving understanding of safety in telerehabilitation, drawing on recently completed studies and ongoing projects at Toronto Rehab - University Health Network, Canada. The session will blend research findings with clinical insights and practical tools to equip participants with confidence and skills in providing safe, effective virtual care in their practice. It will include knowledge translation, audience participation, and panel discussion on best practices and decision-making related to telerehab safety.

Task Oriented Gait Training

4:15 PM - 5:15 PM | Location: 205 to 207

Yang-Soo Lee, Seong-Hun Kim

Gait training is a vital rehabilitation method for improving motor disabilities, but traditional gait training for severely impaired patients is often physically demanding for healthcare providers. While forced use is commonly used for upper limb impairment, it is rarely applied to the lower limb. Now, training with a sliding tilt table and foot plate makes lower limb forced use possible. This session will provide practical techniques for applying forced use to the affected lower limb. By integrating task-oriented training with forced use, it is possible to maximize a patient's walking function and help more people regain a normal gait.

Enhancing Outcomes in Complex Spasticity Management: Ultrasound-Guided Muscle Selection to Improve Function

4:15 PM - 5:45 PM | Location: Ballroom A/B

Sean Dukelow, Karen Ethans, Paul Winston, Heather Finlayson

This session was co-developed with IPSEN and CAPM&R and was planned to achieve scientific integrity, objectivity and balance.

POSTER GALLERY RECEPTION


6:00 PM - 7:30 PM | Location: Expo Hall

CAPMR ANNUAL BUSINESS MEETING DINNER

6:30 PM - 8:00 PM | Location: Ballroom C

KEYNOTE: Aging with a Disability

8:00 AM - 8:30 AM | Location: Ballroom A/B
Eleftheria Antoniadou



KEYNOTE: The Role of Exercise in Stroke Recovery

8:30 AM - 9:00 AM | Location: Ballroom A/B
Mark Bayley



Pop-Up Presentation

SUPPORTED BY:  **IPSEN**

9:00 AM - 9:45 AM | Location: Expo Hall

WEDNESDAY EDUCATION SESSIONS 1

Experiences of a Sexual Health Rehabilitation Service

10:00 AM - 11:00 AM | Location: 121 & 122

Stacy Elliott, Kate McBride, Shea Hocaloski, Sarah Simms, Viet Vu, Andrei Krassioukov

This session will demonstrate a how a sexual and fertility rehabilitation service can be initiated, run and be highly successful in the clinical and research field. We will cover basic physiology of sexual and fertility changes after neurological disease, and how sexuality can be managed in a multidisciplinary, holistic way with the use of the Sexual Health Rehab Framework. Some of our well established clinical and research findings, including resources for clinicians and patients alike, will be outlined. Lastly, future research to improve sexual and fertility outcomes, including neuromodulation, will be discussed.

Innovation in Advanced Management of the Post Stroke Spastic Hemiplegic Shoulder, from Early Intervention to Contracture

10:00 AM - 11:00 AM | Location: 118

Paul Winston, Mahdis Hashemi, Eve Boissonnault, Fraser MacRae, Romain David, Guynn Clay

Hemiplegic shoulder pain (HSP) is the most common pain disorder after stroke, affecting 30–70% of patients and often arising within the first week. It reduces function, interferes with rehabilitation, and diminishes quality of life. Causes are heterogeneous, ranging from spasticity and capsular stiffness to glenohumeral pathology or complex regional pain syndrome. With contracture developing in up to half of patients, careful assessment is essential. Diagnostic nerve blocks can help distinguish spasticity from contracture and other causes. This program will provide scientific background, clinical evidence, case discussions, and skills demonstrations, welcoming professionals, advocates, and the public to explore effective management.

New Advances in Non-invasive Brain Stimulation for Stroke Recovery

10:00 AM - 11:00 AM | Location: 213 & 214

Sheng Li, Pablo Celnik, Nam-Jong Paik

We will review the current status of non-invasive brain stimulation (TMS, tDCS and tACS) and their applications in stroke recovery and share new research findings from our research laboratories.

Palliative Medicine: The New Domain in Physical & Rehabilitation Medicine

10:00 AM - 11:00 AM | Location: 107 & 108

Navita Purohit Vyas, Abhishek Srivastava

The aim of this session is to create awareness amongst health professionals about Palliative Medicine and how they can help their patients in reducing their sufferings with good quality of life. This session will discuss Oncopalliative care, Neuropalliative Care and End of Life Care, which is very important while managing a life limiting disease.

A Whole Person Approach to Describing the Clinical Spectrum and Symptom Burden of Unexplained Chronic Myofascial Pain

10:00 AM - 12:00 PM | Location: 212

Lynn Gerber, Siddhartha Sikdar, John Srbely, Antonio Stecco, Secili DeStefano, Jay Shah

This session identifies a core set of evaluations that capture the presence, absence, and severity of cMP, utilizing clinical evaluations and patient-reported measures. We report relationships among the following: the presence of MTIPs, an in-depth evaluation of pain history and its possible contributors. We analyzed these multidomain variables to identify their influence on pain and which variables inter-related to form a network of possible connections among the variables. We believe this approach leads to better understanding the inter-relationships of clinical variables to the pain burden and may lead to appropriate patient evaluation strategies, treatments and understanding possible cMP mechanisms.

Bone Health Management in Spinal Cord Injury and Multiple Sclerosis- what You Need to Know: Screening, Diagnosis, Drug and Rehab Therapies

10:00 AM - 12:00 PM | Location: 205 to 207

Beverley Craven, Cathy Craven, Saina Aliabadi, Kristin Musselman, Philemon Tsang

This interactive clinical workshop will examine bone health in individuals with spinal cord injury (SCI) and multiple sclerosis (MS), highlighting pathophysiology, clinical assessment tools, and interdisciplinary management strategies. Through case discussions and audience engagement, participants will explore practical approaches to bone health prevention and management using a variety of drug and rehabilitation therapies including anti-resorptive therapy, neuromuscular electrical stimulation (NMES), and reactive balance training. The session is designed for rehabilitation professionals and researchers seeking to enhance their understanding and application of bone health guidelines and routine use of available resources in these neurological populations.

Building a Platform for Standard Care for People with Cerebral Palsy

10:00 AM - 12:00 PM | Location: 105 & 106

Heakyung Kim, Gessica Della Bella, Yoko Matsumoto, Teerada Ploypetch, Roger De la Cerna, Hyunee Shin

Given the inconsistencies in global Cerebral Palsy (CP) care, this symposium aims to build a platform for standardized care. Pediatric physiatrists from multiple countries will review national variations in finance, resources, education, and healthcare systems. Key topics include diagnosis timing, therapy access, spasticity management (including botulinum toxin and surgery), availability of specialists and adaptive equipment, pharmacological interventions, and tube feeding options. By comparing practices across nations, the symposium seeks to develop standard guidelines. The ultimate goal is to improve lifelong function, reduce complications and surgeries, and enhance the quality of life for individuals with CP and their families.

First Aid for Gait Aids: How to Ensure Safe Walking Aid Use

10:00 AM - 12:00 PM | Location: 202 to 204

Ranita Manocha, Felix Nindorera, Jasmeet Sekhon, Evan Knox, Donald Golden, Abby Oldford

In this highly dynamic session, members will learn about potential risks of using walking aids and the factors that increase injury risk with walking aid use. Members will then use a novel video feedback-based educational app in pairs to learn how to fit walking aids, perform assisted gait patterns, and how to navigate stairs and chairs with various walking aids. Members will then reflect on how this tool can be used to teach patients, clinical trainees, and clinicians about safe walking aid use in their individual work settings.

From Blueprint to Impact: A Low-Cost, Scalable Toolkit for Establishing and Expanding PRM Training in Africa

10:00 AM - 12:00 PM | Location: Ballroom A/B

Abena Tannor, Abderrazak Hajjioui, Sinforian Kambou, Francesca Gimigliano

Join the African PRM Alliance to acquire a low-cost, scalable toolkit for establishing or expanding PRM training programs. Learn proven strategies for securing government funding by demonstrating Return on Investment (ROI). The session details how to adapt international curricula, implement Tele-Mentorship, and use Decentralization for rapid growth without major capital investment. Discover how to build a strong applicant pipeline using medical student engagement and effective social media advocacy. Leave with a tangible blueprint for sustainable workforce development.

Ultrasound Identification of Neck Muscles for Dystonia Injections

10:00 AM - 12:00 PM | Location: 211

Fahim Anwr, Sarah Razaq

This session will introduce the use of ultrasound in dystonia treatment through a review of key neck muscle anatomy, the importance of accurate muscle identification, and a live demonstration of ultrasound scanning of key neck muscles. Participants will then practice supervised hands-on scanning with instructor feedback on technique and image interpretation.

LUNCH & LEARN



SUPPORTED BY: THERAPEUTICS

12:00 PM - 1:00 PM | Location: Ballroom C

KEYNOTE: Integrating Rehabilitation into Disaster Preparedness

2:00 PM - 2:30 PM | Location: Ballroom A/B

Peter Skelton



WEDNESDAY EDUCATION SESSIONS 2

Strategies for Selecting Research Topics in Physical Medicine & Rehabilitation Residency

2:45 PM - 3:45 PM | Location: 118

Raktim Swarnakar

Choosing a meaningful research topic is a critical skill for PM&R residents but can be challenging amidst clinical responsibilities. This session provides practical strategies for identifying clinically relevant and feasible research questions, reviewing gaps in the literature, and designing high-impact projects. Through case examples and reflective exercises, attendees will learn stepwise frameworks to narrow broad ideas into focused studies, assess feasibility, and align projects with patient care and residency resources. Participants will leave equipped with actionable tools to initiate meaningful research and enhance their contribution to rehabilitation medicine.

Electrodiagnosis and Rehabilitation of Pelvic Floor Disorders: Cutting-edge Approaches and Clinical Applications

2:45 PM - 3:45 PM | Location: 121 & 122

Naglaa Ali Gadallah

This session offers practical insights into neuromuscular assessment, targeted therapy, and interdisciplinary care for pelvic floor disorders. Through case-based learning and visual schematics, attendees will gain actionable skills to enhance diagnostic accuracy and therapeutic outcomes. Ideal for clinicians seeking evidence-based strategies and culturally sensitive tools to improve patient care in neurology, and rehabilitation settings.

Cancer Rehabilitation Across the Lifespan

2:45 PM - 3:45 PM | Location: 105 & 106

Jesuel Padro-Guzman, Franchesca Konig, Hanna Hunter

This session will provide a comprehensive overview of the age-specific challenges and psychiatric management strategies for cancer survivors across three critical life stages: Young Adulthood, Established Mid-Life, and the Geriatric Years. By examining the unique physical, cognitive, vocational, and psychosocial needs of each demographic, attendees will gain evidence-based insights into optimizing functional outcomes and quality of life for contemporary cancer survivors.

Innovations Across the Lifespan: Advancing Mobility in Frail Older Adults and Pediatric Neurorehabilitation

2:45 PM - 3:45 PM | Location: 107 & 108

Thitiporn Phakdepiboon, Piyapat Dajpratham, Jirapa Champaiboon, Ratcharin Kongkasuan

This session will examine innovations across the lifespan in rehabilitation medicine, focusing on mobility enhancement in frail older adults and emerging advances in pediatric neurorehabilitation. The session will highlight key developments in Robotics, Virtual Reality, and AI-assisted therapies, emphasizing clinical application, current evidence, and translation into practice.

Patient Safety Rounds Reimagined: A Fresh Spin on Morbidity & Mortality Rounds to Foster Learning and Drive Quality in Rehabilitation

2:45 PM - 3:45 PM | Location: Ballroom A/B

Ramona Neferu, Celina Lin, Lauren O'Malley, Vivian Huang, Maxwell Goodwin

Quality improvement is essential in rehabilitation, with global licensing bodies emphasizing reflective practice and system-level learning. This interactive workshop introduces Patient Safety Rounds—a revitalized form of M&M conferences—as an approach to learning from adverse events and near misses. Through real-world rehab cases, participants will explore systems thinking, cognitive biases, and equity-informed analysis tools to foster a non-punitive learning culture, reduce harm, and drive meaningful change. Join us to explore how to implement Patient Safety Rounds in your own setting and gain insights from others' experience.

Rehab Robotics: Game Changing Technology!

2:45 PM - 3:45 PM | Location: 202 to 204

Abhishek Srivastava, Navita Purohit Vyas

The integration of robotics into rehabilitation has emerged as a promising solution. While early robotic devices were made for performing repetitive tasks, modern robotic systems use feedback-based training to enhance neuroplasticity. Robotic rehabilitation addresses the need for intensive, repetitive training crucial for motor recovery and neuroplasticity. Rehabilitation robots are categorized by body part (upper and lower limb), function (therapeutic and assistive), and design (exoskeletons, endeffector systems, and wearable robotics). Robotic therapy is beneficial for both acute and chronic stroke patients, offering faster progress in functional gains.

Stepping Towards Innovation: New Approaches for Addressing Common Challenges Impacting the Mobility of Aging US Veterans

2:45 PM - 3:45 PM | Location: 211

Jonathan Bean, David Morgenroth

Mobility is currently a major health priority for age friendly health care systems such as the US Veterans Health Administration (VHA). Two major causes for mobility problems among aging Veterans are limb loss and frailty. This symposium will highlight innovations in care delivery through VA funded research serving these two separate patient populations. Care advancements and lessons learned impacting Veterans and Civilians will be shared. Next steps for research and clinical implementation also will be presented.

Transitioning Patients with Cerebral Palsy into Adulthood: What Do We Know Now?

2:45 PM - 3:45 PM | Location: 205 to 207

Rajashree Srinivasan, Amy Hiller, Mara Martinez Santori, Maya S. Newman, Gaj Panagoda

Incorporating Low-Cost Visual Art Strategies in Stroke Neurorehabilitation: Impact on Patient Communication, Therapy, and Neuroplasticity

3:00 PM-4:00 PM | Location: 213 & 214

Lexia Bao, Rajiv Reebye, Asmaa Mahmoud Moustafa, Cadyn Leung

This interactive, hands-on workshop will explore how visual art—an accessible, low-cost, and patient-centered approach—can be effectively incorporated into stroke neurorehabilitation. The session will combine evidence-based lectures, live demonstrations, and small-group creative exercises designed to translate theory into clinical practice.

WEDNESDAY EDUCATION SESSIONS 3

Early Multidisciplinary Rehabilitation and Parental Education for Preterm Infants: From NICU to Home

4:15 PM - 5:15 PM | Location: 202 to 204

Eun Jae Ko, In Jin Yoon

This session will highlight the importance of early multidisciplinary rehabilitation and parental education for preterm infants. A multidisciplinary team will address functional limitations and present current evidence supporting early intervention. The session will cover individualized assessment and intervention strategies across physical, occupational, swallowing, and speech-language therapies, along with parent education programs designed to enhance developmental outcomes. Participants will gain practical insights into implementing early, family-centered rehabilitation approaches for preterm infants, emphasizing the continuity of care from the NICU to the home environment.

From Neuroinflammation to Neurogenic Heterotopic Ossification: Translational Insights and Clinical Perspectives

4:15 PM - 5:15 PM | Location: 118

Marjorie Salga, François Genêt, Vincent Carpentier

Neurogenic heterotopic ossification (NHO) is an ectopic bone formation occurring after central nervous system injury. Despite advances in rehabilitation, it remains a frequent, disabling complication causing pain and loss of mobility. Surgery is the only curative option but is complex and high-risk. Emerging therapies now target inflammatory and osteogenic pathways. This workshop offers a translational overview—from mechanisms and early detection to prevention and surgical management—highlighting new therapeutic perspectives bridging research and clinical practice.

I'm an Adult Rehab Doctor, Get Me Out of Here: Aging Considerations for Adults with Childhood-Onset Disability

4:15 PM - 5:15 PM | Location: 212

Kavita Nadendla, Anisa Tatini, John Fox, Stephanie Van

Individuals with childhood-onset disabilities often face premature aging, marked by early health, functional, and psychosocial challenges due to biological, environmental, and healthcare barriers. As life expectancy improves, healthcare professionals must address age-related conditions threatening independence and community participation. This session highlights the crucial role of PM&R physicians in mitigating secondary complications, managing premature aging, and fostering holistic, interdisciplinary care plans. Participants will explore evidence-based strategies to optimize function, quality of life, and community engagement for this growing population, empowering them to navigate the complexities of aging with childhood-onset disabilities effectively.

Stroke Neurorehabilitation from Acute Care to Community Integration

4:15 PM - 5:15 PM | Location: 213 & 214

Sanjay Kumar Pandey, Subho Das, Ravi Gaur, Harshanand Popalwar, Anil Gupta

Stroke neurorehabilitation is a dynamic process that begins immediately after a stroke and extends long-term, aiming to restore function and reintegrate the individual into society. This 60-minute session will explore the journey from acute hospital care to Community Integration, highlighting key phases and interventions.

Vagus Nerve Stimulation for Chronic Ischemic Stroke Survivors: Advancing Neuroplasticity and Upper Extremity Recovery

4:15 PM - 5:15 PM | Location: 211

Trevor Persaud

This intermediate-level lecture explores the use of vagus nerve stimulation (VNS) paired with rehabilitation to improve upper extremity recovery in chronic ischemic stroke survivors. Attendees will review neuroplasticity mechanisms, key clinical trial evidence, patient selection, and implementation strategies. Interactive polling and case-based discussions will engage participants in applying evidence to practice. The session offers new, evidence-based knowledge on an FDA-approved therapy that extends recovery potential beyond the traditional rehabilitation window, encouraging reflection on how VNS can be integrated into clinical care to enhance functional outcomes for stroke survivors.

POSTER GALLERY RECEPTION

6:00 PM - 7:30 PM | Location: Expo Hall

Spirit of the Land Reception

7:30 PM - 9:30 PM

Location: 301-305 & Terrace

Enjoy an unforgettable evening of networking, local cuisine, live music, and Indigenous cultural performances against the breathtaking backdrop of Vancouver Harbor while connecting with colleagues from around the world.

*Additional ticket required



THURSDAY EDUCATION SESSIONS 1

Digital Health, AI, and Technology in Geriatric Rehabilitation: Current Status and Future Directions

8:00 AM - 9:00 AM | Location: Ballroom A/B

Walter Frontera, Francesca Gimigliano, Anne (Felicia) Ambrose, Mooyeon Oh-Park, Der-Sheng Han, Paolo Capodaglio, Carmen Terzic, Marta Supervia

This session will review how digital health, artificial intelligence, and assistive technologies can support older adults in maintaining health, mobility, independence, and aging at home. Topics include chronic disease management, fall prevention, cognitive support, social connection, and caregiver support. Presenters will discuss available technologies, evidence for their effectiveness, barriers to implementation, and key considerations such as privacy, ethics, affordability, and future collaboration between healthcare and technology sectors.

Equalizing Access to Rehabilitation and Health Care Opportunities for Our Patients Living in Suburban and Rural Communities

8:00 AM - 9:00 AM | Location: 212

Adalberto Loyola Sanchez, Audrey Yap, Gustavo Bocca, Adriana Mariscal, Mary Silvia Querevalú, Pavel Loeza Magana, Victoria Jackman, Gabriela Legorreta Ramirez

This session will help learners to get familiarized with the WHO Community Based Rehabilitation strategy. In addition, learners will be able to reflect and discuss how they can integrate the WHO CBR strategy in their respective areas of practice. Using diverse experiences from experts who have developed and implemented CBR programs from diverse settings (i.e., academic, research and public health systems), learners will be exposed to the fundamental principles of CBR and will be guided to build plans to incorporate the multi sectoral and multi-disciplinary integration practices of CBR in their practices as residents, faculty, staff, or administrators.

Quality Improvement Made Simple: A Workshop for Rehabilitation Specialists

8:00 AM - 9:00 AM | Location: 306

Meiqi Guo, Amanda Mayo, Chris Fortin, Alexander Lo

This interactive workshop will introduce physiatrists and rehabilitation professionals to the fundamentals of QI, with a focus on practical tools you can bring back to your clinical, academic and administrative work. Through real-world examples and hands-on activities, participants will learn how to identify high-impact project ideas, apply QI tools such as process maps, and design a small-scale project relevant to their practice. Whether you are new to QI or looking to refresh your skills, this session will give you the confidence and know-how to start making meaningful changes in rehabilitation care.

T.E.C.H. Talk. Technology Everyone Can Handle to Enhance Functional Outcomes in Rehabilitation

8:00 AM - 9:00 AM | Location: 213 & 214

David Crandell, Paolo Bonato, Lou Awad, Peter Wayne

The translation of novel technology to solve technical and geographic barriers can improve outcomes for individuals requiring rehabilitation. This T.E.C.H. talk and discussion will showcase available technology highlighting application to various rehabilitation and telerehabilitation populations.

Translation and Cross-Cultural Adaption of Functional Indexes and Questionnaires: Methodology, Equivalences and Validation Issues

8:00 AM - 9:00 AM | Location: 202 to 204

Sofiane Ghorbal

Measurement scales are often developed within a specific cultural context and may require adaptation for use in different settings. This session will cover translation methodology and the challenges of cross-cultural adaptation, with emphasis on maintaining conceptual equivalence while addressing cultural differences. Participants will gain an understanding of how to adapt tools that are both scientifically sound and culturally appropriate to improve care and research across diverse populations.

ClinFIT in Action: From Functioning Data to Global Impact

8:00 AM - 10:00 AM | Location: 118

Xiaolei Hu, Julia Patrick Engkasan, Fary Khan, Bhasker Amatya, Masahiko Mukaino, Gerold Stucki, Melissa Selb, Adrian Martinez-De la Torre

This workshop focuses on an international initiative by the ISPRM ClinFIT Special Interest Group (SIG) to bring together multiple countries and rehabilitation centres to systematically collect ClinFIT-based functioning data from people undergoing inpatient rehabilitation.

Selective Neurectomy for Functional Treatment of Lower Limb Spasticity: A Interdisciplinary Approach

8:00 AM - 10:00 AM | Location: 205 to 207

Hanneke van Duijnhoven, Tim de Jong, Lotte van de Venis, Danique Ploegmakers,

This session introduces an interdisciplinary approach of selective neurectomy as an emerging surgical intervention for functional treatment of focal lower limb spasticity.



Strengthening Spinal Cord Injury Services Across the Continuum of Care: The Iscos Standards Toolkit – Putting Research in Action

8:00 AM - 10:00 AM | Location: 121 & 122

James Middleton, Fiona Barr, Mohit Arora

The ISCoS Standards Toolkit provides practical guidance for strengthening spinal cord injury (SCI) care, including standards, key actions, responsibilities, resources, and implementation steps for assessing, planning, and improving services. This workshop will introduce the Toolkit, explore its application at national, facility, and patient levels, and support participants in applying its methods to improve SCI rehabilitation and community reintegration worldwide.

Understanding the Anatomical Basis of Hand Pathologies: A Novel Interactive Approach - Limited Attendees

8:00 AM - 10:00 AM | Location: 109

Anne Agur, Lalith Satkunam, Eve Boissonnault, Pat Mckee

A comprehensive understanding of anatomy and biomechanics is essential for effective practice in Physical Medicine and Rehabilitation. The hands-on workshop offers a unique learning experience focused on hand anatomy through active, multisensory engagement. Participants will receive an Anatomy Glove pre-printed with skeletal structures and, using coloured markers, will construct musculotendinous anatomy while viewing videos of cadaveric dissections. The glove will be used to visualize how alterations in anatomy lead to pathology, creating an intuitive framework for understanding clinical presentations. The discussion will include grasp/release, neural control of hand movement and complex hand deformities, emphasizing their importance in rehabilitation.

THURSDAY EDUCATION SESSIONS 2

Skeletal Muscle at the Crossroads of the Cardiovascular and Respiratory Systems

10:00 AM - 10:30 AM | Location: 213 & 214

Ismael Carneiro, Sofia Meixedo

Recognizing skeletal muscle not merely as an effector of cardiovascular function but as an integral partner in health and disease raises important implications for CR. Routine assessment of skeletal muscle could improve risk stratification, enable more personalized exercise prescriptions, and identify targets for adjunctive interventions, including nutritional and pharmacological strategies.

A Looming Crisis in Academic Rehabilitation Medicine in the Asia Oceania Region

10:00 AM - 11:00 AM | Location: 121 & 122

Steven Faux, Fary Khan

A looming crisis is occurring globally due to the shrinkage of academic posts in rehabilitation medicine. This has affected the Asia Oceania region which houses over 50% of the world's population that live with disabilities. The presentation will demonstrate the regions' approach to

improving the appointment of professors and the role of research for that population. Speakers from Australia, China, India and the Region will present plans to address the issue and the need for coordination of efforts.

Bridging the Gap: Rehabilitation for an Aging World

10:00 AM - 11:00 AM | Location: Ballroom A/B

Taslim Uddin, Vanessa Seijas, Omer Jamshed Khan, Abena Yeboaa Tennor, Rumaisah Hasan, Mohamed Sakel, Tom Haig, Yukio Mikami, Reynaldo Rey-Matias, Iffat Islam Khan, Fatema Newaz, Raju Dhakal

Explore strategies for strengthening rehabilitation for ageing populations globally. With the world's population ageing rapidly, particularly in low- and middle-income countries, equitable access to rehabilitation is more urgent than ever, and even in high-income nations, low-income communities face pronounced barriers, highlighting how poverty and disability coexist. This interactive 2-hour session features expert speakers, a consumer representative, and evidence-based discussions on accessibility, community-based care, and innovative solutions, including dialogue, panel discussions, and a live consensus poll to identify global and local priorities, along with participant engagements.

The “Big Picture” of Stroke Rehabilitation Clinical Research: A Unique and Innovative Database of over 3700 Stroke Rehabilitation Motor-cognitive Randomized Controlled Trials

10:00 AM - 11:00 AM | Location: 202 to 204

Robert Teasell

This session will present findings from a systematic review of stroke rehabilitation motor-cognitive trials, examining commonly used outcome measures, use of large databases for network meta-analyses, study timing, growth of research in low- and middle-income countries, and ongoing gaps in female recruitment. The discussion will highlight how understanding these broader trends can improve interpretation of individual studies and support knowledge translation.

The UN, WRA, and WHO: The Role of the International Society of Physical Medicine and Rehabilitation in Policy, Advocacy, and Interventions

10:00 AM - 11:00 AM | Location: 212

Matthew Bartels, Francesca Gimigliano, Heakyung Kim, Merce Avellanet, Gerard Francisco

This session addresses the need for the advancement of rehabilitation in the international arena. The discussions will address improving access and advocacy through improving education and quality of rehabilitation services worldwide. The role of the ISPRM with the United Nations, the World Rehabilitation Alliance, and the World Health Organization as an NGO creating partnerships advocating for disability rights and implementing policy changes for the one sixth of the world population with disability are discussed. The GAPS subcommittee of the Association of Academic Physiatrists (AAP) will be shown as a concrete model of improving education in an era of limited resources and international disengagement.

ISPRM AWARDS CEREMONY

11:45 AM - 12:15 PM | Location: Ballroom A/B

KEYNOTE & SIDNEY LICHT LECTURE: Understanding Rehabilitation in Public Health Emergencies

12:15 PM - 12:45 PM | Location: Ballroom A/B

Colleen O'Connell



CLOSING CEREMONY: ISPRM 2026 World Congress & CAPM&R Annual Meeting

12:45 PM - 1:15 PM | Location: Ballroom A/B

Close out the 2026 World Congress as we reflect on the connections, ideas, and momentum built throughout the week. Join colleagues from around the world for a memorable sendoff celebrating our shared commitment to advancing rehabilitation and improving lives.

GROUP & COMMITTEE MEETINGS

SUNDAY, MAY 17

Clinical Science and Research SIG

9:00 AM - 11:00 AM | Location: 103 & 104

Emergency Rehabilitation Committee

9:00 AM - 11:00 AM | Location: 110

Geriatric SIG

9:00 AM - 11:00 AM | Location: 105 & 106

ISarcoPRM SIG

9:00 AM - 11:00 AM | Location: 107 & 108

Pediatric Rehabilitation SIG

9:00 AM - 11:00 AM | Location: 109

ISPRM Youth Forum

10:00 AM - 11:00 AM | Location: 105 & 106

Mentorship Task Force

11:00 AM - 12:00 PM | Location: 103 & 104

ClinFIT SIG

11:00 AM - 1:00 PM | Location: 107 & 108

International Exchange Committee

11:00 AM - 1:00 PM | Location: 110

UN-L Committee

11:00 AM - 1:00 PM | Location: 109

Archives of ISPRM

12:00 PM - 1:00 PM | Location: 105 & 106

ISPRM Academy

12:00 PM - 1:00 PM | Location: 103 & 104

Statues Committee

2:00 PM - 3:00 PM | Location: 103 & 104

Cancer Rehabilitation SIG

2:00 PM - 4:00 PM | Location: 105 & 106

Cardiopulmonary SIG

2:00 PM - 4:00 PM | Location: 109

Education Committee

2:00 PM - 4:00 PM | Location: 110

Pain SIG

2:00 PM - 4:00 PM | Location: 107 & 108

Council of Past Presidents

3:00 PM - 4:00 PM | Location: 103 & 104

Leadership, Awards, & Nominating Committee

4:00 PM - 5:00 PM | Location: 103 & 104

Physical Activity for Persons with Disabilities SIG

4:00 PM - 5:00 PM | Location: 105 & 106

ISPRM-WHO-L Committee

4:00 PM - 6:00 PM | Location: 109

Spasticity SIG

4:00 PM - 6:00 PM | Location: 107 & 108

USPRM SIG

4:00 PM - 6:00 PM | Location: 110

Audit & Finance Committee

5:00 PM - 6:00 PM | Location: 103 & 104

Communications Committee

5:00 PM - 6:00 PM | Location: 105 & 106

MONDAY, MAY 18

ISPRM Executive Committee Meeting

4:00 PM - 6:00 PM | Location: 105 & 106

TUESDAY, MAY 19

Assembly of ISPRM Individual Members

5:00 PM - 6:30 PM | Location: 118

WEDNESDAY, MAY 20

Assembly of Delegates

2:00 PM - 6:30 PM | Location: 109 & 110

THURSDAY, MAY 21

ISPRM Executive Committee Meeting

9:00 AM - 10:00 AM | Location: 105 & 106



MONDAY, MAY 18

Characteristics and Functional Level of Patients with Polyneuropathy Post Bariatric Surgery at Inpatient Rehabilitation Centres in Riyadh, Saudi Arabia

Abdullah Abdlatif Alghaiheb

8:00 AM - 8:15 AM | Location: 302 & 303

Ultrasound-Guided Local Ozone versus Corticosteroid Injection in Patient with Plantar Fasciitis at a Tertiary Care Hospital in India - A Randomized Double-blinded Controlled Trial

Jagannatha Sahoo

8:15 AM - 8:30 AM | Location: 302 & 303

The Myofascial Conundrum - Reconciling Emerging Science with Clinical Practice

John Srbely

8:30 AM - 8:45 AM | Location: 302 & 303

Impact of Process of Interdisciplinary Rehabilitation (PIR®) on Functional Outcomes in Post-stroke Patients

Maria Rengifo-Varona

8:45 AM - 9:00 AM | Location: 302 & 303

Process of Interdisciplinary Rehabilitation (PIR®): Enhancing Pediatric Function Through Goal-oriented Rehabilitation

Maria Rengifo-Varona

9:00 AM - 9:15 AM | Location: 302 & 303

Acute Effects of Transcutaneous Spinal Cord Stimulation on Cardiopulmonary Function in Individuals with Spinal Cord Injury

Ryo Nakahara

9:00 AM - 9:15 AM | Location: 212

Cryoneurolysis as a Novel, Minimally Invasive Treatment for Spasticity and Pain in Hand Contracture Patients

Samuel Herzog

9:00 AM - 9:15 AM | Location: 211

Learner's Perspectives of Free, Online, International Continuing Medical Education in Rehabilitation: A Mixed Methods Analysis

Britney Soll

9:00 AM - 9:15 AM | Location: 202 to 204

Linking Myofascial Pain Symptoms with Measures of Shear Wave Elastography

Matin Jahani Jirsaraei

9:00 AM - 9:15 AM | Location: 213 to 214

Recovery of Appetite after Using a Direct Weight-Bearing Exoskeleton for Walking: A Case Report

Andre Tadeu Sugawara

9:00 AM - 9:15 AM | Location: 118

Prosthesis Use Among Individuals with Limb Loss Following Peripheral Nerve Surgery for Symptomatic Neuromas: A Scoping Review

Jessica Saini

9:15 AM - 9:30 AM | Location: 302 & 303

Cryoneurolysis as a Percutaneous, Minimally Invasive Intervention for Shoulder Spasticity: A Retrospective Study

Samuel Herzog

9:15 AM - 9:30 AM | Location: 211

Gut Microbiome Clusters and Clinical Outcomes in Chronic Low Back Pain: Cross-sectional and Longitudinal Evidence from the LB3P Cohort

Gwen Sowa

9:15 AM - 9:30 AM | Location: 213 & 214

Transforming the Rehabilitation Landscape: Implementing Who's Rehabilitation 2030 Call to Action in the South of the Netherlands

Jeanine Verbunt

9:15 AM - 9:30 AM | Location: 212

Trigeminal Nerve Stimulation Modulates Dopaminergic Circuits and Neuroinflammation to Alleviate Depression

Qian Yang

9:15 AM - 9:30 AM | Location: 118

Targeted Insole Intervention Strategies for Hallux Valgus: Biomechanical and Fatigue Resistance Benefits of Medial Forefoot Wedge versus Arch Support Designs

Zhiguan Huang

9:30 AM - 9:45 AM | Location: 302 & 303

Integrated Analysis of Single-cell and Transcriptome Data Reveals Temporal Dynamics of Microglial Phagocytic Reprogramming in Neuropathic Pain Progression

Wu Qi

9:30 AM - 9:45 AM | Location: 213 & 214

Influence of Biofeedback Therapy on the Brain Biochemical Parameters and psychophysical Status in Primary Brain Tumor Patients During Radiation Therapy

Katarzyna Hojan

3:00 PM - 3:15 PM | Location: 118

Strategic Network Development and Practice Integration in Oncological Rehabilitation: A Structured Model from the Oncosportcenter Bonn/rhein-sieg

Evren Atabas

3:15 PM - 3:30 PM | Location: 118

TUESDAY, MAY 19

Sleep Quality and Cardiopulmonary Responses During Exercise Testing: Exploring Chronotropic and Ventilatory Response Relationship with Sleep Quality in Healthy Adult: A Cross-Sectional Study

Ahmad Osailan

10:00 AM - 10:15 AM | Location: 302 & 303

The Primacy of a Lived, 'Actable' Space State: Why Exercise Fails in Post CNS Lesion Paralysis Rehabilitation

Andromachi Salacha

10:15 AM - 10:30 AM | Location: 302 & 303



Long Term Outcomes of Cryoneurolysis for the Spastic Equinovarus Foot

Jonathan Walters-Shumka

10:30 AM - 10:45 AM | Location: 302 & 303

Cryoneurolysis of the Tibial Nerve as a Treatment for Spasticity in Patients with Multiple Sclerosis

Ava Hughes

10:45 AM - 11:00 AM | Location: 302 & 303

Effects of Baduanjin Exercise on Working Memory in Mild Cognitive Impairment: An Fnirs-based Randomized Controlled Trial

Can Duan

10:45 AM - 11:00 AM | Location: 202 to 204

From Seoul to Chittagong: Lessons in Rehabilitation System Development from a High-Income to a Low-Income Context

Mohammed Arman

11:00 AM - 11:15 AM | Location: 211

Factors Associated with Sedentary Behavior in Adults with Spinal Cord Injury

David Balsler

11:00 AM - 11:15 AM | Location: 205 to 207

Targeting Intramuscular Nerve Branches to the Leg Muscles in the Management of Spasticity via Cryoneurolysis

Britney Ha

11:00 AM - 11:15 AM | Location: 302 & 303

Electrodiagnostic-guided Multimodal Management of Pediatric Spasticity: A Prospective Study on Objective Outcomes and Functional Gains

Naglaa Ali Gadallah

11:15 AM - 11:30 AM | Location: 302 & 303

Building Capacity for Neurogenic Bladder Care in Morocco: National Assessment for Policy and Practice

Abderracak Hajjoui

11:15 AM - 11:30 AM | Location: 211

Standing Matters: A Multidisciplinary Approach to Standing Wheelchair Development

Yukiyo Shimizu

11:15 AM - 11:30 AM | Location: 205 to 207

Selected Aspects of Botulinum Toxin Therapy on Motor and Non-motor Symptoms of Cervical Dystonia

Katarzyna Hojan

11:30 AM - 11:45 AM | Location: 302 & 303

Spinal Biomechanics, Degeneration and Rehabilitation: Translating Mechanisms into Clinical Strategy

Taslim Uddin

11:30 AM - 11:45 AM | Location: 205 to 207

Physiatrists' Views on Climate Change, Disaster Rehabilitation and curriculum integration in Four Asian Countries

Iffat Islam Khan

11:30 AM - 11:45 AM | Location: 211

The Impact of Cryoneurolysis on Knee Pain in Upper Motor Neuron Injury Patients During the Subacute Phase of Recovery

Mahdis Hashemi

11:45 AM - 12:00 PM | Location: 302 & 303

Comparing the Effect of Virtual Reality and Pregabalin on Neuropathic Pain over Only Pregabalin in Traumatic Spinal Cord Injury

Raj Kumar Yadav

4:15 PM - 4:30 PM | Location: 302 & 303

Masked Autoencoder Pretraining for Peripheral Nerve Segmentation in Ultrasound Images

Beom Suk Kim

4:30 PM - 4:45 PM | Location: 302 & 303

Regenerative Rehabilitation in Spinal Cord Injury with Ips Cell Derived Neural Stem/progenitor Cells from a Field of Preclinical Study

Syoichi Tashiro

4:45 PM - 5:00 PM | Location: 302 & 303

Mechanisms and Clinical Applications of Ozone Therapy in Musculoskeletal and Spinal Disorders: A Comprehensive Review

Davood Khavari Ardestani

5:00 PM - 5:15 PM | Location: 302 & 303

Multidisciplinary Collaboration Between Healthcare, Physical Activity, and Community Organizations: A Case Study of a Rehabilitation Exercise Program for Individuals with Spinal Cord Injury

Yunjung Yang

5:15 PM - 5:30 PM | Location: 211

Perspectives of Mauritians Living with Neurological Disability and Their Family Caregivers During the COVID-19 Lockdown: A Thematic Analysis from an African Nation

Britney Soll

5:15 PM - 5:30 PM | Location: 202 to 204

Patterns of Spinal Injections Following Lumbar Fusion Surgery: A Nationwide Cohort Study with 3-Year Follow-Up

Beom Suk Kim

5:15 PM - 5:30 PM | Location: 302 & 303

A Qualitative and Quantitative Study of Healthcare Professionals' Perspectives with Different Gait Training Exoskeletons

Daniel Rozenkwit

5:15 PM - 5:30 PM | Location: 205 to 207

Strengthening Community-Based Rehabilitation Workforce Capacity Through a Structured Caregiver Upskilling Model for Underserved Communities

Fatimah Ahmedy

5:15 PM - 5:30 PM | Location: 212



The Power of Touch: How Haptic Feedback Affects Eye-Hand Coordination and Limb Embodiment During Object Interactions

Ewen Lavoie

5:15 PM - 5:30 PM | Location: 121 & 122

Exploring the Prevalence and Factors Associated with Pain-Related Disabilities Among Indigenous Peoples in Canada: A Cross-Sectional Study of the 2017 Aboriginal Peoples Survey

Astrid DeSouza

5:30 PM - 5:45 PM | Location: 302 & 303

Transforming Clinical Gait Analysis with Mobile Robotics: Development and Deployment of a Markerless System Enabling a 2,000-Case Multicenter Gait Database

Noritaka Kawashima

5:30 PM - 5:45 PM | Location: 205 to 207

Return to Work After Major Trauma: A Multicentre, Randomized Controlled Trial

Kathryn Radford

5:30 PM - 5:45 PM | Location: 212

WEDNESDAY, MAY 20

Early Out-of-Bed Rehabilitation Enhances Functional Recovery in Stroke Patients After Endovascular Thrombectomy: A Randomized Controlled Trial

Meng-Ting Lin

11:00 AM - 11:15 AM | Location: 213 & 214

A Phase 2, Randomized, Double-blind, Vehicle-controlled Single Ascending Dose Escalation Study of SL1002 in Participants with Limb Spasticity (RAISE)

Gerard Francisco

11:00am - 11:15am | Location: 118

Do Admission Volumes Matter in Inpatient Stroke Rehabilitation? A Population-Based Retrospective Cohort Study of the Association Between Admission Volumes and Patient Outcomes

Matthew Downer

11:15 AM - 11:30 AM | Location: 213 & 214

A Randomized, Double-Blind, Head-to-Head, Crossover Study Comparing the Clinical Safety and Efficacy of Abobotulinumtoxina with Onabotulinumtoxina When Treating Adults with Upper Limb Spasticity

Alberto Esquenazi

11:15am - 11:30am | Location: 118

Long-Term Follow-Up of Percutaneous Cryoneurolysis in Participants with Refractory Upper Extremity Spasticity

Frances Copithorne

11:30am - 11:45am | Location: 118

Multimodal Strategies for Comprehensive Spasticity Management: Rationale, Framework, and Clinical Integration

Emanuela Elena Mihai

11:45am - 12:00pm | Location: 118

The Role of Visual Art in Stroke Neurorehabilitation - A Scoping Review

Lexia Bao

2:45pm - 3:00pm | Location: 213 & 214

Effectiveness of Early Rehabilitation in Hospitalized Frail Older Adults

Kuan-Ting Chou

5:15 PM - 5:30 PM | Location: 118

Early Intervention of Post Stroke Spasticity and Hemiplegic Shoulder Pain: A Canadian Cross-Sectional Survey

Fraser MacRae, Farris Kassam

5:15 PM - 5:30 PM | Location: 213 & 214

Observational Evaluation of Muscle Echointensity and EMG Insertional Activity in Post-Stroke Spasticity

Eve Boissonnault

5:30 PM - 5:45 PM | Location: 213 & 214

Embracing Risk, Enhancing Autonomy and Accelerating Recovery: A Mixed-Methods Evaluation of the Therapeutic Falls Pathway

Meiqi Guo

5:30 PM - 5:45 PM | Location: 118

THURSDAY, MAY 21

Effectiveness of High-power Laser Acupuncture versus Conventional Acupuncture in the Management of Knee Osteoarthritis: A Randomized Clinical Trial

Behnaz Tirandazi

9:00 AM - 9:15 AM | Location: 213 & 214

Setting Up a Data-Based Care and Rehabilitation Model for Individuals After a Low-Trauma Hip Fracture in Switzerland: A Quality Improvement Project

Anke Scheel-Sailer

9:00 AM - 9:15 AM | Location: 109 & 110

The SIPMR Experience: Building Pakistan's First Free Multidisciplinary Rehabilitation Institute in Sindh

Nabila Soomro

9:00 AM - 9:15 AM | Location: 212

Prevalence of Work-Related Musculoskeletal Symptoms in Professional Drivers' Health in Portugal: A Cross-Sectional Observational Study

Isabel Moreira Silva

9:15 AM - 9:30 AM | Location: 212

Association Between Ruffier-Dickson Cardiopulmonary Test (45 Seconds Fitness Test), Pulmonary Function Test, with Hand Grip Strength Among Young Healthy Individuals: A Cross-Sectional Study

Ahmad Osailan

10:30 AM - 10:45 AM | Location: 213 & 214

Sponsored Sessions




Network with our sponsors over complimentary brunch, lunch, and refreshments for these specialized sessions and hands-on demonstrations. No registration is required for these events; seats are first-come, first-served.

MONDAY, MAY 18

LUNCH & LEARN

BoNT/A Buzz - Because each BoNT/A is Unique!

SUPPORTED BY:  **abbvie**

11:45AM-1:00PM | Location: Ballroom C

This symposium will highlight how each BoNT/A is unique through 3 pillars manufacturing, non-interchangeable units and clinical characteristics.

TUESDAY, MAY 19

BRUNCH & LEARN

Patient-Centric Management of Upper and Lower Post-Stroke Spasticity: From Goal Setting to Optimal Dosing with Botulinum Toxin A

SUPPORTED BY:  **MERZ**

THERAPEUTICS

9:00AM-10:00AM | Location: Ballroom C

Join this expert-led session on patient-centric stroke spasticity management, covering goal setting, treatment planning, and optimal dosing with Botulinum Toxin A — designed to translate evidence into every day clinical practice.

LUNCH & LEARN

New Head-to-Head Evidence on BoNT Safety and Symptom Control in Spasticity

SUPPORTED BY:  **IPSEN**


12:00pm-1:00pm | Ballroom C

An expert led scientific session examining unmet needs in spasticity and the importance of robust head-to-head evidence. Featuring the design, results, and clinical implications of the DIRECTION trial, the symposium will discuss what the findings mean for injectors, healthcare systems, and patients, and outline future patient focused data generation strategies.

WEDNESDAY, MAY 20

POP-UP PRESENTATION

Sliding Doors in Spasticity Care: A Tale of Two Doses

SUPPORTED BY:  **IPSEN**

9:00am-9:45am | Location: Expo Hall

Prof. Alessandro Picelli and Prof. Rajiv Reebye explore how goal-aligned muscle selection and optimized dosing can support functional progress and continuity of care.

LUNCH & LEARN

Toxnet: Ten Years of Education and Innovation in Spasticity Management

SUPPORTED BY:  **MERZ**

THERAPEUTICS

12:00pm-1:00pm | Ballroom C

Join this expert-led symposium celebrating ten years of Toxnet, focusing on education, innovation, structured goal setting, and future directions in spasticity management.



Poster Gallery

Tuesday & Wednesday, May 19 & 20

6:00 PM - 7:30 PM

Location: Expo Hall



Explore groundbreaking research and discoveries from around the world in the poster gallery. Each reception will offer complimentary refreshments to help foster discussion and engaging conversation.

TOPICS OF INTEREST INCLUDE:

- Biomedical Sciences
- Social Sciences
- Clinical Sciences/Health Conditions
- Therapeutics
- Engineering & Technology
- Health Policy & Systems
- Functioning & Disability
- Specialty Development



CAPM&R Day

TUESDAY, MAY 19, 2026

CAPM&R members, please be sure to join us for our special day for our community:



Workshops:

The Interdisciplinary Clinic for Peripheral Nerve Injury – From Bench to Bedside

10:00 AM - 1:30 PM | Location: 103 & 104

Thomas Miller, Colin Franz, Sarah Smith, Ming Chan, Jenna Senger, Christopher Doherty, Michael Berger, Adenike Adewuyi

Peripheral nerve injury is common and can lead to poor outcomes without timely treatment. This workshop will review interdisciplinary approaches to diagnosis, treatment, and rehabilitation, covering common entrapments, traumatic nerve injuries, and cervical spinal cord injuries. Topics include electrodiagnostic testing, neuromuscular ultrasound, nerve reconstruction, rehabilitation strategies, and therapeutic electrical stimulation. Using case-based discussions, participants will explore clinical decision-making, surgical options, and recovery planning across a range of nerve injuries.

Advancing the Rehabilitation Workforce Goals: Grassroots Case Studies

4:00 PM - 6:00 PM | Location: 121 & 122

Heather Dow, Peter Cassidy, Colleen O’Connell, Britney Soll

Rehabilitation for All demands rapid workforce growth: one-third of people will need rehab in their lifetimes, yet capacity lags. This evidence-informed session showcases three grassroots models—an equine-assisted program in Mauritius and a Ukraine–North Carolina knowledge-transfer partnership—aligned with the WHO Rehabilitation Competency Framework and WRA Objective 2. Expect concise case lessons, interactive mapping to competencies, and practical tools for upskilling beyond formal training. Leave with ideas for how you can adapt to your context to expand access and strengthen local teams.

Award Presentations & Annual General Meeting

CAPM&R Annual Awards Presentation

2:45 PM - 3:45 PM | Location: 103 & 104

Join colleagues in celebrating excellence within the Canadian rehabilitation community during the CAPM&R Award Presentations. This special gathering will recognize recipients of two of the Association’s most distinguished honours:

The **CAPM&R Award of Merit** recognizes a member whose career has demonstrated outstanding leadership and sustained contributions to the advancement of Physical Medicine & Rehabilitation. Recipients are honoured for their impact across areas such as clinical care, research, education, mentorship, advocacy, and service to the profession at regional, national, or international levels. Join us in honoring this year’s recipient: Dr. Sean Dukelow.



Meridith Marks Award for Excellence in Education, established by the Canadian Physiatrists Research and Development Foundation (CPRDF) in partnership with CAPM&R, honours a physiatrist who has made exceptional contributions to medical education. Named in memory of Dr. Meridith Marks — a respected national leader in rehabilitation education — the award recognizes innovation in teaching, curriculum development, learner mentorship, and the advancement of educational scholarship within PM&R. Join us in honoring this year’s recipient: Dr. Stephanie Plamondon.



Enhancing Outcomes in Complex Spasticity Management: Ultrasound-Guided Muscle Selection to Improve Function

4:15 PM - 5:45 PM | Ballroom A/B

CAPM&R Annual General Meetings (AGM) Dinner

6:30 PM - 8:00 PM | Ballroom C

Networking & Social Events

Opening Ceremony

MONDAY, MAY 18

10:15AM-12:00PM | LOCATION: BALLROOM A/B

Kick off ISPRM 2026 World Congress by celebrating the diversity of our global rehab community. We'll have a special Canadian welcome from Rick Hansen, known as the "Man in Motion", a six-time Paralympic medalist, and founder of the Rick Hansen Foundation.



Welcome Reception

MONDAY, MAY 18

6:00PM-7:30PM | LOCATION: EXPO HALL

Celebrate the official opening of the ISPRM 2026 World Congress with your ISPRM and CAPM&R colleagues. Enjoy great food, refreshing drinks, and lively entertainment as you reconnect with friends, meet new colleagues, and engage with our outstanding exhibitors. Experience local cuisine and vibrant company as we kick off an unforgettable Congress together.



Spirit of the Land Reception \$

WEDNESDAY, MAY 20

7:30PM-9:30PM | LOCATION: 301-305 & TERRACE

Enjoy an unforgettable evening of networking, local cuisine, live music, and Indigenous cultural performances against the breathtaking backdrop of Vancouver Harbor while connecting with colleagues from around the world.

**Additional ticket required*



Closing Ceremony

THURSDAY, MAY 21

12:45PM-1:15PM | LOCATION: BALLROOM A/B

Close out the 2026 World Congress as we reflect on the connections, ideas, and momentum built throughout the week. Join colleagues from around the world for a memorable sendoff celebrating our shared commitment to advancing rehabilitation and improving lives.



Visit the Expo Hall

Stop by the Expo Hall to speak with the leading companies in rehabilitation, featuring the latest technology, services, and products available today.

Location: Vancouver Convention Centre, West Build; Exhibition/Lower Level

GENERAL EXPO HALL HOURS

Monday, May 18 | 6:00pm-7:30pm

Tuesday, May 19 | 10:00 AM - 4:00 PM

Wednesday, May 20 | 9:00 AM - 4:00 PM

Thursday, May 21 | 9:00-12:00 PM


WELCOME RECEPTION

Monday, May 18 | 6:00pm-7:30pm

Celebrate the official opening of the ISPRM 2026 World Congress with local cuisine, drinks, entertainment, and lively conversation.

POP-UP PRESENTATION

Sliding Doors in Spasticity Care: A Tale of Two Doses

SPONSORED BY:  **IPSEN**

Wednesday, May 20 | 9:00am-9:45am

INDIGENOUS ARTISANS & PHOTO BOOTH

Support local artisans, learn more about Canada's native heritage, and capture the moment in the Indigenous Photo Booth.



Exhibitor Guide

Visit these exhibitors in the Expo Hall, located on the Exhibition/Lower Level of the Vancouver Convention Centre, West Building.

Abbvie

Booth 202

Abbvie's mission is to discover and deliver innovative medicines that solve serious health issues today and address the medical challenges of tomorrow. We strive to have a remarkable impact in people's lives across several key therapeutic areas. For more information about Abbvie, please visit us at abbvie.com.

Association of Academic Physiatrists (AAP)

Booth 324

The Association of Academic Physiatrists (AAP) is a professional organization dedicated to advancing the field of physical medicine and rehabilitation (PM&R) through research, education, and leadership development. It brings together academic physiatrists at all career stages to improve patient care, train future leaders, and drive innovation in the specialty.

Atlas Médic Inc.

Booth 418

Atlas Médic aims to be Canada's most esteemed leader in medical equipment manufacturing and distribution. Our mission is to empower healthcare professionals through high-quality supplies, practical continuing education, and versatile technical support. Driven by core values of transparent communication, proactive dynamism, and harmonious relationships, our expert team works in synergy to provide distinctive solutions. We are dedicated to fostering authentic partnerships and delivering innovative tools that ensure corporate efficiency and superior clinical results nationwide.

Atrium Health EQUADR

Booth 414

EQUADR (Exchanged Quality Data for Rehabilitation) is a rehabilitation specific Patient Safety Organization (PSO). EQUADR empowers inpatient rehabilitation hospitals to benchmark patient safety and quality outcomes and

share best practices within a confidential framework. With over 50 members and 10 million patient days, it has averted over \$20.5 million of harmful events. It is also a Magnet vendor for Nursing Sensitive Clinical Indicators. Stop by Booth #414 to learn how to become a member today!

ATUMA SMARTECH

Booth 213

Indigenous Photo Booth

Booth 224

CARF International

Booth 412

Founded in 1966, CARF has been enhancing the quality of services in medical rehabilitation through standards reflecting best practices and leadership in the field internationally. CARF focuses on helping providers implement an internal process of continuous quality improvement and person-centered services to achieve outcomes desired by persons served.

Delfi Medical Innovations Inc.

Booth 516

Delfi Medical Innovations Inc. is a world leader in personalized tourniquet technology, development and evaluation. Delfi's patented products include:

- Surgical tourniquet instruments and cuffs, designed to meet the needs of general and specialty patient, surgeons, operating-room nurses, and pre-hospital medics
- Blood Flow Restriction (BFR) tourniquet instruments, and cuffs, designed to provide safe and effective personalized blood flow restriction for rehabilitation and prehabilitation.

Dyna Medical

Booth 203

At this conference, Dyna Medical will be showcasing Pajunk's newest product, Stim2Go, an App-Controlled Neurorehabilitation System. Stim2Go is a powerful neurostimulation

system developed for non-invasive Functional Electrical Stimulation (FES), transcutaneous Spinal Cord Stimulation (tSCS), Neuromuscular Electrical Stimulation (NMES), and Transcutaneous Electrical Nerve Stimulation (TENS). Programs can be used for the improvement of motor function, muscular re-education, pain treatment, and the reduction of spasticity.

Electrode Store

Booth 209

The Electrode Store is a leading US manufacturer and global distributor of high quality needle electrodes, surface electrodes and related supplies for EMG, nerve conduction studies (NCS), EEG, and IONM. Products include monopolar and concentric needle electrodes, hypodermic needles for EMG-guided botulinum toxin injections, surface electrodes including a variety of disposable (hydrogel) electrodes, EEG electrode caps, plus electrode gels, pastes and more. Easy and quick ordering by website, phone or email.

Esaote

Booth 311

Helius Medical Technologies

Booth 422

ICanWALK

Booth 319

The Improving Canadians' Walking Aids Skills, Learning and Knowledge© (ICanWALK©) resources are free educational tools to help patients, caregivers, healthcare trainees, and healthcare providers safely use walking aids. The materials are meant to be accessible by a global population and include brochures, online videos, and an interactive app that uses video feedback. Materials are available in English, French, and Spanish, and we are looking for assistance with translating the materials into other languages.

Indigenous Artisans Space

Booths 120-150 & 520-560

From live woodcarving demonstrations to Indigenous beading, clothing, and more, visit our Indigenous Artisans Space to support local vendors and celebrate the rich cultures and heritage of Indigenous communities in Canada.

Ipsen Biopharmaceuticals

Booth 404

Ipsen Biopharmaceuticals, Inc. is the U.S. affiliate of Ipsen (Euronext: IPN; ADR: IPSEY), a global biopharmaceutical group focused on innovation and specialty care. The company is dedicated to providing hope for patients whose lives are challenged by difficult-to-treat diseases, focusing its resources, investments and energy on discovering, developing and commercializing new therapeutic options in oncology, neurosciences and rare diseases.

International Society of Physical and Rehabilitation Medicine (ISPRM)

Booth 322

ISPRM serves as the global agency for Physical and Rehabilitation Medicine (PRM). As a non-governmental organization (NGO) in relation with the World Health Organization (WHO), as an international umbrella organization of PRM physicians.

Medexus Pharmaceuticals

Booth 511

Our product portfolio features leading products that address a variety of diseases, including allergy, dermatology, hematology, oncology, rheumatology and rare diseases. We provide innovative prescription and over the counter brands to patients and healthcare professionals, which we believe greatly enhances quality of life and promotes a healthy lifestyle. We have a strong North American commercial platform and we currently operate through two unique segments: Medexus Pharma Canada and Medexus Pharmaceuticals USA.

Merz Therapeutics GmbH

Booth 306

Merz Therapeutics is dedicated to delivering better outcomes for more patients. With science as its foundation and the patient experience as its focus, the company relentlessly pursues innovative treatments and partnerships to address unmet needs in movement

disorders, neurodegenerative conditions, liver disease, and other health conditions that severely impact patients' quality of life. With passion and purpose, Merz Therapeutics continues to advance care in specialty neurology in ways that benefit both patients and society.

NeuPath Health

Booth 321

NeuPath operates a nationwide network of clinics delivering exceptional care for chronic pain, spinal conditions, sports-related injuries, and concussions. Through NeuPath Centre for Pain & Spine, HealthPointe, and InMedic, patients receive integrated, multidisciplinary care spanning pain management, spine care, sports medicine, diagnostics, and rehabilitation. NeuPath's blended care model combines virtual and in-person services to ensure accessible, coordinated, and high-quality treatment with a focus on improved patient outcomes.

Orthotics Prosthetics Canada (OPC)

Booth 423

OCP is the national body for Certified & Registered orthotic and prosthetic professionals. We develop and uphold national practice standards, credential clinicians and technicians, and advocate for public protection while supporting advancements in the profession. Our goal is to make sure that when someone in Canada needs orthotic or prosthetic care, they can count on safe, sustainable, and qualified services from a Certified provider, no matter where they live.

OrtoPed ULC

Booth 526

OrtoPed is a proud Canadian based distributor of high-quality prosthetic and orthotic products serving the Canadian P&O market since 1981. Based in Montreal, OrtoPed partners with the world's leading manufacturers to bring innovative O&P solutions to clinicians across Canada, backed by industry-leading education and technical support.

PM&R Secrets

Booth 104

REMEDI

Booth 108

Since its foundation in 2003, REMEDI has tried to care for the patients suffering from different types of physical pains

all over the world by developing world's 1st electromagnetic stimulation device. REMEDI provides powerful and non-invasive solution for chronic musculoskeletal pains covering diverse fields of physiotherapy and sports medicine.

Trexo Robotics

Booth 212

Trexo Robotics, a Canadian company, was named to Forbes Top 100 Companies Having the Greatest Impact on Accessibility. The Trexo Home and Plus are cutting-edge robotic exoskeletons designed to help children with disabilities experience the benefits of walking. Trexo supports the user's legs through a consistent gait pattern to facilitate learning. It also allows kiddos to take over and initiate, taking focused and intentional steps. The tablet counts the kiddo's steps and initiation.

Tyromotion

Booth 218

Tyromotion is a leading provider of re-health technologies. We are a team of engineers, healthcare experts and professionals from different disciplines, united by the vision of a world where rehabilitation can work real miracles. By combining state-of-the-art robotics and sensor technology, a specially developed software environment and comprehensive medical expertise, we create highly specialized high-tech solutions - with the sole aim of helping people.

Vivo Cura Health & North American Spine Society (NASS) Fellowship

Booth 210

Vivo Cura Health is a physician-led multidisciplinary musculoskeletal and rehabilitation medicine clinic based in Calgary, Canada. We operate at the intersection of academic rigor and private practice, delivering evidence-based, team-integrated care for complex spine, pain, and movement disorders. Our "privademic" model supports physiatrists seeking intellectually rigorous, collaborative, and sustainable clinical practice opportunities in a modern, well-supported private setting.

Acknowledgements

We extend our heartfelt thanks to everyone who has made ISPRM 2026 possible. This congress would not be achievable without the dedication, expertise, and passion of our scientific and organizing community.

ISPRM 2026 Congress President & Scientific Committee Chair

Lawrence Robinson

Congress Scientific Committee Local Members

Colleen O'Connell

Ranita Manocha

Chantel Debert

Mohan Radhakrishna

Mike Berger

Adalberto Loyola Sanchez

Chester Ho

Paul Winston

Andrei Krassioukov

International Members

Reynaldo Rey-Matias (*Philippines*)

Raju Dhakal (*Nepal*)

Witsanu Kumthornthip (*Thailand*)

Gwendolyn Sowa (*USA*)

Pablo Celnik (*USA*)

Roger de la Cerna (*Peru*)

Maria Gabriella Ceravolo (*Italy*)

Catherine Dziri (*Tunisia*)

Sinforian Kambou (*Cameroon*)

ISPRM Leadership

Gerard Francisco

ISPRM President (2024-2026)

Fary Khan

ISPRM President-Elect (2024-2026)

Chairs, Congress Scientific Committee - ISPRM Congresses

Mario Prieto - *ISPRM 2023*

Steven Faux - *ISPRM 2024*

Ali Otom - *ISPRM 2025*

CAPM&R Board of Directors & Administrative Team

The Congress gratefully acknowledges the leadership and operational support of the Canadian Association of Physical Medicine & Rehabilitation (CAPM&R) Board of Directors and Administrative Team for their contributions to the planning and delivery of the ISPRM 2026 World Congress.

Administrative Team

Heather Dow - *Executive Director*

Samantha Haynes - *Sponsor Coordinator*

Maya Haynes - *Membership Coordinator*

William Wilkins - *Information Technology (IT) Lead*

Congress Management Partners

Association of Academic Physiatrists (AAP)

We are deeply grateful to this extraordinary group of leaders, educators, and clinicians, whose vision, guidance, and tireless efforts ensure that ISPRM continues to advance global rehabilitation, foster collaboration, and connect worlds.





THANKS TO OUR SPONSORS FOR
THEIR GENEROUS SUPPORT



THERAPEUTICS

abbvie

GET SOCIAL WITH #ISPRM2026!

isprm2026.com