



SMFM2024 PREGNANCY MEETING™

Gaylord National Resort & Convention Center
National Harbor, MD (near DC)

February 10 – February 14



PROGRAM BOOK

LEADING WITH
SCIENCE.

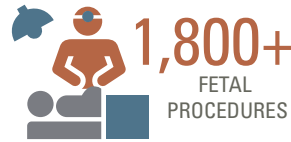
ADVANCING WITH
CARE.




#SMFM24

International Leaders in Fetal Diagnosis and Intervention

Providing the highest level of comprehensive, evidence-based, and patient-centered care to families through collaboration, innovation, education, and research. Our Fetal Center physicians are available 24 hours a day, seven days a week. To speak with a clinical specialist, call **832.325.7288**.



Fetoscopic Repair for Spina Bifida



The First Center in the World to Use Human Umbilical Cord as Meningeal Patch During Fetoscopic Spina Bifida Repair

**The Fetal Center has Completed
67 Fetoscopic Repairs for Spina Bifida**

53 patients delivered

- 50% of patients delivered vaginally
- 30% of patients experienced rupture of membranes
- Average gestational age at delivery: **35 weeks, 1 day**
- No CSF leakage at birth
- No fetal or perinatal deaths

CSF diversion/shunt rates

- 20% before NICU discharge
- 37% at 12 months of age vs. 40% in MOMS study

Release of tethered cord

- 0% have had surgery for tethered cord before 12 months of age
- **One child** had a tethered cord release at 15 months of age

Ambulation and lower motor function studies are ongoing

**Fetoscopic outcomes data current through 09/07/2023*



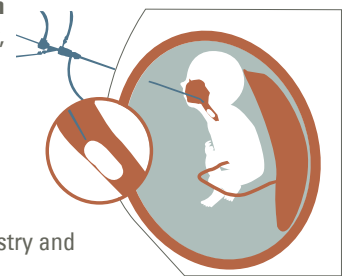
5,200+ CONSULTATIONS
PERFORMED BY **30+** PEDIATRIC SUBSPECIALTY
PHYSICIANS **AT UTHEALTH HOUSTON**

Congenital Diaphragmatic Hernia (CDH)

CDH postnatal outcomes rank in the top 10% or higher nationally, based on risk-adjusted data

Multiple clinical trials and research program with **over 20 publications annually**

Home to international CDH registry and **long-term follow-up program**



Twin-to-Twin Transfusion Syndrome (TTTS)



790+ Placental laser ablations

74% Survival rate at 30 days post-delivery for both twins



COLLABORATIONS WITH

60

CENTERS WORLDWIDE



1,600+
PRESENTATIONS AND PUBLISHED WORKS



20+
RESEARCH PROJECTS



 **Texas Children's**[®]
Pavilion for Women

**Send us your
toughest cases.**

We're known for innovating.

At Texas Children's Fetal Center, we champion comprehensive maternal and fetal health on a global scale.



Learn more at
texaschildrens.org/fetal-center
Visit us at booth 501.

Cumulative experience by volume:

OVER 11,000 total patient evaluations

OVER 1,500 total fetoscopic and ultrasound-guided procedures

OVER 40 fetal endotracheal occlusion procedures for congenital diaphragmatic hernias

170 fetoscopic repairs for neural tube defects

OVER 90 fetal bladder shunts for lower urinary tract obstructions

OVER 870 fetal laser procedures for twin-twin transfusion syndrome

40 fetal cardiac interventions

OVER 31,000 fetal echocardiograms

TABLE OF CONTENTS

Letter from the President & CEO.....	1
Board of Directors	4
Past Presidents	4
Letter from the Program Committee Chair.....	7
Program Committee	7
Abstract Awardees	9
Criteria for Judging Abstracts	13
Thank You to Our Sponsors	14
Foundation for SMFM.....	16
Schedule-at-a-Glance	18
Industry-Supported Learning	20
Gaylord National Resort and Convention Center Map.....	23
Annual Meeting Mobile App	24

SATURDAY, FEBRUARY 10

Daily Schedule-at-a-Glance	24
Postgraduate Courses	25

SUNDAY, FEBRUARY 11

Daily Schedule-at-a-Glance	34
Postgraduate Courses	35
President's Workshop	41

MONDAY, FEBRUARY 12

Daily Schedule-at-a-Glance	42
Postgraduate Courses	44
Scientific Forums.....	50
Oral Plenary Session I and Late-Breaking Abstract Presentation	55

TUESDAY, FEBRUARY 13

Daily Schedule-at-a-Glance	56
Oral Plenary Session II - Fellows' Plenary and Late-Breaking Abstract Presentations	58
Luncheon Roundtables.....	59
Special Interest Groups	59

WEDNESDAY, FEBRUARY 14

Daily Schedule-at-a-Glance	61
Special Interest Sessions	63
Oral Concurrent Sessions	63
Luncheon Roundtables.....	65
Exhibit Floor Hall Floor Plan	68
Exhibitor Listing	69

MEETING INFORMATION

REGISTRATION HOURS

Saturday, February 10	7:00 AM – 5:00 PM
Sunday, February 11	7:00 AM – 5:00 PM
Monday, February 12	7:00 AM – 8:00 PM
Tuesday, February 13	7:00 AM – 8:00 PM
Wednesday, February 14	7:00 AM – 5:00 PM

EXHIBIT HALL HOURS

Monday, February 12	6:00 PM – 8:00 PM
Tuesday, February 13	10:30 AM – 8:00 PM
Wednesday, February 14	8:00 AM – 10:00 AM

WI-FI ACCESS

Complimentary Wi-Fi will be available throughout the public space of the Gaylord National Resort and Convention Center.

MEETING WEBSITE

The SMFM 2024 meeting website is also an itinerary planner. This is a great way to search the conference program, build and manage your schedule, download handouts, and connect with attendees. The itinerary planner is updated with the latest program changes and presentation information. Visit www.smfm.org/2024.

MOBILE APP

The mobile app keeps you connected with every aspect of the Pregnancy Meeting including sessions, speakers, networking events and exhibits.

- Step 1:** Log in to your account using your email address and registration ID.
- Step 2:** Update your profile and add a picture.
- Step 3:** Explore!

LACTATION LOUNGE

Conveniently located in National Harbor 8, the SMFM Lactation Lounge is equipped with comfortable, private nursing stations, water and light snacks, a refrigerator, and storage for all your personal items.

SMFM thanks The Department of Obstetrics, Gynecology, and Reproductive Sciences at UTHouston for their generous sponsorship of the Lounge.

 **UTHealth Houston**
McGovern Medical School
Obstetrics, Gynecology
and Reproductive Sciences

LETTER FROM THE PRESIDENT AND CEO

DEAR PREGNANCY MEETING PARTICIPANTS,

We're excited to have you join us at the Gaylord National Resort & Convention Center for the 2024 SMFM Pregnancy Meeting™! It's an honor to gather as a community alongside the Society for Maternal-Fetal Medicine's leadership, members, and staff to learn and discover the latest science and research in our field.

It's no small feat to plan and organize the Pregnancy Meeting, and this year is proving to be one of the highest attended in history, along with a record number of abstract submissions. The Program Committee has put in a lot of effort to ensure an exceptional experience for all attendees this year. We extend our congratulations and heartfelt thanks to them.

- Eva Pressman, MD – Program Chair
- Blair Wylie, MD, MPH – Poster Chair
- Allison Bryant, MD, MPH – Postgraduate Course Chair
- Marvin Williams, DO – Scientific Forum Chair
- Rachael Overcash, MD, MPH – Local Arrangements Chair

The program for this year's meeting boasts more than **90 sessions**. We've compiled a few noteworthy ones that you may want to consider adding to your itinerary.

- On February 11 and February 12, the President's Workshop, co-sponsored by ACOG, will focus on maternal mental health. The discussion will revolve around expanding OB and MFM mental health treatment capacity by examining perinatal psychiatric disorders, identifying relevant educational resources, utilizing prenatal brain plasticity science for clinical and research opportunities, and promoting access to mental health treatment and prevention during pregnancy and postpartum through effective and scalable health services, interventions, and community-based programs.
- We're honored to have Allyson Felix, the most decorated American track and field athlete in Olympic history, joins us as the 2024 Honorary Award recipient. As a preeclampsia survivor, Ms. Felix has been a vocal advocate for raising awareness about the maternal morbidity and mortality crisis in the United States. We look forward to presenting her with the award and having her speak during the Opening Address, the President's Award, and Honorary Member Presentation on February 12.
- We're thrilled to have the Honorable Xavier Becerra, the 25th Secretary of the Department of Health and Human Services (HHS) and the first Latino to hold this position in the United States, as our keynote speaker. Join us on February 13 to hear his insights and learn more about HHS' initiatives to enhance maternal health.

Don't miss out on our two receptions and networking opportunities in the Exhibit Hall! On Monday evening, we'll kick off the opening of the Exhibit Hall with a celebration. Take advantage of this chance to connect with colleagues, explore innovative products and services from our partners and exhibitors, and savor delicious hors d'oeuvres, cocktails, and other beverages.

Join us for Networking with a Twist on Tuesday evening, as we celebrate Mardi Gras and host the Foundation for SMFM's Silent Auction in the Exhibit Hall. Participate in the auction and stand a chance to win some exciting prizes while supporting the Foundation's cause. The virtual silent auction will feature a range of items, including vacation homestays, a Peloton, a selection of wines, and dinners hosted by Drs. Joanne Stone and Joey Biggio, as well as authored and autographed books from MFMs in the field. Be sure to check the mobile app for more details on how to place your bid.

Thank you for being a part of this exciting learning opportunity and for forging new connections. We hope you'll explore all that the Pregnancy Meeting has to offer and make the most of your experience.

Once again, welcome to the Gaylord National Resort & Convention Center!



ANTHONY C. SCISCIONE, DO
President




CHRISTINA J. WURSTER,
MBA, CAE
Chief Executive Officer

Our Core Programs and Initiatives



The Society for Maternal-Fetal Medicine is the national voice for maternal-fetal medicine (MFM) subspecialists, physicians in related disciplines, nurses, genetic counselors, ultrasound technicians, MFM administrators, and others working toward optimal and equitable perinatal outcomes for all individuals who desire or experience pregnancy.

Clinical Guidance

The Society publishes clinical guidance on a range of high-risk pregnancy topics. SMFM clinical guidelines are developed following an established methodology that includes grading relevant scientific literature, input by member experts, and a multi-layer internal peer review and approval process.

Education & Training

Managing an MFM practice can be complex, and a well-run practice improves clinical care. The Society offers its members a variety of learning opportunities, including in-person courses, webinars, and consulting services to support its members.

Diversity, Equity, & Inclusion

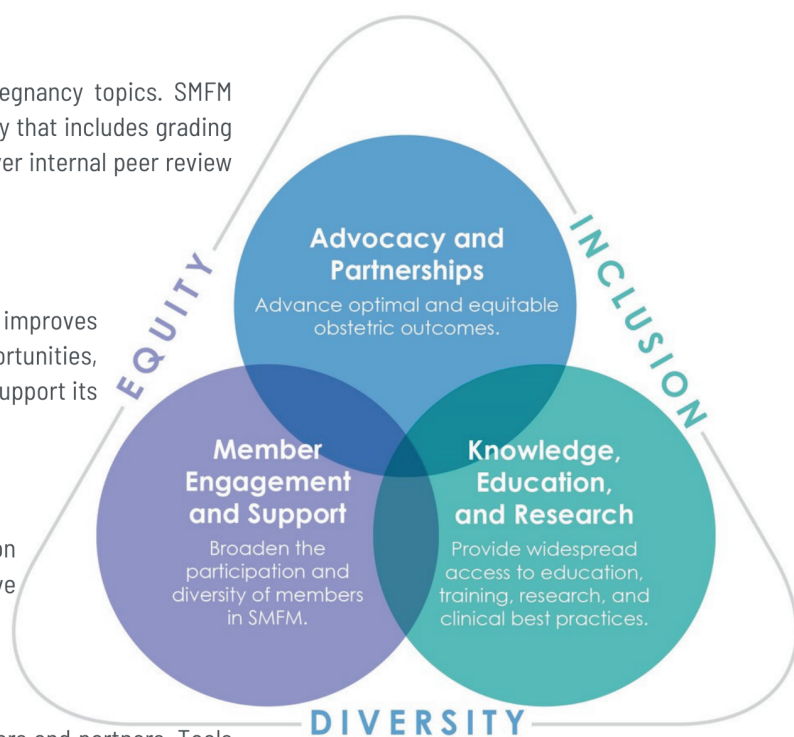
Diversity, equity, and inclusion are central to advancing SMFM's mission and vision. The Society is committed to building a diverse and inclusive membership and leadership through its many programs and services.

Community

SMFM prides itself on the sense of community we bring to our members and partners. Tools like the online community and member-only Facebook group allow members to connect worldwide, share advice, and discuss clinical challenges.

Advocacy

The Society advocates at all levels of government to promote the interests of pregnant individuals and MFM professionals. SMFM's advocacy agenda and related work are focused on reducing healthcare disparities, eliminating preventable maternal mortality, and ensuring that all pregnant individuals have access to the full range of reproductive healthcare, including abortion services.



To find more information and to join visit SMFM.ORG/MEMBERSHIP



Every day we make history.



So they have a future.



Each year, thousands of people who have been helped by our team gather for our Annual Fetal Family Reunion.

When you refer your patients to the Richard D. Wood Jr. Center for Fetal Diagnosis and Treatment, you can trust that they'll receive the latest innovations in care, from a compassionate team.

Our internationally recognized experts put their heart and soul into supporting families facing pregnancies complicated by fetal conditions. We harness the vast experience we've gained over years of fetal care to give babies the best possible outcomes and quality of life.

We hope to see you at our conference booth #605 and at our three-day CME in May 2024. Together, we can make the future brighter for more families. Learn more at chop.edu/FromTheStart.



**Children's Hospital
of Philadelphia®**

**Richard D. Wood Jr.
Center for Fetal Diagnosis
& Treatment**

BOARD OF DIRECTORS

EXECUTIVE COMMITTEE

Joanne Stone, MD, MS
Immediate Past President
New York, NY

Anthony Sciscione, DO
President
Newark, DE

Cynthia Gyamfi-Bannerman, MD, MSc
President-Elect
La Jolla, CA

Sindhu Srinivas, MD, MSCE
Secretary-Treasurer
Philadelphia, PA

Alison Cahill, MD, MSCI
Assistant Secretary-Treasurer
Austin, TX

Christina J. Wurster, MBA, CAE
Chief Executive Officer (Ex-Officio)
Washington, DC

BOARD MEMBERS

Fadi Bsat, MD – Springfield, MA
Shad Deering, MD, COL – San Antonio, TX
Andrea Edlow, MD, MSc – Boston, MA
Juan M. Gonzalez Velez, MD, PhD – San Francisco, CA
Brenna Hughes, MD, MSc – Durham, NC
Torri Metz, MD, MSCI – Salt Lake City, UT
Sarah Osmundson, MD, MS – Nashville, TN
Stephanie Ros, MD, MSCI – Tampa, FL
Amber Samuel, MD – Houston, TX
Vineet Shrivastava, MD – Newport Beach, CA
Marvin Williams, DO – Oklahoma City, OK

EX-OFFICIO REPRESENTATIVES

Sami Backley, MD, Associate Member
Bryann Bromley, MD, Foundation for SMFM
Naima Joseph, MD, MPH, Associate Member
Monica Longo, MD, PhD, NICHD/NIH
George Wendel, MD, ABOG

PAST PRESIDENTS

William Spellacy, MD – 1977

Roy Pitkin, MD – 1978

James O'Leary, MD – 1979

Donald Sherline, MD – 1980

Loren Petersen, MD – 1981

Bruce Work, MD – 1982

Robert Hayashi, MD – 1983

Roy Petrie, MD – 1984

John Morrison, MD – 1985

Amelia Cruz, MD – 1986

Steven Gabbe, MD – 1987

Robert Sokol, MD – 1988

Richard Paul, MD – 1989

Frank Miller, MD – 1990

Thomas Garite, MD – 1991

Garland Anderson, MD – 1992

Larry Gilstrap, III, MD – 1993

Valerie Parisi, MD – 1994

Gary D.V. Hankins, MD – 1995

Donald Coustan, MD – 1996

Steven Clark, MD – 1997

Mary E. D'Alton, MD – 1998

Peter VanDorsten, MD – 1999

Michael Socol, MD – 2000

James Martin, Jr., MD – 2001

Haywood Brown, MD – 2002

Jay D. Iams, MD – 2003

James Ferguson, MD – 2004

Michael Nageotte, MD – 2005

Roger Newman, MD – 2006

Katherine Wenstrom, MD – 2007

Michael Foley, MD – 2008

Sarah Kilpatrick, MD, PhD – 2009

Joshua Copel, MD – 2010

George Saade, MD – 2011

M. Kathryn Menard, MD – 2012

Brian Mercer, MD – 2013

Vincenzo Berghella, MD – 2014

Laura Riley, MD – 2015

Mary Norton, MD – 2016

Alfred Abuhamad, MD – 2017

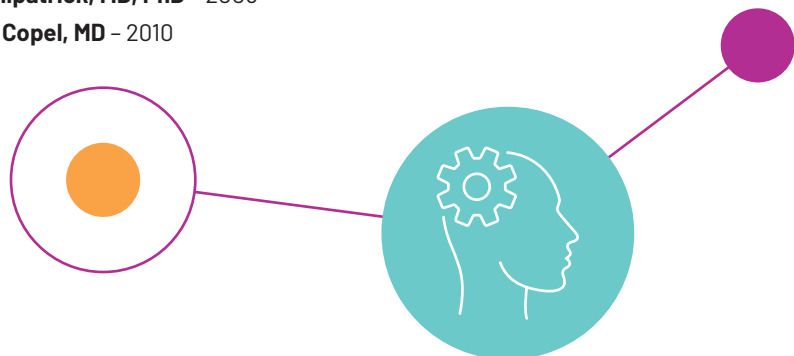
Sean Blackwell, MD – 2018

Brian Iriye, MD – 2019

Judette Louis, MD, MPH – 2020

William Grobman, MD, MBA – 2021

Joanne Stone, MD, MS – 2022



In the US, sepsis is the **second leading cause of maternal death**

RECOGNITION

Sepsis	Life-threatening organ dysfunction* caused by dysregulated host response to infection
*As defined as an acute increase ≥ 2 points in the SOFA score (table 1)	
Septic shock	underlying circulation and cellular/metabolic abnormalities are profound enough to substantially increase mortality
Clinically: Persistent hypotension requiring vasopressors to maintain MAP ≥ 65 mmHg and a serum lactate > 2 mmol/L, despite adequate volume resuscitation	

We recommend that sepsis/septic shock in pregnant, considered medical emergencies and that treatment and resuscitation begin immediately

ROLE OF FLUID THERAPY



PATHOPHYSIOLOGY



We recommend early administration of 1-2 L of intravenous fluids in sepsis/septic shock

SMFM Statements

- Clinical considerations for the prevention of respiratory syncytial virus in infants
- Response to the Food and Drug Administration's withdrawal of 17-alpha hydroxyprogesterone caproate

ACOG-SMFM Joint Publications

- Treatment and management of mental health conditions during pregnancy and postpartum
- Screening and diagnosis of mental health conditions during pregnancy and postpartum

SMFM Consult Series

- Systemic lupus erythematosus in pregnancy
- Transabdominal cerclage
- Prepregnancy evaluation and pregnancy management of patients with solid organ transplants
- Maternal sepsis
- Executive Summary for workshop on developing an optimal maternal-fetal medicine ultrasound practice
- Executive Summary on workshop on Social Determinants of Health and Obstetrical Outcomes, February 1-2, 2022
- Sickle cell disease in pregnancy

SMFM Endorsed Publications

- Society of Anesthesia and Sleep Medicine and the Society for Obstetric Anesthesia and Perinatology Consensus Guideline on the Screening, Diagnosis, and Treatment of Obstructive Sleep Apnea in Pregnancy



Society for Maternal-Fetal Medicine
 High-risk pregnancy experts
2023 PUBLICATIONS
[SMFM.org/Publications](https://www.smfm.org/Publications)



SMFM Statement
[smfm.org](https://www.smfm.org)

Executive summary: Workshop on developing an optimal maternal-fetal medicine ultrasound practice, February 7-8, 2023, cosponsored by the Society for Maternal-Fetal Medicine, American College of Obstetricians and Gynecologists, American Institute of Ultrasound in Medicine, American Registry for Diagnostic Medical Sonography, International Society of Ultrasound in Obstetrics and Gynecology, Gottesfeld-Hohler Memorial Foundation, and Perinatal Quality Foundation

Introduction
 Ultrasound is foundational to the practice of maternal-fetal medicine (MFM), yet there is wide variation in MFM ultrasound practice, including operations (eg, staffing and unit design), quality assurance (QA; eg, maintaining quality standards and onboarding new providers), and strategies for managing patients with fetal anomalies (eg, counseling, genetic referrals, and communication with referring providers). In addition, previous research has documented variations in MFM fellows' experiences of ultrasound training and comfort with obstetrical ultrasound and prenatal diagnosis. Recognizing the need to share best practices and promote consensus, a 2-day workshop on maternal-fetal ultrasound practice was held in conjunction with the 33rd Annual Pregnancy Meeting in San Francisco, California, on February 7-8, 2023. The workshop was cosponsored by the Society for Maternal-Fetal Medicine (SMFM), American College of Obstetricians and Gynecologists (ACOG), American Institute of Ultrasound in Medicine (AIUM), American Registry for Diagnostic Medical Sonography (ARDMS), International Society of Ultrasound in Obstetrics and Gynecology (ISUOG), Gottesfeld-Hohler Memorial Foundation (GCHF), and Perinatal Quality Foundation (PQF). The workshop assembled leaders with expertise in ultrasound unit administration, QA, training, interacting with reporting systems, and simulation. Participants represented the fields of sonography, obstetrics and gynecology, MFM, genetics, and genetic counseling. The goals of the workshop were as follows:

- To review best practices and emerging technologies for designing and running an efficient obstetrical ultrasound unit
- To discuss strategies for QA in the setting of obstetrical ultrasound, at the individual provider and unit level
- To identify needs and opportunities for ongoing education and training in ultrasound imaging and ultrasound-guided procedures for MFM fellows, physicians, and sonographers
- To review current and emerging approaches to managing the pregnant patient with obstetrical ultrasound abnormalities

This executive summary briefly reviews the main outcomes of the workshop. A comprehensive report that presents detailed clinical guidance and proposes future research directions will be published at a later date.

Background
 Before the workshop, planners invited registered workshop participants to complete an online survey. The survey instrument consisted of 33 items addressing the following

Thank you to the SMFM Publications Committee and liaisons for their work in 2023.

The Division of Maternal-Fetal Medicine in the Department of Obstetrics and Gynecology at Penn State Health Milton S. Hershey Medical Center is seeking candidates for an assistant, associate or full professor position in either the tenure or non-tenure track to support the growth of MFM care in Berks, Cumberland, Dauphin and Lancaster counties.



For more information, please contact:
 Patty Shipton, CPRP, Senior Physician Recruiter
pshipton@pennstatehealth.psu.edu



PennState Health

Learning and Professional Development Opportunities

Access a full range of online learning offerings and build your knowledge and competence while addressing learning gaps at your own pace.

Webinars

MFM Fellow Lecture Series - Free for Members

The MFM Fellow Lecture Series supports obstetric clinicians and complements MFM fellowship programs with a twice-monthly web lecture series given by leaders in MFM, ultrasound, research, neonatology, and genetics.

Clinical Webinar Series

This webinar series, presented by the consult authors, summarizes an SMFM Consult published in the *American Journal of Obstetrics and Gynecology*. The series aims to provide an additional avenue by which users can access and assimilate SMFM guidance and recommendations through an engaging, didactic lecture format.

Question Banks

Mastery of MFM - Updated for 2024!

Test your knowledge and stay up to date with the revised Mastery of MFM Question Bank. Over 400 multiple choice questions, each with explanations and references, are provided in different topic areas. Earn a maximum of 15 CME credits.

Online Courses for CME

NEW: Cesarean Scar Ectopic Pregnancy

This course is based on SMFM Consult #63, addresses the risk factors and clinical presentation of CSEP, describes how to diagnose CSEP correctly, and presents the current treatment modalities used to manage these high-risk pregnancies.

Offers 4 CME credits.

Critical Care in Obstetrics - Updated for 2024!

This web-based, interactive program teaches the latest in critical care diagnosis and management within the context of pregnancy-specific physiology. Key updates include a new module on anticoagulation and revised modules on MI and PPCM. Earn up to 36 hours of CME.

NEW: Diagnosis and Management of Fetal Growth Restriction

Based on the SMFM Consult Series #52: Diagnosis and Management of Fetal Growth Restriction, this comprehensive course presents SMFM's recommendations about the diagnosis, surveillance, and management of FGR. Offers 7 CME credits.

NEW: Maternal Sepsis - Updated for 2024!

The latest sepsis diagnosis and management guidelines to help clinicians quickly recognize and treat maternal sepsis are presented in this online course that's based on the SMFM Consult Series # 67 and offers 4 CME credits.

Podcasts

Take a deep dive into the world of Maternal-Fetal Medicine with the SMFM Podcast Series. Listen to a range of topics that touch MFM on-demand, anytime, anywhere. Available anywhere you listen to podcasts.



Discounts are available to SMFM Members!

- Earn CME
- Participate in live webinars
- Listen to podcasts and recorded lectures
- Take online courses at your own pace
- Test your knowledge with multiple-choice questions

education.smfm.org



Society for
Maternal • Fetal
Medicine

High-risk pregnancy experts

LETTER FROM THE PROGRAM CHAIR



WELCOME TO THE PREGNANCY MEETING: LEADING WITH SCIENCE, ADVANCING WITH CARE.

We are delighted to have you join us at the Gaylord National Resort & Convention Center, where we embark on an exciting journey full of cutting-edge research and unparalleled obstetrics and maternal-fetal medicine education.

The Pregnancy Meeting is a significant event for the Society for Maternal-Fetal Medicine, reflecting the unwavering commitment to advancing the field. As a collective, our primary objective is to improve the health outcomes of high-risk pregnant individuals and their infants, which we strive to achieve through education, research, and advocacy.

Over five days, we aim to provide an interactive, collaborative experience that underscores our dedication to this goal.

The **Postgraduate Courses**, scheduled Saturday through Monday, will delve into diverse subjects including reproductive health, critical care, fetal therapy, diabetes, genetics, cardio-obstetrics, ultrasound, and quality and safety outcomes. Attendees can earn up to 117 CME hours and 25.5 ultrasound credits through the courses, carefully crafted to provide a comprehensive understanding of critical clinical management aspects in high-risk pregnancy.

On Monday afternoon, attendees can participate in 20 different **Scientific Forums**. These interactive sessions are available to all attendees and included in the meeting registration.

I am excited to share that this year's meeting has received an unprecedented number of abstract submissions – an amazing 2,200! After careful review, we have accepted 94 abstracts for oral presentations, 1,100 for poster presentations, and three late-breaking abstracts. The presentations are scheduled from Monday through Wednesday, and you can access the details of the selected abstracts on the website, mobile event app, and in the January supplement of AJOG.

While you explore the venue, make sure to visit the **Exhibit Hall**, where you will have **ample opportunities to network**, share experiences, exchange ideas, and catch up with colleagues. Don't miss the Opening Reception with Exhibitors and the Diversity Reception on Monday evening. On Tuesday evening, join us for Networking with a Twist: Mardi Gras! and Foundation for SMFM Silent Auction.

Last but not least, I would like to express my gratitude to members of the SMFM staff and our President, Anthony Sciscione, DO, for their tireless efforts in organizing this meeting. On behalf of the entire Program Committee, we thank you for being a part of this exceptional event.

Sincerely,

EVA PRESSMAN, MD
Program Chair

PROGRAM COMMITTEE



EVA PRESSMAN, MD
Program Chair



BLAIR WYLIE, MD, MPH
Poster Chair



ALLISON BRYANT, MD, MPH
Postgraduate Course Chair



MARVIN WILLIAMS, DO
Scientific Forum Chair



RACHAEL OVERCASH, MD, MPH
Local Arrangements Chair

2024 GLOBAL CONGRESS

Auditorium Parco della Musica
25 - 28 September • Rome, Italy

The Society for Maternal-Fetal Medicine is thrilled to announce that it will host its first global congress. The congress will be centered on clinical best practices and the latest research globally, specifically focusing on the maternal aspect of maternal-fetal medicine.

The SMFM Global Congress will offer a diverse range of activities such as pre-congress courses, invited lecturers, poster presentations, networking and exhibiting opportunities, and industry learning sessions.

Call for Papers

Abstracts Submission Deadline

Wednesday, 17 April 2024 (17:00 / 5:00 PM ET)

Late-Breaking Abstract Submission Deadline

Wednesday, 10 July 2024 (17:00 / 5:00 PM ET)

Registration opens March 2024!

CONGRATULATIONS TO OUR ABSTRACT AWARD WINNERS

BRUCE A. WORK AWARD FOR BEST RESEARCH BY A PRACTICING OR TRAINING MATERNAL-FETAL MEDICINE PHYSICIAN OUTSIDE OF THE US

72: Increased risk of postpartum hemorrhage in women with resolved low placentation: a multicenter prospective study.
Sara Ornaghi, MD, PhD

DISPARITIES AWARD FOR BEST RESEARCH ON DIVERSITY/DISPARITY IN HEALTH OUTCOMES

64: Exploring Black birthing people's perspectives on racial concordance with obstetric care providers
E. Nicole Teal, MD, MPH

DRU CARLSON MEMORIAL AWARD FOR BEST RESEARCH IN ULTRASOUND AND GENETICS

1: Multicenter, prospective cohort of genome sequencing in 750 fetal structural anomalies
Ronald J. Wapner, MD

NORMAN F. GANT AWARD FOR BEST RESEARCH IN MATERNAL MEDICINE

42: Clinical Outcomes Following Remote Hypertension Monitoring Program for Postpartum Individuals with Hypertensive Disorders of Pregnancy
Lara S. Lemon, PhD, PharmD

BEST ABSTRACT IN FETAL THERAPY AWARD SUPPORTED BY NAFTA NET IN MEMORY OF ELIZABETH THOM

11: Donor velamentous cord insertion: an omen for poor laser outcomes?
Christy Gandhi, MD

THE SMFM OUTSTANDING EARLY CAREER INVESTIGATOR TRAVEL AWARD SUPPORTED BY DR. LAXMI BAXI

33: Bioaccumulation of Microplastics in Placentae Associated with Environmental Chemical Exposures and Obstetrical Outcomes
Enrico R. Barrozo, PhD

Impactful Solutions for the Labor & Delivery Experience

Visit Us At
Booth
#312

Induction & Labor



Cervical Ripening Balloon

Vaginal Delivery

MityOne® Vacuum-Assisted Delivery System



Mushroom® Cup Design

Bell Cup Design

Cesarean Delivery

INSORB® Subcuticular Skin Stapler



Fetal Pillow®

Mobius® Retractor


Postpartum



Bakri® Postpartum Balloon



Learn more at [coopersurgical.com](https://www.coopersurgical.com)



CooperSurgical®
Healthy women, babies, and families™



Children's Health

Fetal and Pregnancy Health

Providing outstanding care for complex fetal patients and individuals with high-risk pregnancies.



Supporting MFM Practice and Patient Access

Advocacy • Research • Education • Clinical Publications and Guidelines

The SMFM Reproductive Health Project protects and expands access to abortion and other evidence-based reproductive health care by activating and educating SMFM members and collaborating with our partners in the reproductive health, rights, and justice communities.

Learn more and take action at smfm.org/repro



Thank you to the SMFM Reproductive Health Advisory Group members for their work.



The SMFM Communications Committee is proud to showcase accounts that use social media to dispel pregnancy-related myths, advocate for policy change, and increase awareness of important MFM topics. Join them by engaging in social media and follow them while we are together for #SMFM24.



Layan Alrahmani
X @dralrahmani
@dralrahmani
f layan.alrahmani



Lynlee Wolfe
X @lynleewolfe
@lynleeth
f lynlee.wolfe



Adam Lewkowitz
X @aklewkwitz



Sarah Pachtman
@healthymamadoc



Kavita Narag
@kavita_n



Fei Cai
X @fei_cai_md



Anushka Chelliah
X @anushkachelliah
@achelliahmd
f anushkamchelliah



Adam Crosland
X @adamcsbabies
@adamcsbabies



Nandini Raghuraman
X @nanraghuraman



Moti Guleren
X @gulerenmoti



Jenci Hawthorne
X @jencilyn1
@jencilyn1



Marta Perez
X @drmartaperez
@dr.martaperez



Kathy Zhang-Rutledge
X @kzhangrutledge
@kittykato6



Maura Jones
X @mochainmedicine
@mochainmedicine
f maurajones13



Shannon M. Clark
@babiesafter35



Kris Rimbos
X @kris_rimbos
f kris.grayrimbos



Danielle Panelli
X @dr_dpanelli



Amanda Horton
@amandahortonmd



Nicole Gentile
@nikkidanielle_13
nikki.danielle.13



Andrea Edlow
X @edlowlab



Sina Haeri
X @haerisina



Sarah Weingarten
X @sweingartenmd



Thomas Owens
X @towens2012
@dr_towens



Emily Root
X @emilyroot_md



Celeste Green
X @doccgreen
@_doccgreen



Afshan Hameed
X @afshanhameedmd
@afshan.hmd
f afshan.b.hameed



Jackie Parchem
X @jackie_parchem



Gestational Diabetes Mamas
@gdmamasofficial



Danielle Prentice
X @dkirch888
@dkirch888
f danielle.kirchhof



Elizabeth Garchar
@liz_g_md



Niraj Chavan
X @nirajchavanmd
@nirajchavanmd



Amir Shamshirsaz
X @amirshamshirsaz
@amir_shamshirsaz



Shilpi Mehta-Lee
X @perivablemd
@shilpi_md
f shilpism



Elizabeth Hoover
X @ehoovermd



Mark Clapp
X @markaclapp



Jesse Munoz
X @jaymunozmd
@jaymunozmd



Cecilia Bonaduce Leggett
X @cecilialeggett
@cc_bonaduce_leggett

ACCREDITATION INFORMATION

ABOUT OUR ACCREDITATION PROVIDER: THE GLOBAL LEARNING COLLABORATIVE

In support of improving patient care, Global Learning Collaborative (GLC) is jointly accredited by the Accreditation Council for Continuing Medical Education (ACCME), the Accreditation Council for Pharmacy Education (ACPE), and the American Nurses Credentialing Center (ANCC) to provide continuing education for the healthcare team.

To view the number of credits GLC has designated for each postgraduate course, please review the individual postgraduate courses on the SMFM 2024 meeting website.

Physicians should claim only the credit commensurate with the extent of their participation in the activity.

Instruction for Participation and Claiming Credit

To successfully earn credit or receive a certificate of participation, participants must have registered and physically* participated in the live activity during the valid credit period. To receive AMA PRA Category 1 Credit™, you must complete the post meeting Overall Meeting and course evaluation.

FOLLOW THESE STEPS TO EARN CREDIT*:

Step 1: Registered attendees should read the website's target audience, course description, and author disclosures. After participating in the course, participants will receive an email with login credentials to access the CME site.

Step 2: Once logged in, complete your profile and select your certificate types.

Step 2: Complete the session evaluation(s) for the portions of the course you attended. Once you have completed the evaluation(s) for all courses attended, click on the "Submit to Complete Task" button at the top of the screen.

Step 3: Lastly, you will be taken back to the home page where you have the option to receive a CME/CE certificate or Certificate of Participation. Participants will have the option to print or email their certificates.

*In-person course participants will have access to the nonaccredited course recordings via the SMFM 2024 meeting website. If you would like to obtain credit for viewing your purchase, please visit www.smfm.org/24ondemand to learn more.

If you have a question or need any assistance, please email events@smfm.org.

EDUCATIONAL GRANT SUPPORT

Course Title: The Completely Un-routine: Rare fetal and maternal disease

Supported by an educational grant from Janssen Biotech, Inc., administered by Janssen Scientific Affairs, LLC.

Course Title: Surgical Obstetrics, Cesarean Scar, Pregnancy, and Other Controversial Topics

Supported by an educational grant from Cooper Surgical.

Course Title: Choosing your own adventure: A Toolkit for the Transition from Training to Practice

Supported by an unrestricted educational grant from Premier Medical Systems dba Samsung.

DISCLOSURE POLICY

GLC and SMFM requires every individual in a position to control educational content to disclose all financial relationships with ineligible companies that have occurred within the past 24 months. Ineligible companies are organizations whose primary business is producing, marketing, selling, re-selling, or distributing healthcare products used by or on patients.

All relevant financial relationships for anyone with the ability to control the content in the CME programs associated with this educational activity are on the SMFM 2024 meeting website and have been mitigated according to GLC's policies.

To view these disclosures, visit www.smfm.org/24disclosures.



Advanced Fetal Care

memorialhermann.org/fetal

Children's
MEMORIAL
HERMANN
Hospital

CRITERIA FOR JUDGING ABSTRACTS FOR ORAL AND POSTER SESSION AWARDS

HYPOTHESIS (2 POINTS)

Originality
Scientific or Clinical Importance

METHODS (2 POINTS)

Clinical Study:

Prospective
Randomized
Appropriate Methods
Appropriate Controls
Single vs. Multicenter Study

Case Series:

Number of Cases
Appropriate Controls
Accuracy of Data
Bias Addressed

Laboratory Study:

Appropriate Methods
Appropriate Controls
Innovative

RESULTS (2 POINTS)

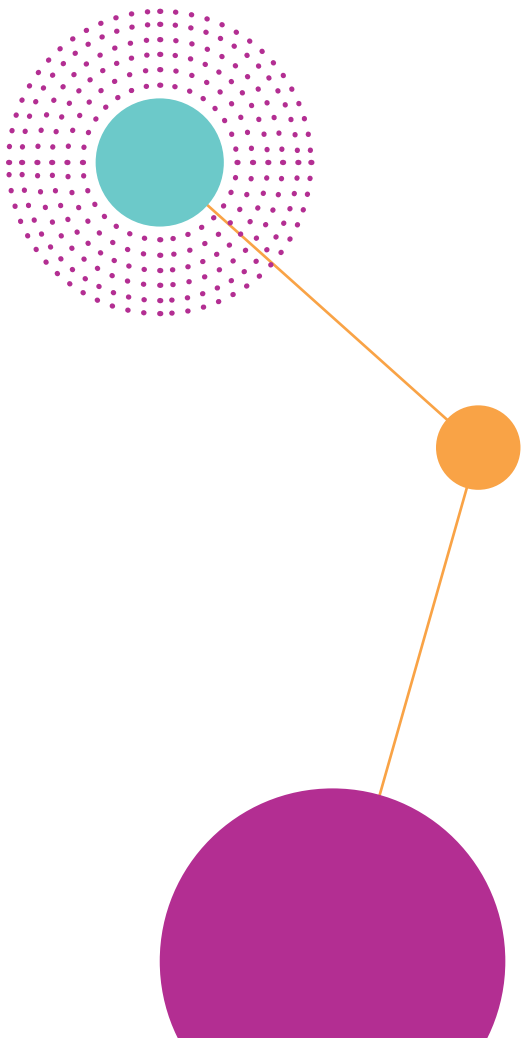
Statistical analysis appropriate
Presented clearly

CONCLUSION(S) (2 POINTS)

Acknowledgment of limitations of study
Supported by results
Scientific or clinical relevance

OVERALL PRESENTATION QUALITY: (2 POINTS)

Rationale for study made clear
Methods and results clearly explained and easily understandable
Conclusions supported by data
Enthusiasm for study conveyed
Quality of Slides (for oral presentation)
Quality of response to questions (for oral presentations)
Poster easily readable



 as software



Click.



Review.



Sign.

Smarter, faster ultrasound reporting
in one connected platform.

Visit Booth #413

[as-software.com](https://www.as-software.com)

THANK YOU FOR BEING A CRUCIAL PART OF OUR EFFORTS. WE LOOK FORWARD TO THE POSITIVE IMPACT WE CAN ACHIEVE TOGETHER.

Your contribution plays a vital role in enabling us to continue our essential work. We recognize that we cannot succeed without the generosity of supporters like you. Your commitment to our mission to improve maternal and fetal health outcomes is truly commendable.



Tuesday Exhibit Hall AM Coffee Break



Headquarter Hotel Door Drop



Headquarter Hotel Door Drop



Tuesday Product Theater



DEI Reception



All Fellows After Glow Reception – 80's Style
Meet the Fellows and Residents Reception



Wednesday Product Theater



Headquarter Key Cards and
Headquarter Hotel Door Drop



Lactation Lounge

SMFM would like to thank the following partners for their generous in-kind support of our annual Needlework's Course:



GE HealthCare



Connecting maternal-fetal medicine experts to optimize pregnancy outcomes.

Protect Access
to Reproductive
Health Care

Strengthen
Quality
Improvement
Infrastructure

Expand,
Defend, and
Protect
Abortion
Access



Society for
Maternal-Fetal
Medicine
High-risk pregnancy experts

Extend
Postpartum
Medicaid

LEAD CHANGE WITH THE STATE LIAISON NETWORK



Members of SMFM's State Liaison Network are leading advocacy and public health initiatives in states across the nation. Join us to fight for optimal and equitable perinatal and reproductive health outcomes for all who desire or experience pregnancy.



Society for
Maternal • Fetal
Medicine
High-risk pregnancy experts



Banner
University Medical Center

SMFM AND BANNER UNIVERSITY HAVE CRITICAL CARE COVERED.

Since 2014, Banner University Medical Center and SMFM have worked together to bring you the most comprehensive education on critical care in obstetrics available. This unique educational program offers in-person and online learning experiences that will take your critical care knowledge to the next level.



The in-person course (24 CME credits)

This innovative and integrated program addresses essential learning in the discipline of obstetric critical care. Learners participate in group didactics on critical care topics and practice their bedside skills through simulations mentored by the faculty.

- Hosted by Banner
- Features short, case-based lectures on 15 topics by top faculty
- Offers hands-on skills simulation stations
- Includes “mega” simulation drills and structured debriefs at the Banner Simulation Medical



Reserve your spot for the in-person 2024 Critical Care in Obstetrics Course.

The online course (1.5 CME credits per module; 37 total)

- Offered by SMFM
- Features longer didactic lectures and case-based learning on 24 topics
- Available as a comprehensive bundle (all 24 topics) and smaller, focused bundles



Scan the QR code for more information about the online course or visit smfm.org/CriticalCare.



Advancing equitable and optimal pregnancy care by fostering career development through research and education.

We award funding to members of the Society for Maternal-Fetal Medicine at various stages in their careers.

FSMFM/AAOGF SCHOLARSHIP

Our premier research training scholarship, funded jointly with the American Association of Obstetricians and Gynecologists Foundation (AAOGF), is designed for future academic physician leaders who seek additional research training in maternal-fetal medicine (MFM). Applicants for this highly selective three-year award must have recently completed MFM subspecialty training or be in the second or third year of an ABOG-approved MFM fellowship training program.

Application Deadline: July 1



BRIDGE FUNDING AWARD

The Bridge Funding Award is designed to stabilize a research program of a promising physician-scientist in the field of perinatal biology and medicine who has not been successful in obtaining independent research funding or who has a temporary lapse in funding. The award is made possible with generous support from the ABOG Education Foundation and is for a one-year period.

Application Deadline: January 1

GARITE MINI-SABBATICAL GRANTS

Since 2008, practicing MFMs and MFM fellows, including international members of SMFM, have received funding for an eight-week research project or clinical experience with a mentor at another institution.

Application Deadlines:
Spring: April 1
Fall: October 1



DANIELLE PERESS, MD MEMORIAL FUND

Established in 2018 to honor the life and wishes of Dani Peress, first- and second-year MFM fellows receive funding for clinical or translational research during fellowship.

Application Deadline:
November 18



RESIDENT SCHOLARS PROGRAM



OB/GYN residents who intend to pursue a fellowship in MFM receive two years of educational and mentoring experiences through this successful program begun in 2013.

Application Deadline: October 1

QUEENAN GLOBAL HEALTH AWARDS

Established in 2014, practicing MFMs and MFM fellows with an interest in maternal and child health issues in low- and middle-income countries can apply for one of four educational and research fellowships.

Application Deadline: September 2



TO LEARN MORE AND APPLY VISIT [FOUNDATIONFORSMFM.ORG/PROGRAMS](https://foundationforsmfm.org/programs)
QUESTIONS? CONTACT US AT FOUNDATION@SMFM.ORG



Foundation
for SMFM

CORPORATE
COUNCIL

The Foundation for SMFM gratefully acknowledges the members of our Corporate Council in 2023. These industry partners support our vision to advance equitable and optimal pregnancy care by fostering career development through research and education.

CORPORATE COUNCIL PREMIER



GE HealthCare



SCHEDULE-AT-A-GLANCE



SATURDAY, FEBRUARY 10

7:00 AM – 5:00 PM	Attendee Services, Onsite Registration & Badge Pickup	Convention Center Prefunction, Ballroom Level
7:00 AM – 5:00 PM	Speaker Ready Room	Chesapeake A-C, Ballroom Level
7:00 AM – 8:00 AM	Breakfast	Convention Center Prefunction, Ballroom Level
8:00 AM – 5:00 PM	Postgraduate Courses	See pages 25-32
8:00 AM – 5:00 PM	Lactation Lounge	National Harbor 8, Ballroom Level 2

SUNDAY, FEBRUARY 11

7:00 AM – 5:00 PM	Attendee Services, Onsite Registration & Badge Pickup	Convention Center Prefunction, Ballroom Level
7:00 AM – 5:00 PM	Speaker Ready Room	Chesapeake A-C, Ballroom Level
7:00 AM – 8:00 AM	Breakfast	Convention Center Prefunction, Ballroom Level
8:00 AM – 5:00 PM	Lactation Lounge	National Harbor 8, Ballroom Level 2
8:00 AM – 5:00 PM	President's Workshop Day 1	Maryland Ballroom A, Ballroom Level
8:00 AM – 5:00 PM	Postgraduate Courses	See pages 35-40
12:00 PM – 1:00 PM	Industry-Supported Learning Luncheons	See page 20
5:15 PM – 6:45 PM	Division and Practice Directors Meeting	Chesapeake 1 – 3, Ballroom Level
6:00 PM – 7:30 PM	Industry-Supported Evening Symposia	Maryland Ballroom C, Ballroom Level

MONDAY, FEBRUARY 12

7:00 AM – 8:00 PM	Attendee Services, Onsite Registration & Badge Pickup	Convention Center Prefunction, Ballroom Level
7:00 AM – 5:00 PM	Speaker Ready Room	Chesapeake A-C, Ballroom Level
7:00 AM – 8:00 AM	Breakfast	Convention Center Prefunction, Ballroom Level
7:00 AM – 8:00 AM	Industry-Supported Breakfast Symposia	See page 20
8:00 AM – 5:00 PM	Lactation Lounge	National Harbor 8, Ballroom Level 2
8:00 AM – 5:00 PM	Practice Management Consulting Services	Camellia 2, Ballroom Level
8:00 AM – 12:00 PM	Postgraduate Courses	See pages 44-47
8:30 AM – 12:00 PM	President's Workshop Day 2	Maryland Ballroom A, Ballroom Level
9:00 AM – 12:00 PM	Program Director's Course and Meeting	Chesapeake 1 – 3, Ballroom Level
11:30 AM – 1:00 PM	Career Fair	Cherry Blossom Ballroom, Ballroom Level
12:00 PM – 1:00 PM	Industry-Supported Learning Luncheons	See pages 20-21
12:00 PM – 2:00 PM	"Ask-a-Lawyer" Drop-In Sessions with the Abortion Defense Network	Camellia 1, Ballroom Level
1:00 PM – 3:00 PM	Scientific Forums	See pages 50-55
3:15 PM – 3:45 PM	Program Chair Address, President's Address, Lifetime Achievement Awards, Special Presentation by Honorary Member	Potomac Ballroom, Ballroom Level
3:45 PM – 6:00 PM	Oral Plenary Session I and Late-Breaking Research	Potomac Ballroom, Ballroom Level
6:00 PM – 8:00 PM	Opening Reception with Exhibitors	Prince George's CDE, Lower Atrium
7:00 PM – 8:00 PM	DEI Reception	Cherry Blossom Ballroom, Ballroom Level
9:00 PM – 10:30 PM	All Fellows After Glow Reception: 80's Theme	POSE Rooftop Lounge, 18th Floor

TUESDAY, FEBRUARY 13

7:00 AM – 8:00 PM	Attendee Services, Onsite Registration & Badge Pickup	Convention Center Prefunction, Ballroom Level
7:00 AM – 5:00 PM	Lactation Lounge	National Harbor 8, Ballroom Level 2
7:00 AM – 5:00 PM	Speaker Ready Room	Chesapeake A-C, Ballroom Level
7:00 AM – 8:00 AM	Continental Breakfast	Convention Center Prefunction, Ballroom Level
7:15 AM – 7:30 AM	Foundation for SMFM Chair Address	Potomac Ballroom, Ballroom Level
7:30 AM – 8:00 AM	Keynote Address: Healthcare Updates from the Administration	Potomac Ballroom, Ballroom Level
8:00 AM – 5:00 PM	Practice Management Consulting Services	Camellia 2, Ballroom Level
8:00 AM – 10:00 AM	Oral Plenary Session II – Fellows Plenary	Potomac Ballroom, Ballroom Level
10:00 AM – 10:30 AM	Late-Breaking Research Presentations Session II	Potomac Ballroom, Ballroom Level
10:00 AM – 12:00 PM	“Ask-a-Lawyer” Drop-In Sessions with the Abortion Defense Network	Camellia 1, Ballroom Level
10:30 AM – 8:00 PM	Exhibit Hall Open	Prince George’s CDE, Lower Atrium
10:30 AM – 12:00 PM	Poster Session I	Prince George’s CDE, Lower Atrium
11:30 AM – 12:15 PM	Product Theater	Prince George’s CDE, Lower Atrium
12:00 PM – 1:00 PM	Special Interest Groups	See page 59
12:00 PM – 1:00 PM	High Yield Updates for MFMs from CDC	National Harbor 6-7, Ballroom Level 2
12:00 PM – 1:00 PM	State Liaison Networking Event: MFMs Leading State Initiatives and Advocacy to Optimize Pregnancy Outcomes	National Harbor 12-13, Ballroom Level 2
12:00 PM – 1:00 PM	Industry-Supported Learning Luncheons	See page 21
12:00 PM – 1:00 PM	Luncheon Roundtables	See page 59
1:30 PM – 3:30 PM	Oral Concurrent Sessions 1-3	See page 60
3:30 PM – 5:00 PM	Poster Session II	Prince George’s CDE, Lower Atrium
5:00 PM – 6:30 PM	Meet the Fellows and Residents Reception (Invitation Only)	Cherry Blossom Ballroom, Ballroom Level
6:00 PM – 8:00 PM	Networking with a Twist: Mardi Gras Style! and Foundation Silent Auction	Prince George’s CDE, Lower Atrium

WEDNESDAY, FEBRUARY 14

7:00 AM – 5:00 PM	Attendee Services, Onsite Registration & Badge Pickup	Convention Center Prefunction, Ballroom Level
7:00 AM – 5:00 PM	Lactation Lounge	National Harbor 8, Ballroom Level 2
7:00 AM – 5:00 PM	Speaker Ready Room	Chesapeake A-C, Ballroom Level
7:00 AM – 8:00 AM	Continental Breakfast	Convention Center Prefunction, Ballroom Level
7:30 AM – 8:30 AM	Foundation For SMFM Queenan Global Health Awards: A Focus On The International Agency Mentored Research Fellowship	Cherry Blossom Ballroom, Ballroom Level
7:30 AM – 8:30 AM	Industry-Supported Breakfast Symposia	Chesapeake D – F, Ballroom Level
8:00 AM – 5:00 PM	Practice Management Consulting Services	Camellia 2, Ballroom Level
8:00 AM – 10:00 AM	Exhibit Hall Open	Prince George’s CDE, Lower Atrium
8:00 AM – 9:00 AM	Product Theater	Prince George’s CDE, Lower Atrium
8:30 AM – 10:00 AM	Poster Session III	Prince George’s CDE, Lower Atrium
10:00 AM – 12:00 PM	Oral Concurrent Sessions 4-6	See pages 63-64
12:00 PM – 1:00 PM	Special Interest Groups	See pages 64-65
12:00 PM – 1:00 PM	Spotlight on Reproductive Health: Updates from the SMFM Reproductive Health Project	National Harbor 12-13, Ballroom Level 2
12:00 PM – 1:00 PM	Prenatal Genetics Interest Meeting	National Harbor 5, Ballroom Level 2
12:00 PM – 1:00 PM	Industry-Supported Learning Luncheons	See pages 21-22
12:00 PM – 1:00 PM	Luncheon Roundtables	See page 65
1:00 PM – 2:30 PM	Poster Session IV	Prince George’s E, Lower Atrium
3:00 PM – 5:30 PM	Oral Concurrent Sessions 7-9	See page 66
5:30 PM – 6:00 PM	Awards Ceremony and Passing of the Gavel	Potomac Ballroom AB, Ballroom Level

INDUSTRY-SUPPORTED LEARNING

These independent presentations are not part of the official program as planned by the SMFM Program Committee.

ADDRESSING CONTEMPORARY LABOR & DELIVERY CHALLENGES FOR PATIENTS AND CARE TEAMS

Sunday, February 11 | 12:00 PM – 1:00 PM

Location: Chesapeake D - F, Ballroom Level

Learning Objectives:

- Understand the challenges patients and care teams face in the labor and birth process.
- Build awareness around resources and tools available to support safe labor and birth.
- Identify gaps and opportunities in existing products to help optimize outcomes.

Supported by:  CooperSurgical®

INTERROGATION OF FETAL BRAIN PATHOLOGIES WITH ADVANCED SAMSUNG TECHNOLOGIES

Sunday, February 11 | 12:00 PM – 1:00 PM

Location: Chesapeake 4 - 6, Ballroom Level

Interesting fetal brain pathology case studies will be presented demonstrating a variety of Samsung's AI-applied technologies highlighting Samsung's latest 5D CNS+ feature and innovative uses of 3D rendering techniques.

Supported by:  **SAMSUNG**

ANGIOGENIC BIOMARKER (sFlt-1/PLGF) EXPERT SYMPOSIUM

Sunday, February 11 | 6:00 PM – 7:30 PM

Location: Maryland Ballroom C, Ballroom Level

Join Dr. Elizabeth Cherot MD, MBA, Dr. Sarosh Rana, MD, MPH, Dr. Ananth Karumanchi, MD, and Dr. Ravi Thadhani, MD, MPH as they delve into the latest data on maternal morbidity and mortality and discuss the angiogenic biomarkers sFlt-1/PlGF including the latest scientific data, implementation at healthcare institutions, and recent case studies. During this symposium, attendees will have the opportunity to hear from leading experts in the field of maternal health and biomarker research. They will present the latest data on maternal morbidity and mortality, as well as the scientific evidence supporting the use of angiogenic biomarkers in identifying and managing high-risk pregnancies. Several key studies investigating the clinical utility of the angiogenic biomarkers will be reviewed, including the PRAECIS study (one of the largest studies conducted in the U.S.) which demonstrated that a sFlt-1/PlGF ratio cut-off of 40 was able to adequately stratify the risk of pregnant patients hospitalized with hypertension between 23 and 35 weeks gestation. In addition, attendees will learn about the practical implications of implementing biomarkers in healthcare institutions, including strategies for integrating this technology into existing workflows, and the potential benefits for patient outcomes. Case studies will also be presented, showcasing real-world examples of how biomarkers have been successfully used in maternal health settings. These case studies will provide valuable insights into the practical applications of biomarkers, and the ways in which they can be used to potentially improve patient outcomes and reduce maternal morbidity and mortality.

Supported by:  **ThermoFisher**
SCIENTIFIC

CHAMPIONING MATERNAL HEALTH: NOBEL PRIZE-WINNING DISCOVERIES TRANSFORMING PREECLAMPSIA

Monday, February 12, 2024 | 7:00 AM – 8:00 AM

Location: Cherry Blossom Ballroom, Ballroom Level

This thought-provoking symposium on preeclampsia convenes leading experts: Olympic champion and maternal health advocate Allyson Felix; Thomas McElrath, a renowned figure in translational medicine in pregnancy; Maged Costantine, a distinguished maternal-fetal medicine specialist and researcher; and Melissa J. Moore, a respected authority in RNA science. Allison August, Chief Medical Officer of Comanche Biopharma, will moderate the event. The program is designed to deepen the understanding of preeclampsia's complexities among clinicians. It will facilitate a scientific exchange on the latest research and scientific advancements, aiming to foster collaborative efforts in advancing solutions to address this urgent maternal health issue.

Supported by:  **COMANCHE**
BIOPHARMA

MORE THAN 'BLUE' AFTER BIRTH: MANAGING DIAGNOSIS AND TREATMENT OF POST-PARTUM DEPRESSION

Monday, February 12, 2024 | 7:00 AM – 8:00 AM

Location: Chesapeake D - F, Ballroom Level

Sponsored By Physicians' Education Resource and presented by Physicians' Education Resource and supported by an educational grant from Sage Therapeutics and Biogen.

Learning Objectives:

- Implement screening and diagnostic criteria for PPD in women with risk factors.
- Describe the efficacy and safety of pharmacologic therapies for management of PPD.
- Summarize nonpharmacologic approaches that are used in patients with PPD.

Supported by:  **PER**®
Physicians' Education Resource, LLC |  **Sage**
Therapeutics® |  **Biogen**

A DISCUSSION ABOUT THE OBSERVATIONAL, REAL-WORLD EVIDENCE WITH THE JADA® SYSTEM. EXPLORING THE RUBY DATA, PATIENT CASE STUDIES, FACILITY ALGORITHMS, AND DEVICE UTILIZATION LEARNING 3 YEARS AFTER PEARLE

Monday, February 12, 2024 | 12:00 PM – 1:00 PM

Location: Chesapeake 4 - 6, Ballroom Level

This course features an interactive discussion with adopters of the JADA System as part of their abnormal postpartum uterine bleeding and hemorrhage armamentarium. Dr. Goffman will lead the discussion that starts with a review of the JADA System indications for use and clinical evidence. Dr. O'Daniel will add to the discussion with case reviews from their experience with JADA and observed clinical outcomes, and best practices for implementation with their Labor and Delivery teams.

Supported by:  **ORGANON**

ULTRASOUND OF TOMORROW, TODAY: HOW AI AND ADVANCED TECHNOLOGIES ARE CHANGING OBSTETRICS CARE

Monday, February 12, 2024 | 12:00 PM – 1:00 PM

Location: Chesapeake D - F, Ballroom Level

Learning Objectives:

- Learn how new technologies are helping overcome the differences in scanning conditions to deliver next-level imaging capabilities and improved image quality.
- Discover how AI is reducing repetitive tasks and supporting complex decision making.
- See AI in action with a live scanning demonstration of real-time, automatic image recognition, capture, and quality check list.

Supported by:  GE HealthCare

REVOLUTIONIZING DIABETES CARE IN PREGNANCY: THE ROLE OF CONTINUOUS GLUCOSE MONITORING FOR MATERNAL-FETAL HEALTH

Tuesday, February 13, 2024 | 11:30 AM – 12:15 PM

Location: Prince George's Exhibit Hall CDE, Lower Atrium – Product Theater

Continuous Glucose Monitoring (CGM) has revolutionized the management of diabetes, particularly during pregnancy, an era where meticulous blood glucose control is paramount. The unique physiology of pregnancy can render blood glucose levels unpredictable. Enter CGM—a tool that provides real-time, dynamic glucose readings, giving clinicians an unparalleled insight into glycemic patterns.

In this presentation we will review the latest clinical evidence on the use of CGM during pregnancy demonstrating the benefits of using CGM over traditional self-monitoring of blood glucose (SMBG). One significant trial, the CONCEPTT study, showcased that pregnant woman with type 1 diabetes using CGM experienced better glycemic control and fewer adverse neonatal outcomes than those using SMBG. This can translate to healthier pregnancies and reduced healthcare costs associated with neonatal complications.

We will explore the role of CGM during this time and how it can assist in the early detection of hypoglycemic and hyperglycemic events, facilitating timely interventions. It's invaluable for tracking nocturnal glucose levels, minimizing risks when the mother is asleep.

We will explore the features and benefits of the Dexcom G7 and show how you can easily incorporate this into clinical practice. CGM provides an unrivaled depth of glucose information, promoting optimal maternal and neonatal outcomes in pregnancies complicated by diabetes. Embracing this technology in maternal-fetal medicine can lead to healthier outcomes for both mom and baby.

Supported by: 

ADVANCEMENTS IN PREECLAMPSIA RISK ASSESSMENT ACROSS ALL TRIMESTERS USING BLOOD-BASED BIOCHEMICAL MARKERS

Tuesday, February 13, 2024 | 12:00 PM – 1:00 PM

Location: Chesapeake 4 - 6, Ballroom Level

Hear from scientific leaders on the latest breakthrough biomarkers to help in the risk assessment and clinical management of preeclampsia across U.S. patient populations in the first, second, and third trimesters.

Supported by: 

MATERNAL FETAL IMMUNOLOGY: A NEW FRONTIER

Tuesday, February 13, 2024 | 12:00 PM – 1:00 PM

Location: Chesapeake D - F, Ballroom Level

Learning Objectives:

- Review epidemiology, burden, and pathophysiology of Hemolytic Disease of the Fetus and Newborn (HDFN) to raise disease awareness.
- Understand from a patient and healthcare provider's perspective, the unmet need for awareness and treatment advancement for this disease.
- Bring awareness to top-line data on novel therapies being evaluated for HDFN.
- Provide insight into future areas of maternal-fetal therapies.

Supported by: 

MATERNAL HEALTH MATTERS: FINDINGS FROM PRENATAL GENETIC SCREENING WITH APPLICATIONS BEYOND PREGNANCY CARE

Wednesday, February 14, 2024 | 7:30 AM – 8:30 AM

Location: Chesapeake D - F, Ballroom Level

This presentation will review recently published studies where prenatal cell-free DNA (cfDNA) screening and carrier screening results revealed important genetic findings about maternal health.

Supported by: 

A MATERNAL VACCINE TO HELP PROTECT INFANTS AGAINST RSV FROM BIRTH THROUGH 6 MONTHS

Wednesday, February 14, 2024 | 8:00 AM – 9:00 AM

Location: Prince George's Exhibit Hall CDE, Lower Atrium – Product Theater

Learning Objectives:

- Disease burden of RSV in infants.
- RSV prevention landscape.
- ABRYSV0 clinical development program.
- ABRYSV0 efficacy and safety data.
- CDC recommendation for ABRYSV0 maternal vaccination.
- Administration of ABRYSV0.

Supported by: 

ANTENATAL CORTICOSTEROIDS: TIMING, CONTROVERSY AND IMPLEMENTATION IN PRACTICE

Wednesday, February 14, 2024 | 12:00 PM – 1:00 PM

Location: Chesapeake 4 - 6, Ballroom Level

Learning Objectives:

- Review fetal lung development.
- Acknowledge historical contributions.
- Summarize recently published clinical studies.
- Describe current recommendations.
- Discuss controversies.

Supported by: 

MATERNAL-FETAL TELEMEDICINE – TRANSFORMING THE PREGNANCY JOURNEY WITH HYBRID CARE

Wednesday, February 14, 2024 | 12:00 PM – 1:00 PM

Location: Chesapeake D - F, Ballroom Level

Learning Objectives:

- Learn how U.S. federal and state policymakers view maternal health challenges and what they are doing to support healthcare providers and patients.
- Discuss how hybrid in-person and remote care can transform the high-risk pregnancy journey, learning from first-hand experience at the Sheba Medical Center.

Supported by: 



PARTNERS
IN ABORTION CARE


Proudly located in College Park, Maryland

Abortion care to **34.0 weeks**

Financial & practical support assistance available

Advanced practice clinician/physician partnership

To refer or schedule call 301-932-1222
or visit partnersclinic.com



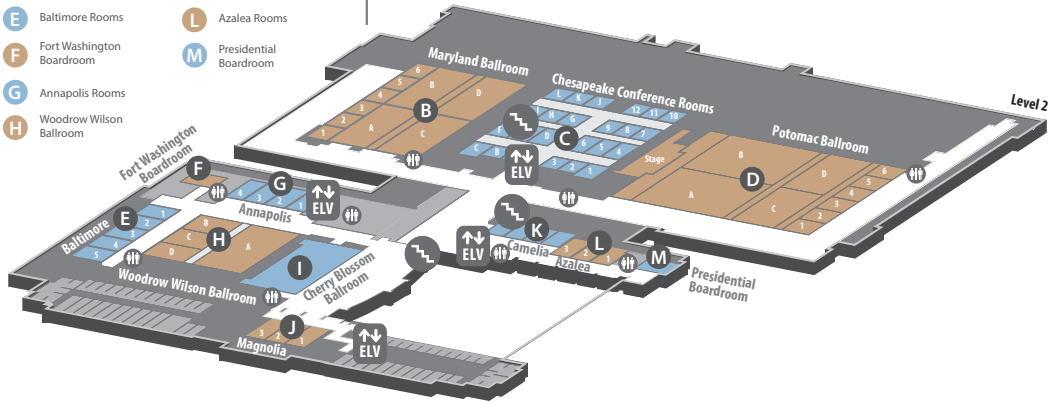
FOLLOW **#SMFM24**
ON SOCIAL AND DISCOVER THE
LATEST NEWS, GROUNDBREAKING
SCIENCE, PHOTOS, AND MORE DURING
THE PREGNANCY MEETING.



GAYLORD NATIONAL RESORT AND CONVENTION CENTER MAP

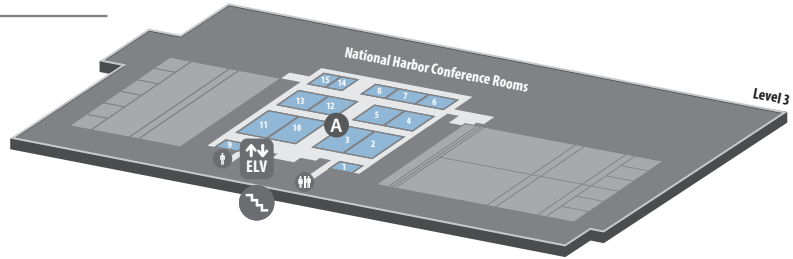
Ballroom Level

- B Maryland Ballroom
- C Chesapeake Conference Rooms
- D Potomac Ballroom
- E Baltimore Rooms
- F Fort Washington Boardroom
- G Annapolis Rooms
- H Woodrow Wilson Ballroom
- I Cherry Blossom Ballroom
- J Magnolia Rooms
- K Camellia Rooms
- L Azalea Rooms
- M Presidential Boardroom



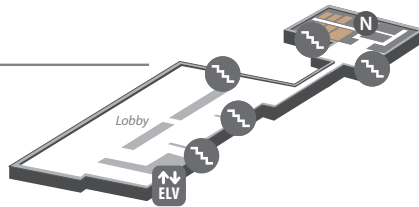
National Harbor Conference Rooms

- A National Harbor Conference Rooms



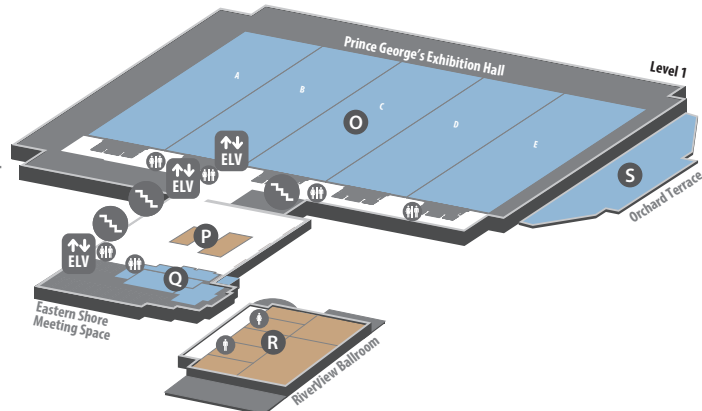
Lobby Level

- N Mezzanine Conference Rooms




Lower Atrium

- O Prince George's Exhibition Hall
- P Town Square
- Q Eastern Shore Meeting Space
- R RiverView Ballroom
- S Orchard Terrace



SATURDAY, FEBRUARY 10

DAILY SCHEDULE-AT-A-GLANCE

7:00 AM – 5:00 PM	Attendee Services, Onsite Registration & Badge Pickup	Convention Center Prefunction, Ballroom Level
7:00 AM – 5:00 PM	Speaker Ready Room	Chesapeake A-C, Ballroom Level
7:00 AM – 8:00 AM	Breakfast	Convention Center Prefunction, Ballroom Level
8:00 AM – 5:00 PM	Postgraduate Courses	See pages 25-32
8:00 AM – 5:00 PM	Lactation Lounge supported in part by:  Obstetrics, Gynecology and Reproductive Sciences	National Harbor 8, Ballroom Level 2

MOBILE APP

The mobile app keeps you connected with every aspect of the Pregnancy Meeting including sessions, speakers, networking events and exhibits.

- Step 1:** Log in to your account using your email address and registration ID.
- Step 2:** Update your profile and add a picture.
- Step 3:** Explore!



POSTGRADUATE COURSES



THE COMPLETELY UN-ROUTINE: RARE FETAL AND MATERNAL DISEASE

8:00 AM – 3:00 PM | Maryland Ballroom A, Ballroom Level

Course Chairs: Stefanie Hollenbach, MD, PhD; Rashmi Rao, MD

MFM physicians care for pregnant people with complex and rare conditions, which can be life-threatening. When certain conditions are encountered in ultrasound, they can pose significant diagnostic dilemmas. This course aims to provide structured content and discussion for maternal and fetal conditions and related care dilemmas for when the truly “unroutine” is encountered.

Supported by an educational grant from Janssen Biotech, Inc., administered by Janssen Scientific Affairs, LLC.

Learning Objectives:

1. Describe the approach to complex fetal anomaly evaluation and management.
2. Identify intersections of embryologic structures resulting in patterns of anomalies.
3. Discuss available resources for rare diseases and registries.
4. Examine images and findings for complex anomaly syndromes, including imaging pearls.
5. Discuss best care for pregnant people with complex diseases.
6. Develop care plans for rare diseases for multidisciplinary maternal/fetal care.
7. List key areas for determining best practices, medication safety in pregnancy, and lactation.
8. Characterize approach to patients with diseases with limited data in pregnancy.

8:00 AM	Welcome and Introductions	Stefanie Hollenbach, MD, PhD; Rashmi Rao, MD
8:10 AM	Obstetrics in Rural Medicine	Ibrahim Hammad, MD, MSCI
8:35 AM	Unique Mechanism Trauma in Pregnancy	Stefanie Hollenbach, MD, PhD
9:00 AM	Emerging Virology/Vaccine in Pregnancy	Ai-ris Collier, MD
9:25 AM	The Dilated Esophagus	Anuradha Devabhaktuni, MD, MPH
9:45 AM	Panel Discussion with Q&A	Ai-ris Collier, MD; Anuradha Devabhaktuni, MD, MPH; Ibrahim Hammad, MD, MSCI; Stefanie Hollenbach, MD, PhD; Rashmi Rao, MD
10:00 AM	REFRESHMENT BREAK	
10:30 AM	Maternal Metabolic and Genetic Disorders	Rashmi Rao, MD
10:55 AM	Fetal Genetic Syndromes	Christina Han, MD
11:20 AM	Congenital HSV	Bridget Donovan, MD
11:40 AM	Thyroid Storm: Complication of Molar Pregnancy	Derek Lee, MD
12:00 PM	LUNCH BREAK	
1:00 PM	Skeletal Dysplasia	Loralei Thornburg, MD
1:25 PM	Fetal Hydrops	Teresa Sparks, MD, MAS
1:50 PM	Rare Teratogens	Sarah Obican, MD
2:15 PM	Post-Operative Abdominal Pain	Amrita Roy, MD
2:35 PM	Maternal Bombay Phenotype	Kristin Darwin, MD
2:55 PM	Panel Discussion with Q&A	Kristin Darwin, MD; Bridget Donovan, MD; Christina Han, MD; Derek Lee, MD; Sarah Obican, MD; Rashmi Rao, MD; Amrita Roy, MD; Teresa Sparks, MD, MAS; Loralei Thornburg, MD



FOCUS ON OUTPATIENT: QUALITY AND SAFETY FOR AMBULATORY AND TELEMEDICINE MFM CARE

8:00 AM – 4:30 PM | Maryland Ballroom D, Ballroom Level

Course Chairs: Andrew Combs, MD, PhD; Christina Davidson, MD; Rebecca Hamm, MD, MSCE

This course is designed to equip MFMs involved or planning to become involved in implementing maternal safety and quality improvement in their ambulatory settings, including telemedicine, with practical tools and metrics.

Learning Objectives:

1. Describe strategies to improve patient safety in the ambulatory setting.
2. Explain how health equity and patient-centered care can be integrated into quality improvement and safety strategies in the ambulatory setting.
3. Outline the key components for optimizing the delivery of telemedicine services.
4. Differentiate the approach to ambulatory care for high-risk conditions requiring multidisciplinary care.
5. Explain how to develop and track patient safety metrics in the ambulatory setting.
6. Explain the importance of organizing an ambulatory quality review committee.

8:00 AM	Welcome, Overview, Housekeeping	Christina Davidson, MD; Andrew Combs, MD, PhD; Rebecca Hamm, MD, MSCE
8:10 AM	Medical Office Safety Regulations, Requirements, and Certifications	Samuel Bauer, MD, MBA
8:45 AM	Measuring Quality and Patient Safety in the Ambulatory Setting (Substance Use and Depression Screening, HIV and Syphilis Testing, Contraception Planning)	Niraj Chavan, MD, MPH
9:15 AM	Measuring Quality of Prenatal Ultrasound Examinations	Andrew Combs, MD, PhD
9:45 AM	Panel Discussion with Q&A	Samuel Bauer, MD, MBA, FACHE, CPE, FACOG; Niraj Chavan, MD, MPH; Andrew Combs, MD, PhD
10:00 AM	REFRESHMENT BREAK	
10:30 AM	Using Checklists to Optimize Common Maternal-Fetal Conditions (Diabetes, Multiple Gestation, HIV)	Rebecca Hamm, MD, MSCE
11:00 AM	Obstetric Emergencies in the Ambulatory Setting and Safe Transfer to Inpatient Care	Dena Goffman, MD
11:30 AM	Quality of Care and Patient Safety Considerations for Telemedicine Encounters	Andrew Healy, MD
12:00 PM	LUNCH BREAK	
1:00 PM	Health Equity and Patient-Centered Care in the Ambulatory Setting (Health Literacy, Counseling, Patient Education Materials, How to Minimize Prescription Errors)	Christina Davidson, MD
1:30 PM	Use of Specialized Clinics to Optimize Care Management of Substance Use Disorders	Catherine Eppes, MD, MPH
2:00 PM	Developing MFM/Medical Specialty Joint Clinics to Optimize Care Management of Pregnant People	Manisha Gandhi, MD
2:30 PM	Postpartum Care Coordination for the Medically Complex Patient	Jamie Morgan, MD
3:00 PM	REFRESHMENT BREAK	
3:30 PM	Developing an Ambulatory Quality Review Process and Committee for MFM	Jeny Ghartey, DO, MS
4:00 PM	Panel Discussion with Q&A	Rebecca Hamm, MD, MSCE; Dena Goffman, MD; Andrew Healy, MD; Christina Davidson, MD; Catherine Eppes, MD, MPH; Manisha Gandhi, MD; Jamie Morgan, MD; Jeny Ghartey, DO, MS



COMMON TO COMPLEX: A PRACTICAL APPROACH TO CARDIAC DISEASE IN PREGNANCY

8:00 AM – 5:00 PM | Maryland Ballroom C, Ballroom Level

Course Chairs: Ponnila Marinescu, MD; Stephanie Purisch, MD

This course is designed to bring together providers in maternal-fetal medicine interested in developing a robust knowledge base of the pathophysiologic underpinnings and management strategies of pregnant individuals with cardiac disease. Case-based lectures from experts in multiple disciplines (MFM, cardiology, anesthesia) will provide attendees with a practical approach to the most common and most complex scenarios faced in cardio-obstetric care. Additional lectures on health disparities and the burden of maternal/parental mortality will further enhance learning and put into perspective the need for comprehensive multidisciplinary care.

Learning Objectives:

1. Distinguish a patient's risk for cardiovascular events in pregnancy and discuss the impacts of disease physiology on pregnancy and the impact of pregnancy on disease physiology.
2. Identify the most common and complex cardiac conditions in pregnancy and discuss key management strategies.
3. Outline a delivery plan for cardiac patients, including mode of delivery, type of anesthesia, and necessary cardiac monitoring.
4. Discuss the importance of multidisciplinary care in complex patient management and its potential impact on maternal/parental mortality.

8:00 AM	Welcome and Introductions	Ponnila Marinescu, MD; Stephanie Purisch, MD
8:10 AM	How Does Pregnancy Physiology Influence Cardiac, Obstetric, and Fetal Risk?	Afshan Hameed, MD
8:30 AM	Preconception Counseling: Risk Stratification, Diagnostic Testing, and Genetic Assessment	Candice Silversides, MS, MD, FRCPC
8:50 AM	Hypertension: Impact and Implications	Natalie Bello, MD, MPH
9:10 AM	Arrhythmias: Diagnoses and Devices	Erich Kiehl, MD, MS
9:30 AM	Valvular Disease—Should We Be Worried?	Mark Marinescu, MD
9:50 AM	Panel Discussion with Q&A	Afshan Hameed, MD; Candice Silversides, MS, MD; Natalie Bello, MD, MPH; Erich Kiehl, MD, MS; Mark Marinescu, MD
10:00 AM	REFRESHMENT BREAK	
10:30 AM	How Do I Manage Fontan Physiology and Other Congenital Heart Diseases During Pregnancy?	Doreen DeFaria Yeh, MD
10:50 AM	Pulmonary Hypertension: Challenges and Clinical Pearls	Uri Elkayam, MD
11:10 AM	Clinical Considerations for the Assessment and Management of Coronary Disease in Pregnancy	Anna Bortnick, MD, PhD, MSc
11:30 AM	Peripartum Cardiomyopathy: Assessment, Diagnosis and Management	Dennis McNamara, MD
11:50 AM	Panel Discussion with Q&A	Doreen DeFaria Yeh, MD; Uri Elkayam, MD; Anna Bortnick, MD, PhD, MSc; Dennis McNamara, MD
12:00 PM	LUNCH BREAK	
1:00 PM	After Lunch Lecture Introductions and Regrouping	Ponnila Marinescu, MD; Stephanie Purisch, MD
1:10 PM	Cardiac Surgery in Pregnancy: Risks, Benefits, Goals...and ECMO	Sandhya Murthy, MD
1:30 PM	Anesthesia Considerations for the Obstetric Cardiac Patient	Katherine Arendt, MD
1:50 PM	Labor and Delivery Physiology and Pearls for the Cardiac Patient	Lisa Levine, MD, MSCE
2:10 PM	Multidisciplinary Care: The Pregnancy Heart Team	Diana Wolfe, MD, MPH
2:30 PM	Tales From a Cardio-Obstetrics Program: Complex Maternal Valvular Disease in the Setting of Placenta Accreta Spectrum	Jennifer Haythe, MD
2:50 PM	Panel Discussion with Q&A	Katherine Arendt, MD; Jennifer Haythe, MD; Lisa Levine, MD, MSCE; Sandhya Murthy, MD; Diana Wolfe, MD, MPH
3:00 PM	REFRESHMENT BREAK	

3:30 PM	The Impact of Pregnancy on Long Term Cardiovascular Health	Michael Honigberg, MD, MPP
3:50 PM	The 4 TH Trimester: Adverse Pregnancy Outcomes and the Need for a Postpartum Program	Graeme Smith, MD, PhD
4:10 PM	Health Equity: The Burden of Maternal/Parental Mortality	Rachel Bond, MD
4:55 PM	Closing Remarks	Ponnila Marinescu, MD; Stephanie Purisch, MD



LANGUAGE MATTERS: IMPACTS ON ACCESS TO ABORTION CARE AND POLICY

8:00 AM – 5:00 PM | Potomac Ballroom 4 - 6, Ballroom Level

Course Chairs: Sarah Horvath, MD, MSHP; Cara Heuser, MD; Carly Dahl, MD

In this interactive postgraduate course, we will explore the impact of language on patient-centered abortion care through values clarification, hospital and institutional policies, state and national legislation, and the ensuing confusion created by interpretation across domains. We will provide a multidimensional approach to the importance of consistent abortion care language in clinical, institutional, political, and legal contexts.

Learning Objectives:

1. Recognize the significance of language in patient-centered abortion care within clinical, institutional, political, and legal contexts.
2. Describe the complexities of patient-centered reproductive decision-making and its impact on access to comprehensive reproductive health, including abortion.
3. Discuss methods to facilitate discussions and advocate for patients at various levels, including the individual, hospital, state, and national levels, to ensure just and equitable reproductive healthcare and enhance access to abortion care.

8:00 AM	Introduction to Language in Abortion Care	Carly Dahl, MD; Sarah Horvath, MD, MSHP; Cara Heuser, MD
8:35 AM	Values Clarification Session: Abortion Care	Sarah Horvath, MD, MSHP; Nisha Verna, CFP; Leilah Zahedi-Spung, MD
10:00 AM	REFRESHMENT BREAK	
10:30 AM	Varying Institutional Interpretation of State Policy	Carly Dahl, MD; Clark Johnson, MD, MPH; Sarah Horvath, MD, MSHP; Justin Lappen, MD; Nisha Verna, CFP; Leilah Zahedi-Spung, MD
11:20 AM	Interactions Between Institutional and State Policy	Carly Dahl, MD; Clark Johnson, MD, MPH
12:00 PM	LUNCH	
1:00 PM	National Level Policies	Skye Perryman, JD
2:00 PM	Advocacy Language	Colleen McNicholas, DO, MSCI
3:00 PM	REFRESHMENT BREAK	
3:30 PM	Panel Discussion: State Policy-Making and Ballot Initiatives	Elise Boos, MD, MSc; Cara Heuser, MD; Justin Lappen, MD
4:30 PM	Faculty Debrief: Moving Forward Proactively	Carly Dahl, MD; Cara Heuser, MD; Sarah Horvath, MD, MSHP



THE FOURTH TRIMESTER AND BEYOND: OPTIMIZING POSTPARTUM MATERNAL CARDIOMETABOLIC HEALTH

8:00 AM – 5:00 PM | Potomac Ballroom 1-3, Ballroom Level

Course Chairs: Suchitra Chandrasekaran, MD, MSCE; Amy Valent, DO

Rates of hypertensive disease in pregnancy, gestational diabetes, fetal growth restriction, and excessive gestational weight gain are increasing in all pregnancies. Experiencing metabolic dysfunction or cardiovascular complications in pregnancy significantly increases the risk for lifelong cardiometabolic disease, including arteriosclerotic cardiovascular disease, metabolic syndrome, type 2 diabetes, and stroke. ACOG recommends follow up care in the “4th trimester” for those who experience hypertensive disease or gestational diabetes but actual protocols or guidelines are less clear. Therefore, this course will highlight diverse methods to provide a multimodal postpartum care approach to mitigate long-term maternal cardiometabolic dysfunction.

This postgraduate course will focus on identifying clinical practices, processes, and methods to optimize postpartum maternal health for those at risk for long term cardiometabolic dysfunction. It will highlight the imminent need for and challenges faced to provide postpartum support and care, ultimately mitigating the development of long-term cardiometabolic dysfunction.

Learning Objectives:

1. Identify the significance and importance of providing care and support in the 4th trimester and beyond.
2. Discuss methods to implement remote technology into management strategies to care for patients with cardiometabolic disorders.
3. List methods and pearls learned from the course on mental health, lactation, nutrition, lifestyle behaviors, and weight loss to implement them into their practice.

8:00 AM	Welcome and Introductions: Care Model, Care Application, and Care Management	Suchitra Chandrasekaran, MD, MSCE; Amy Valent, DO
8:30 AM	The 4 TH Trimester and Beyond: Long Term Maternal Health Implications	Lauren Theilen, MD, MSCI
9:00 AM	Diabetes Management In the Postpartum Period And Beyond: Approaches and Challenges	Ebony Carter, MD, MPH
9:30 AM	Long Term Cardiovascular Health	Swati Shree, MD
10:00 AM	REFRESHMENT BREAK	
10:30 AM	Methods to Enhance Postpartum Maternal Mental Health Support	Uruj Kamal Haider, MD
11:00 AM	Practicing Culturally Sensitive Postpartum Care	Leonela Nelson, MPH
11:30 AM	Panel Discussion with Q&A	Lauren Theilen, MD, MSCI; Nancy Byatt, MD; Ebony Carter, MD, MPH; Suchitra Chandrasekaran, MD, MSCE; Leonela Nelson, MPH; Swati Shree, MD; Amy Valent, DO
12:00 PM	LUNCH	
1:00 PM	WIC: Securing the Nutritional Well-Being of the Next Generation	Darlana Birch, MBA, RDN
1:30 PM	Postpartum Weight Loss and Nutrition: Creating a Path to Success	Erin Ferranti, PhD, MPH, RN
2:00 PM	“When Can I Start Working Out?” Exercise and Activity Postpartum	Danielle Prentice, DO
2:30 PM	Lactation the Real Deal	Erica Gunderson, PhD
3:00 PM	REFRESHMENT BREAK	
3:30 PM	Postpartum Hypertension/Remote Monitoring	Alisse Hauspurg, MD
4:00 PM	Alternative Payment Models: Incentivizing High-Value Care in Pregnancy, the Fourth Trimester, and Beyond	Jordan Stone, MD
4:30 PM	Panel Discussion with Q&A	Darlana Birch, MBA, RDN; Erin Ferranti, PhD, MPH, RN; Erica Gunderson, PhD; Alisse Hauspurg, MD; Danielle Prentice, DO; Jordan Stone, MD



INSIGHTS INTO PRENATAL ULTRASOUND SCREENING CO-DIRECTORSHIP WITH AIUM (AMERICAN INSTITUTE OF ULTRASOUND IN MEDICINE) OBSTETRIC COMMUNITY OF PRACTICE

8:00 AM – 5:00 PM | Potomac Ballroom C, Ballroom Level

Course Chairs: Pamela Foy, MS, RDMS; Antonia Oladipo, MD, MSCI; Sami Makaroun, MD

Prenatal ultrasound is a nearly ubiquitous, but strongly operator dependent, screening tool for pregnancy assessment. In the setting of limited training or experience, there may be an increased risk of undiagnosed fetal anomalies, non-fetal obstetric pathology, or gynecologic pathology. However, other implications of widespread use may also include the potential for overdiagnosis of findings with limited or nuanced clinical implications, increased maternal anxiety, and increased financial costs.

Learning Objectives:

1. Review the latest practice guidance from AIUM and SMFM pertaining to 1ST and 2ND trimester ultrasound examinations.
2. Identify the appropriate clinical scenarios for both specific ultrasound exams (e.g., nuchal translucency, cervical length, and detailed anatomic surveys) and for specific ultrasound techniques (e.g., B-mode, Doppler, and 3D ultrasound with multiplanar reconstruction).
3. Describe systematic approaches to identifying specific fetal anomalies to create a foundation for general screening protocols.
4. Analyze techniques in acquiring advanced imaging to screen for common and less common abnormalities.

8:00 AM	Welcome and Introductions	Pamela Foy, MS, RDMS; Antonia Oladipo, MD, MSCI; Sami Makaroun, MD
8:05 AM	Obstetric Ultrasound as Screening: Scanning for Gold	Sami Makaroun, MD
8:30 AM	Scanning Tips and Tricks	Pamela Foy, MS, RDMS
8:55 AM	First Trimester Screening and Genetic Assessment	Marisa Gilstrap, MD
9:20 AM	The Early Growth Restricted Fetus and Skeletal Dysplasia	Karla Bermudez Wagner, MD
9:45 AM	Panel Discussion with Q&A	Karla Bermudez Wagner, MD; Pamela Foy, MS, RDMS; Marisa Gilstrap, MD; Sami Makaroun, MD
10:00 AM	REFRESHMENT BREAK	
10:30 AM	Twins and Beyond: Unraveling Multifetal Monochorionicity	Antonia Oladipo, MD, MSCI
10:55 AM	Multivessel Doppler: Indications and Technique	Anna Binstock, MD
11:20 AM	The Detailed Anatomy Scan: GI and GU	Lisa Zuckerwise, MD
11:45 AM	Panel Discussion with Q&A	Anna Binstock, MD; Antonia Oladipo, MD, MSCI; Lisa Zuckerwise, MD
12:00 PM	LUNCH	
1:00 PM	Introduction to Afternoon Presentations	Pamela Foy, MS, RDMS, Antonia Oladipo, MD, MSCI, Sami Makaroun, MD
1:05 PM	Screening of the Fetal Brain and Central Nervous System	Bryann Bromley, MD
1:30 PM	The Fetal Neurosonogram	Ana Monteagudo, MD
1:55 PM	Screening of the Fetal Heart and Great Vessels	Alfred Abuhamad, MD
2:20 PM	The Fetal Echocardiogram	Mary Donofrio, MD
2:45 PM	Panel Discussion with Q&A	Alfred Abuhamad, MD; Mary Donofrio, MD; Bryann Bromley, MD; Ana Monteagudo, MD
3:00 PM	REFRESHMENT BREAK	
3:30 PM	Cervical Length: Guidelines and Pitfalls	Mishella Perez, BS, RDMS, RDCS
3:55 PM	Novel Clues and Diagnostic Criteria for Placenta Accreta Spectrum	Lorraine Toner, MD, MS
4:20 PM	Common Adnexal Abnormalities in Pregnancy	Timothy Canavan, MD, MSc, FAIUM
4:45 PM	Q&A and Wrap-Up	Mishella Perez, BS, RDMS, RDCS; Lorraine Toner, MD, MS; Timothy Canavan, MD, MSc, FAIUM



PEARLS AND PARADIGMS: COLLABORATION BETWEEN MFM AND SUBSPECIALITIES IN MATERNAL FETAL SURGERY PRESENTED JOINTLY WITH THE NORTH AMERICAN FETAL THERAPY NETWORK (NAFTNET)

8:00 AM – 5:00 PM | Potomac Ballroom D, Ballroom Level

Course Chairs: Mounira Habli, MD, MSCR; Eyal Krispin, MD; Nahla Khalek, MD, MPH, MMedEd

This postgraduate course is designed to highlight collaborative research and clinical efforts in the field of prenatal diagnosis managed with maternal fetal surgery, across the spectrum of specialties required for optimizing care of the maternal fetal dyad affected with a prenatal diagnosis of a congenital difference. The course will feature paradigms of team science by leveraging the strengths and expertise of professionals trained in multiple disciplines coming together for the purpose of optimizing obstetric and neonatal outcomes for the cohort of pregnant persons affected with diagnoses amenable to maternal fetal surgery. The course will feature pearls in prenatal diagnosis of structural anomalies mitigated by fetal surgery, highlight ongoing work, and encourage collaboration. This forum is designed to bring together those interested in maternal fetal medicine, clinical genetics, prenatal imaging, maternal fetal surgery, obstetric and fetal anesthesia, neonatology and pediatric surgery.

Learning Objectives:

1. Discuss pearls in the prenatal diagnosis of structural anomalies mitigated by maternal fetal surgery.
2. Demonstrate how collaboration between MFM and multiple subspecialties optimizes maternal and neonatal outcomes.
3. Illustrate ongoing innovations in field of maternal fetal surgery.

8:00 AM	Welcome and Introductions	Mounira Habli, MD, MSCR; Eyal Krispin, MD; Nahla Khalek, MD, MPH, MMedEd
8:05 AM	Maternal Fetal Surgical (Team) Medicine	Nahla Khalek, MD, MPH, MMedEd
8:20 AM	Pearls in Prenatal Diagnosis and Antenatal Evaluation of Open Neural Tube Defects (ONTD)	Jena Miller, MD
8:40 AM	Fetoscopic Interventions for ONTD	Jose L. Peiro, MD, PhD
9:00 AM	Closing the Gap in Prenatal ONTD Repair: Potential Techniques to Reduce Uterine Scar Dehiscence and Rupture	Michael Zaretsky, MD
9:20 AM	Supporting Patients and Families with Multidisciplinary Collaboration and a Fetal ONTD Advanced Practice Nurse Program Coordinator	Katie Schmidt, MSN, CRNP
9:40 AM	Prenatal Imaging Pearls: Gastrointestinal (GI) Atresias and Fistulas	Anthony Odibo, MD
10:00 AM	REFRESHMENT BREAK	
10:30 AM	Postnatal Care and Surgical Approaches to GI Atresias and Fistulas	Erin Perrone, MD
10:50 AM	Pearls in Prenatal Diagnosis and Antenatal Evaluation of Congenital Anomalies of the Kidney and Urinary Tract (CAKUT)	Katherine Kohari, MD
11:10 AM	Fetal Therapy for CAKUT: Innovations for Future Care	Yair Blumenfeld, MD; Braxton Forde, MD
11:30 AM	CAKUT: Postnatal Care Considerations	Michael Braun, MD
11:50 AM	Panel Discussion with Q&A	Michael Braun, MD; Yair Blumenfeld, MD; Braxton Forde, MD; Nahla Khalek, MD, MPH, MMedEd; Katherine Kohari, MD; Jena Miller, MD; Erin Perrone, MD
12:00 PM	LUNCH	
1:00 PM	Pearls in Prenatal Diagnosis of Congenital Diaphragmatic Hernia (CDH)	Eyal Krispin, MD
1:20 PM	Update on In-Utero Therapies for CDH	Eric Bergh, MD
1:40 PM	Neonatal and Surgical Management Considerations in CDH	Foong Lim, MD
2:00 PM	Prenatal Imaging Pearls: Congenital Pulmonary Airway Malformation (CPAM)	Ryne Didier, MD
2:20 PM	Antenatal Management of CPAM	Mounira Habli, MD, MSCR
2:40 PM	Postnatal Care and Surgical Approaches in CPAM	Raphael Sun, MD
3:00 PM	Panel Discussion with Q&A	Eric Bergh, MD; Ryne Didier, MD; Nahla Khalek, MD, MPH, MMedEd; Eyal Krispin, MD; Foong Lim, MD; Mounira Habli, MD, MSCR; Raphael Sun, MD

3:20 PM	REFRESHMENT BREAK	
3:30 PM	Approach to Fetal Teratoma	Alireza Shamshirsaz, MD
3:50 PM	Fetal Cardiac Intervention: Altering the Course for Some Single Ventricle Lesions	Ellie Ragsdale, MD
4:10 PM	Fetal Embolization for Vein of Galen Malformations	Darren Orbach, MD, PhD
4:30 PM	Psychological Impact of Fetal Diagnosis and Intervention in Expectant Parents	Christina (Nina) Paidas Teeffey, MD, PMH-C
4:50 PM	Panel Discussion with Q&A	Mounira Habli, MD, MSCR; Eyal Krispin, MD; Nahla Khalek, MD, MPH, MMedEd; Darren Orbach, MD, PhD; Christina (Nina) Paidas Teeffey, MD, PMH-C; Ellie Ragsdale, MD; Alireza Shamshirsaz, MD



2024 EMERGING LEADERS PROGRAM

Sponsored by Johnson & Johnson Healthcare Systems

The Society for Maternal-Fetal Medicine recognizes the importance of diversity, equity, inclusion, and belonging (DEIB) in promoting optimal perinatal outcomes for all patients. In line with this commitment, SMFM is proud to offer its Emerging Leaders Program as a means of nurturing and empowering physicians who can advocate for their patients' unique needs.

The program seeks to equip participants with the skills and knowledge necessary to effect positive change with their patients and to foster a strong sense of leadership and professionalism among emerging healthcare providers.



Submit Your Applications by February 25, 2024

Details at SMFM.org/ELP

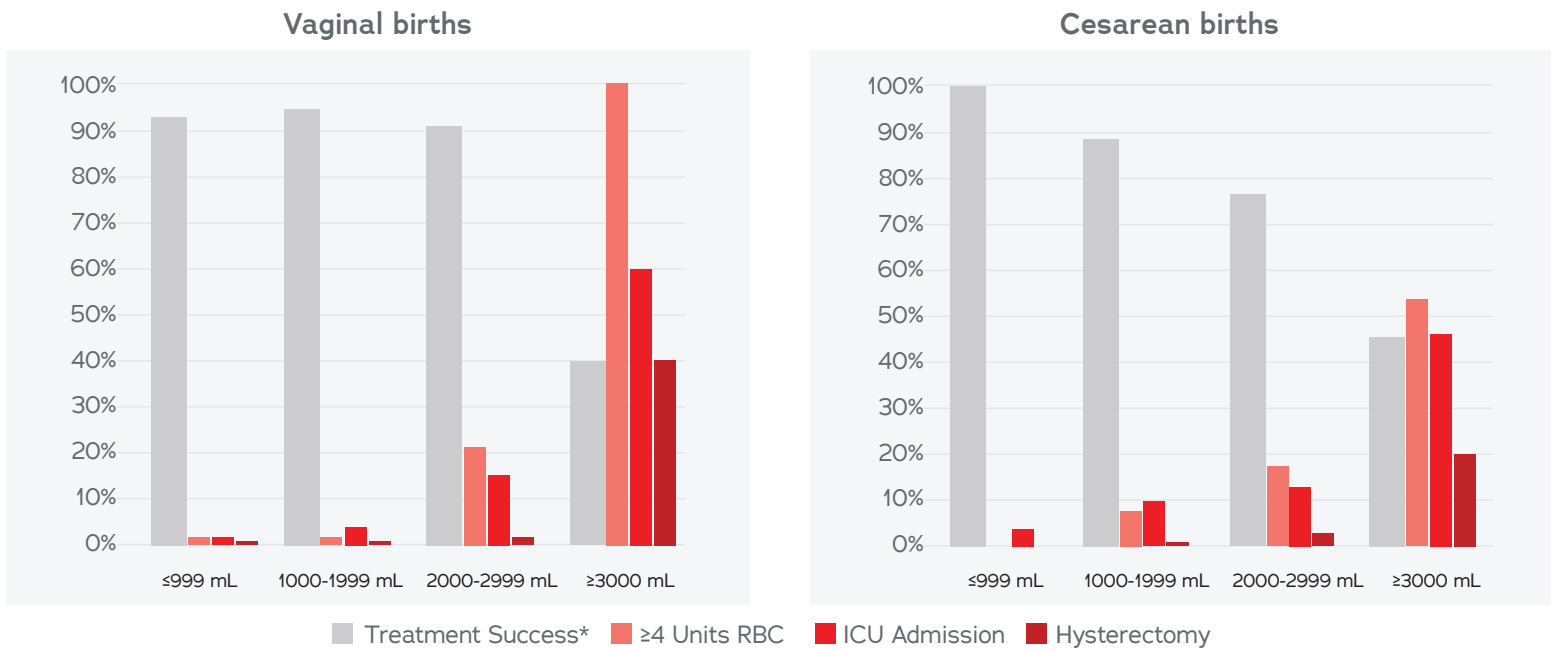
WHY WAIT TO TREAT PPH?



NEW Real-World Observational Study of the JADA® System in 800 Patients¹

The JADA® System is intended to provide control and treatment of abnormal postpartum uterine bleeding or hemorrhage when conservative management is warranted.

TREATMENT SUCCESS* AND SMM BY BLOOD LOSS AT DEVICE INSERTION¹



OBSERVATIONS FROM REVIEWING PATIENT CASES THAT RECEIVED STANDARD OF CARE PLUS JADA

Treatment success rates generally decrease as blood loss before device insertion increases

Lower blood loss prior to device insertion was associated with lower SMM



Scan to read the full RUBY manuscript in *Obstetrics & Gynecology*

Please see the Instructions for Use for contraindications, warnings, precautions, and other important information at thejadasystem.com/ifu

PPH = postpartum hemorrhage; SMM = severe maternal morbidity; RBC = red blood cells; ICU = intensive care unit.
 *Treatment success was defined as bleeding control after insertion with no treatment escalation or bleeding recurrence after initial bleeding control and device removal.
 Reference: 1. Goffman D, et al. Real-world utilization of an intrauterine, vacuum-induced, hemorrhage-control device. *Obstet Gynecol.* 2023;142(5):1-11. doi: 10.1097/AOG.0000000000005366

SUNDAY, FEBRUARY 11

DAILY SCHEDULE-AT-A-GLANCE

7:00 AM – 5:00 PM	Attendee Services, Onsite Registration & Badge Pickup	Convention Center Prefunction, Ballroom Level
7:00 AM – 5:00 PM	Speaker Ready Room	Chesapeake A-C, Ballroom Level
7:00 AM – 8:00 AM	Breakfast	Convention Center Prefunction, Ballroom Level
8:00 AM – 5:00 PM	Lactation Lounge supported in part by:  Obstetrics, Gynecology and Reproductive Sciences	National Harbor 8, Ballroom Level 2
8:00 AM – 5:00 PM	President's Workshop Day 1	Maryland Ballroom A, Ballroom Level
8:00 AM – 5:00 PM	Postgraduate Courses	See pages 35-40
12:00 PM – 1:00 PM	Industry-Supported Learning Luncheons	See page 20
	Addressing Contemporary Labor & Delivery Challenges for Patients and Care Teams Supported by:  CooperSurgical®	
	Interrogation of Fetal Brain Pathologies with Advances Samsung Technologies Supported by: 	
5:15 PM – 6:45 PM	Division and Practice Directors Meeting	Chesapeake 1 – 3, Ballroom Level
6:00 PM – 7:30 PM	Industry-Supported Evening Symposia	See page 20
	Angiogenic Biomarker (sFLT-1/PLGF) Expert Symposium Supported by: 	

POSTGRADUATE COURSES



PRENATAL GENETIC SCREENING AND DIAGNOSIS: NEW OPPORTUNITIES AND CHALLENGES

8:00 AM – 3:00 PM | Maryland Ballroom C, Ballroom Level

Course Chairs: Stephanie Dukhovny, MD; Angie Jelin, MD; Teresa Sparks, MD, MAS; Neeta Vora, MD

This post-graduate course will review important clinical topics in prenatal genetics, including the role of cfDNA for single gene conditions, and diagnostic testing beyond microarray weighing gene panels vs. exome sequencing/genome sequencing. The attendee will also gain genetic knowledge through case presentations.

Learning Objectives:

1. Define the appropriate uses of currently available molecular and cytogenetic tests to achieve a fetal genetic diagnosis.
2. Discuss new uses of cfDNA screening tests, such as for twin pregnancies and single gene analyses.
3. Differentiate between Mendelian patterns of inheritance, multifactorial inheritance, and the impact of environment on fetal disease.
4. Explain genetic diseases affecting the pregnant individual for which it is critical that obstetric providers understand associated risks.

8:00 AM	Welcome and Introductions	Stephanie Dukhovny, MD; Angie Jelin, MD; Teresa Sparks, MD, MAS; Neeta Vora, MD
8:10 AM	Fellow Case Presentation	Matthew Shear, MD
8:20 AM	cfDNA-Broad Overview and Testing for Single Gene Disorders	Stephanie Dukhovny, MD
9:00 AM	Panel Discussion with Q&A	Stephanie Dukhovny, MD; Matthew Shear, MD
9:10 AM	Fellow Case Presentation: Highlighting Benefits and Drawbacks	Lauren Meiss, MD
9:20 AM	Microarray, Karyotype, FISH	Teresa Sparks, MD, MAS
9:50 AM	Panel Discussion with Q&A	Lauren Meiss, MD; Teresa Sparks, MD, MAS
10:00 AM	REFRESHMENT BREAK	
10:30 AM	Fellow Case Presentation	Shriddha Nayak, MD
10:45 AM	Gene Panels, Exome Sequencing, Whole Genome Sequencing	Neeta Vora, MD
11:25 AM	Complex Gene Disorders: Mendelian, Environmental, Multifactorial	Angie Jelin, MD
11:55 AM	Panel Discussion with Q&A	Angie Jelin, MD; Shriddha Nayak, MD; Neeta Vora, MD
12:00 PM	LUNCH	
1:00 PM	Fellow Case Presentation	Alexandra Forrest, BA, MD
1:15 PM	cfDNA Maternal Malignancy	Diana Bianchi, MD
2:00 PM	Must Know Maternal Genetic Diseases	April Adams, MD, MS
2:40 PM	Panel Discussion with Q&A	April Adams, MD, MS; Diana Bianchi, MD; Alexandra Forrest, BA, MD



FETAL GROWTH RESTRICTION, BEST PRACTICES AND FUTURE DIRECTIONS

8:00 AM – 5:00 PM | Maryland Ballroom B, Ballroom Level

Course Chairs: Asma Khalil, MD, MSc; Hiba Mustafa, MD

This course is designed to bring together those interested in screening, diagnosis, and management of fetal growth restriction. The course will showcase research opportunities, highlight ongoing work, and encourage collaboration.

Learning Objectives:

1. Recognize the available evidence for screening paradigms for FGR.
2. Identify early or late FGR.
3. Recognize management plan for pregnancies complicated with FGR.
4. Differentiate special populations, including selective FGR in twin pregnancies.
5. Perform evidence-based workup and follow-up algorithms.

8:00 AM	Welcome and Course Introduction	Asma Khalil, MD, MSc; Hiba Mustafa, MD
8:10 AM	Screening for Early and Late FGR, Where are we at?	Patrick Schneider, MD

8:30 AM	FGR Diagnosis and Workup, Between Research and Clinical Practice	Mounira Habli, MD, MSCR
8:50 AM	FGR Prevention: Is There a Role for Aspirin, Heparin, Statins, and Others	Joanne Stone, MD, MS
9:10 AM	Role of Angiogenic Factors in FGR	Sebastian Hobson, MD, PhD, MPH
9:30 AM	Panel Discussion with Q&A	Mounira Habli, MD, MSCR; Sebastian Hobson, MD, PhD, MPH; Patrick Schneider, MD; Joanne Stone, MD, MS
10:00 AM	REFRESHMENT BREAK	
10:30 AM	Early-Onset FGR Management	Ahmet Baschat, MD
11:00 AM	Late-Onset FGR Management	Alfred Abuhamad, MD
11:30 AM	Panel Discussion with Q&A	Alfred Abuhamad, MD; Ahmet Baschat, MD
12:00 PM	LUNCH	
1:00 PM	FGR in Twins, Choice of Charts	Alireza Shamshirsaz, MD
1:30 PM	sFGR in MC Twins, Diagnosis and Management	Hiba Mustafa, MD
2:00 PM	Doppler Studies in FGR, Optimization and Applicability	Anthony Odibo, MD
2:20 PM	Failure to Reach Growth Potential: Role of Umbilical and Cerebral Artery Pulsatility Indices in Assessment of Fetal Risk	Asma Khalil, MD, MSc
2:40 PM	Panel Discussion with Q&A	Alireza Shamshirsaz, MD; Hiba Mustafa, MD; Anthony Odibo, MD; Asma Khalil, MD, MSc
3:00 PM	REFRESHMENT BREAK	
3:30 PM	SMFM vs ISUOG FGR Guidelines Debate	Alfred Abuhamad, MD; Asma Khalil, MD, MSc
4:30 PM	Panel Discussion with Q&A and Closing Remarks	Alfred Abuhamad, MD; Asma Khalil, MD, MSc; Hiba Mustafa, MD



ADVANCED FETAL IMAGING AND FUTURE PROSPECTIVE: A PARTNERSHIP BETWEEN MATERNAL-FETAL MEDICINE AND PEDIATRIC RADIOLOGY

8:00 AM – 5:00 PM | Maryland Ballroom D, Ballroom Level

Course Chairs: David McKinney, MD; Beth Kline-Fath, MD

This course is designed to showcase the benefits of maternal-fetal medicine and pediatric radiology working collaboratively to advance the field of prenatal diagnosis and ultimately the management of pregnancies complicated by fetal anomalies. The presentations will highlight the complementary advantages of utilizing both fetal MRI and ultrasound to achieve comprehensive fetal imaging. The course includes talks discussing both normal and abnormal anatomy of the fetal brain, face, neck, heart, chest, abdomen, pelvis and skeleton. This course is designed to highlight the important relationship between maternal-fetal medicine and pediatric radiology to help make the most accurate diagnosis of conditions affecting the fetus.

Learning Objectives:

1. Identify when and why an MRI should be considered to further evaluate the fetal disorders.
2. Recognize how collaboration between MFM and pediatric radiology can help make the most accurate diagnosis in the fetus.
3. Define how fetal imaging can assist in making optimal antenatal, intrapartum, and postpartum plans for both the fetus and mother.

8:00 AM	Welcome and Introductions	David McKinney, MD
8:00 AM	Advanced Fetal Imaging and Future Prospective: A Partnership Between Maternal-Fetal Medicine and Pediatric Radiology	David McKinney, MD
8:00 AM	Advanced Fetal Imaging and Future Prospective: A Partnership Between Maternal-Fetal Medicine and Pediatric Radiology	Beth Kline-Fath, MD
8:10 AM	Advances in Prenatal MRI	Usha Nagaraj, MD
8:30 AM	Fetal Cardiac MRI (Normal and Abnormal)	Luis Goncalves, MD
9:00 AM	First Trimester Cardiac Imaging by US (Normal and Abnormal)	Reem Sameer; Abu-Rustum, MD

9:20 AM	Second Trimester Cardiac Imaging by US (Normal and Abnormal)	Alfred Abuhamad, MD
9:50 AM	Panel Discussion with Q&A	Reem Sameer Abu-Rustum, MD; Alfred Abuhamad, MD; David McKinney, MD; Usha Nagaraj, MD; Luis Goncalves, MD
10:00 AM	REFRESHMENT BREAK	
10:30 AM	US Imaging of the Fetal Brain (Normal and Abnormal)	Hiba Mustafa, MD
11:00 AM	MRI Imaging of Fetal Brain (Normal and Abnormal)	Beth Kline-Fath, MD
11:30 AM	Brain Function Imaging Beyond Ultrasound	Camilo Jaimes Cobos, MD
11:50 AM	Panel Discussion with Q&A	Hiba Mustafa, MD; Beth Kline-Fath, MD; Camilo Jaimes Cobos, MD
12:00 PM	LUNCH	
1:00 PM	Skeletal Dysplasia	Deborah Krakow, MD
1:30 PM	Do Fetuses with Genetic Disorders Benefit From Advanced Imaging?	Carolina Guimaraes, MD
1:50 PM	Craniofacial Abnormalities: US & MRI	Pamela Ketwaroo, MD
2:10 PM	Imaging Evaluation of Fetal Neck Masses	Jungwhan Choi, MD
2:30 PM	Role of MRI in Evaluation of the Placenta	Mariana Meyers, MD
2:50 PM	Panel Discussion with Q&A	Jungwhan Choi, MD; Carolina Guimaraes, MD; Pamela Ketwaroo, MD; Deborah Krakow, MD; Mariana Meyers, MD
3:00 PM	REFRESHMENT BREAK	
3:30 PM	US Evaluation of Fetal Chest Masses	David McKinney, MD
3:50 PM	Assessment of Fetal Lung Volume: US and MRI	Amy Mehollin-Ray, MD
4:10 PM	Congenital Urinary Tract Anomalies	Emad Elsamadicy, MD, MS
4:30 PM	Genitourinary and Anorectal Malformations by MRI	Maria Calvo-Garcia, MD
4:50 PM	Panel Discussion with Q&A	Maria Calvo-Garcia, MD; Emad Elsamadicy, MD, MS; David McKinney, MD; Amy Mehollin-Ray, MD



DEMISTIFYING MEDICAID FOR MFMS

8:00 AM – 5:00 PM | Potomac Ballroom 1 - 3, Ballroom Level

Course Chairs: Kacey Eichelberger, MD; Chloe Zera, MD, MPH

Although Medicaid is the largest payer for pregnancy care in the US, few training programs educate physicians or allied health professionals about the history, design, benefits, and limitations of our public insurance program. As a federal-state partnership, individual states administer their respective programs locally, resulting in wide variation in covered populations, services, delivery models, and reimbursement methods. Because coverage directly impacts patient care, obstetrical providers need to understand their local context. This post-graduate course, will capitalize on our time near Washington, DC to provide the learner with a broad foundation in Medicaid scholarship, with a focus on the numerous state- and federal-level maternal health policy changes underway. The curriculum will be taught by a diverse cohort of content experts, including academicians, policy makers, data analysts, and Medicaid-insured individuals.

8:00 AM	Welcome and Introductions	Kacey Eichelberger, MD; Chloe Zera, MD, MPH
8:10 AM	Medicaid, Federalism, and the Human Experience: A Primer on the History of Medicaid Policy	Jamila Michener, MD
9:00 AM	Innovation and Maternal Health Policy: A Federal Perspective	Ellen-Marie Whelan, PhD, CRNP
9:50 AM	Panel Discussion with Q&A	Chloe Zera, MD, MPH
10:00 AM	REFRESHMENT BREAK	
10:30 AM	Introduction of Morning Presentations	Chloe Zera, MD, MPH
10:40 AM	State-specific Innovation via 1115 Waivers: A Case Study of Doula Coverage in Massachusetts	Viveka Prakash-Zawisza, MD, MS, MBA

11:15 AM	State-specific Innovation via Novel Coding: A Case Study of Enhanced Reimbursement for Group Prenatal Care in South Carolina	Amy Crockett, MD, MSPH
11:50 AM	Panel Discussion with Q&A	Kacey Eichelberger, MD
12:00 PM	LUNCH	
1:00 PM	Welcome Back and Regrouping for Afternoon Talks	Chloe Zera, MD, MPH
1:10 PM	Lessons Learned from the Postpartum Assessment of Health Survey (PAHS): Medicaid Data at Scale	Heidi Allen, PhD, MSW
2:00 PM	The State of the State(s) on Medicaid Expansion	Mark Clapp, MD, MPH
2:50 PM	Panel Discussion with Q&A	Kacey Eichelberger, MD
3:00 PM	REFRESHMENT BREAK	
3:30 PM	Introduction to Afternoon Presentations	Kacey Eichelberger, MD
3:40 PM	Health Equity Work via 1115 Waivers: A Health System Perspective	Allison Bryant, MD, MPH
4:15 PM	The Possibility of Power from the Margins: Recentering the Political Agency of Medicaid Stakeholders	Jamila Michener, MD
4:50 PM	Wrap up, final questions and thoughts	Kacey Eichelberger, MD; Chloe Zera, MD, MPH



SURGICAL OBSTETRICS, CESAREAN SCAR PREGNANCY AND OTHER CONTROVERSIAL TOPICS

8:00 AM – 5:00 PM | Potomac Ballroom C, Ballroom Level

Course Chairs: Brett Einerson, MD, MPH; Christina Duzyj Buniak, MD, MPH

This course is designed to assist Maternal Fetal Medicine specialist with management of complex surgical topics. The morning session will focus on cesarean scar pregnancy, drawing from and expanding upon the recent SMFM Guidance. The afternoon session will expand to include guidance on other complex surgical obstetric topics, and support of obstetric surgical programs.

Supported by an educational grant from Cooper Surgical.

Learning Objectives:

1. Review novel diagnostic strategies for management of cesarean scar pregnancy.
2. Identify a stratified algorithm for CSEP treatment strategies to be able to provide patients with options counseling.
3. List avenues of advocacy for women anticipating complex birth in the post-Roe landscape.
4. Identify patient fears regarding complex surgery at the time of the birth of their child.
5. Examine strategies for provider training and support in conduct of complex surgical obstetric issues.

8:00 AM	Introduction to Surgical Obstetrics	Christina Duzyj Buniak, MD, MPH; Brett Einerson, MD, MPH
8:05 AM	Cesarean Scar Pregnancy – Definitions, Epidemiology, Pathogenesis	Cynthia Gyamfi-Bannerman, MD, MS
8:35 AM	Ultrasound Diagnosis of CSEP	Christina Han, MD
9:05 AM	The 4 Ps: Pearls, Pitfalls, PAS Progression and Protocolizing 1 ST Trimester Ultrasound	Brett Einerson, MD, MPH
9:25 AM	The Breadth of CSEP Treatment: Dissecting the SMFM Guideline	Christina Duzyj Buniak, MD, MPH
9:45 AM	Morning Q&A Session 1	Christina Duzyj Buniak, MD, MPH; Brett Einerson, MD, MPH; Cynthia Gyamfi-Bannerman, MD, MS; Christina Han, MD
10:00 AM	REFRESHMENT BREAK	
10:30 AM	Combination CSEP Therapies and Adjuncts	Daniela Carusi, MD, MSCR
10:55 AM	The Ethics of Choosing Expectant Management	Luke Gatta, MD
11:20 AM	Ensuring Access to Treatment in the Post-Roe Landscape	Karin Fox, MD
11:45 AM	Morning Q&A Session 2	Daniela Carusi, MD, MSCR; Karin Fox, MD; Luke Gatta, MD
12:00 PM	LUNCH	
1:00 PM	The Psychology of High Stakes Surgical Birth and Normalizing Birth in the Operating Room	Brett Einerson, MD, MPH

1:35 PM	An Ounce of Prevention: Risk Reduction in Anticipation of Hemorrhage or Organ Injury	Jennifer Gilner, MD, PhD
2:10 PM	The Pros and Cons of Myomectomy at Birth	Mara Sobel
2:45 PM	Afternoon Q&A Session 1	Brett Einerson, MD, MPH; Jennifer Gilner, MD, PhD; Mara Sobel
3:00 PM	REFRESHMENT BREAK	
3:30 PM	Organizing the Team for Complex Obstetric Surgery	Justin Lappen, MD
3:55 PM	Training the Next Generation of Obstetric Surgeons	Sebastian Hobson, MD, PhD, MPH
4:20 PM	OB as the Second Victim, the Psychological Toll of High Stakes Surgery	Christina Duzyj Buniak, MD, MPH
4:45 PM	Afternoon Q&A Session 2	Christina Duzyj Buniak, MD, MPH; Sebastian Hobson, MD, PhD, MPH; Justin Lappen, MD
4:55 PM	Conclusions	Christina Duzyj Buniak, MD, MPH; Brett Einerson, MD, MPH



MORE THAN JUST OPIOID USE DISORDER (OUD): BEST PRACTICES IN THE MANAGEMENT OF PERINATAL SUBSTANCE USE DISORDERS (SUDs)

8:00 AM – 5:00 PM | Potomac Ballroom D, Ballroom Level

Course Chairs: Niraj Chavan, MD, MPH; Cresta Jones, MD

This postgraduate course is designed to introduce participants to best practices in the management of perinatal substance use disorders (SUD). Faculty will present key evidence-based and evidence-informed treatment considerations for management of various SUDs specifically in the context of pregnancy and postpartum, while also highlighting successful treatment models, and encouraging collaboration through the use of a multidisciplinary team-based approach to care. Course presentations will feature some of the most up-to-date data on perinatal OUD management through cross-country collaboratives led by the CDC as well as highlight the importance of addressing perinatal SUD from a quality improvement standpoint through CDC funded initiatives such as Maternal Mortality Review Committees and Perinatal Quality Collaboratives.

The Consolidated Appropriations Act of 2023 introduced a new, one-time eight-hour training requirement for all Drug Enforcement Administration (DEA)-registered practitioners. This course will focus on the treatment and management of patients with opioid or other substance use disorders. By participating in this live course, learners are able to claim CME credit to meet this requirement.

8:00 AM	Welcome and Introduction	Niraj Chavan, MD, MPH; Cresta Jones, MD
8:10 AM	Opening Keynote: The Journey of Perinatal OUD Management: Before and After the MOTHER Trial and Long Term Follow-up	Hendree Jones, PhD
9:00 AM	Buprenorphine Induction and Advanced Initiation Techniques: So, How Do I Get This Going	Niraj Chavan, MD, MPH
9:20 AM	Mamas, Munchkins, and Methamphetamine 2.0	Marcela Smid, MD, MA, MS
9:40 AM	Cannabis Use Disorder in Pregnancy: From THC to CBD and Everything in Between	Torri Metz, MD, MSCI
10:00 AM	REFRESHMENT BREAK	
10:30 AM	Alcohol Use Disorder: Management Considerations for the Pregnant Patient	Cresta Jones, MD
10:50 AM	Benzodiazepine Use Disorder: Moving the Focus to Sedatives	Marjorie Meyer, MD
11:10 AM	Emerging Substances: Xylazine, Kratom and Psychedelics	Niraj Chavan, MD, MPH; Cresta Jones, MD
11:30 AM	Panel Discussion with Q&A	Niraj Chavan, MD, MPH; Cresta Jones, MD; Hendree Jones, PhD; Torri Metz, MD, MSCI; Marjorie Meyer, MD; Marcela Smid, MA, MD, MS
11:45 AM	Complex Perinatal SUD Case Review #1	Niraj Chavan, MD, MPH; Cresta Jones, MD; Hendree Jones, PhD; Torri Metz, MD, MSCI; Marjorie Meyer, MD; Marcela Smid, MD, MA, MS
12:00 PM	LUNCH	
1:00 PM	Welcome Back and Introduction of Afternoon Keynote	Niraj Chavan, MD, MPH; Cresta Jones, MD
1:10 PM	Afternoon Keynote: Trust and Mistrust: Reflections on Decriminalizing Care at Birth	Mishka Terplan, MD

2:00 PM	Panel Discussion: The Case for Building a Multidisciplinary SUD Care Team: Addressing Stigma, Bias and Incorporating an Equity Centered Trauma Informed Approach	AuJunae Deloney, MSW; Heather Greco, CPS; Cara Schagemann, APRN, WHNP; Meagan Thompson, DNP, ARNP, CNM, PMHNP-BC; Candice Ward, IBCLC
2:45 PM	Complex Perinatal SUD Case Review #2	Hendree Jones, PhD; Torri Metz, MD, MSCI; Marjorie Meyer, MD; Marcela Smid, MD, MA, MS; Mishka Terplan, MD
3:00 PM	REFRESHMENT BREAK	
3:30 PM	Pregnancy Relatedness, Overdose and Suicide Deaths: Best Practices for Maternal Mortality Reviews in the Context of Perinatal SUDs	Marcela Smid, MD, MA, MS
3:40 PM	Perinatal Quality Collaboratives: Addressing SUD at a Systems Level	Niraj Chavan, MD, MPH
3:50 PM	Best Practices in OUD Care: Lessons Learned from the MAT-LINK Surveillance System of OUD in Pregnancy	Kathryn Miele, MD, MA
4:00 PM	MMRCs, POCs and the CDC Panel Discussion with Q&A	Niraj Chavan, MD, MPH; Kathryn Miele, MD, MA; Marcela Smid, MD, MA, MS
4:15 PM	Integrated Models of SUD Care: The Hub and Spoke and CHARM model	Marjorie Meyer, MD
4:25 PM	Perinatal Harm Reduction: The What, Why, and How	Mishka Terplan, MD
4:35 PM	Policy, Advocacy and What Can I do About it?	Cresta Jones, MD
4:45 PM	Session Q&A: Operationalizing Learning into Action: Tips to Boost your SUD Care Agenda	Cresta Jones, MD; Marjorie Meyer, MD; Mishka Terplan, MD



NEEDLEWORKS: A HANDS-ON WORKSHOP FOR ULTRASOUND GUIDED NEEDLE PROCEDURES

1:00 PM – 5:00 PM | Potomac Ballroom 4 - 6, Ballroom Level

Course Chairs: Brian Brost, MD; Elisabeth Codsí, FRCS, MDCM; Joshua Nitsche, MD, PhD; Jean-Ju Sheen, MD

This course provides procedural, hands-on simulation to help with a systematic curriculum and evidenced-based educational approach to learn the basics of core obstetric ultrasound guided needle procedures. OB/Gyn Residents, MFM Fellows, Junior Faculty or experienced Faculty (tasked with teaching these procedures at their institutions) can utilize these techniques and task trainers to bring back to their institutions for further procedural education.

Learning Objectives:

1. Be knowledgeable about the available options for simulating ultrasound guided needle procedures.
2. Have received instruction on the basics of ultrasound guided needle procedures.
3. Be familiar with curricula specific for different ultrasound guided needle procedures.
4. Understand how simulation can be used by experienced providers to maintain skill with low-frequency procedures.

1:00 PM	Introduction to Ultrasound Needle Guided Procedure Simulation	Brian Brost, MD ; Elisabeth Codsí, FRCS, MDCM; Joshua Nitsche, MD, PhD; Jean-Ju Sheen, MD
1:05 PM	Needle Guidance Basics	Course Faculty
1:30 PM	Targeting Tasks	Course Faculty
2:15 PM	Hands-On Simulation (45 minutes each) <ul style="list-style-type: none"> • Amniocentesis • Chorionic Villus Sampling • In-utero Stenting 	Course Faculty
3:30 PM	Hands-On Simulation (45 minutes each) <ul style="list-style-type: none"> • Amniocentesis • Chorionic Villus Sampling • In-utero Stenting 	Course Faculty
4:15 PM	Hands-On Simulation (45 minutes each) <ul style="list-style-type: none"> • Amniocentesis • Chorionic Villus Sampling • In-utero Stenting 	Course Faculty
4:50 PM	Wrap-up and Evaluations	Brian Brost, MD; Elisabeth Codsí, FRCS, MDCM; Joshua Nitsche, MD, PhD; Jean-Ju Sheen, MD

PRESIDENT'S WORKSHOP ON MATERNAL MENTAL HEALTH DAY ONE CO-SPONSORED BY ACOG

8:00 AM – 5:00 PM | Maryland Ballroom A, Ballroom Level

Workshop Chair: Anthony C. Sciscione, DO

Workshop Leaders: Ebony Carter, MD, MPH; Lee Cohen, MD; Emily Miller, MD, MPH; Catherine Monk, BA, PhD

Morning Background Presentations:

Topics include: the maternal brain, fetal programming, clinical practice guidelines, racism and health disparities, reimbursement and coding, workforce development

Afternoon Background Presentations:

Topics include: perinatal psychopharmacology and non-pharmacological treatments, community providers, preventative approaches, health services interventions, perinatal loss and infertility, unplanned pregnancy

Afternoon Breakout Groups (attendees will select a breakout group to attend):

1. Perinatal psychiatric disorders and educational resources for OBs and MFMs
2. Two-generation brain plasticity science for clinical and research opportunities
3. Health services interventions and community-based programs for equitable mental health treatment and prevention during pregnancy and postpartum

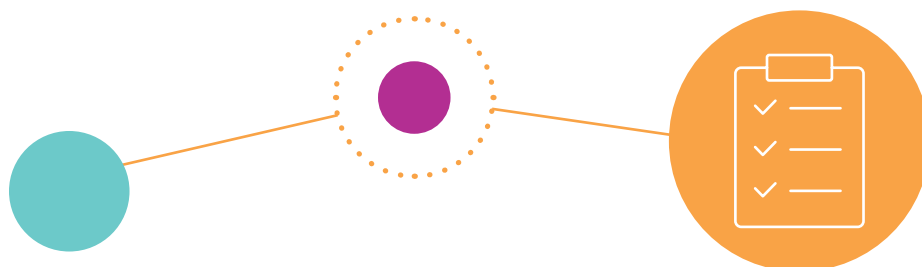
SPECIAL SESSION

MEDICAL AND DIVISION DIRECTOR'S ROUNDTABLE

5:15 PM – 6:45 PM | Chesapeake 1 – 3, Ballroom Level

Join MFM Division and Medical Directors for this inaugural gathering as we aim to create a network of Division and Medical Directors, nationwide, who can share ideas and support each other through the unique and often isolating challenges experienced by Division Directors. This session is open to anyone who leads a group of MFMs providing clinical care as we strategize about a sustainable approach to supporting ongoing trainings and community-building.

5:15 PM	Introduction and Welcome	Christina Han, MD; Emily Miller, MD, MPH
5:20 PM	Personnel Management: Managing Conflict Within the Division	Judette Louis, MD, MPH
5:40 PM	Show Me the Bill: Billing Optimization	Vanita Jain, MD
6:00 PM	Program Development: From Conception to Sustaining	Erika Werner, MD
6:20 PM	Q&A with Panel	
6:30 PM	45 Brainstorming for the Future: • Current Challenges /Future Topics • Mid-Year Virtual Forum	



MONDAY, FEBRUARY 12

DAILY SCHEDULE-AT-A-GLANCE

7:00 AM – 8:00 PM	Attendee Services, Onsite Registration & Badge Pickup	Convention Center Prefunction, Ballroom Level
7:00 AM – 5:00 PM	Speaker Ready Room	Chesapeake A-C, Ballroom Level
7:00 AM – 8:00 AM	Breakfast	Convention Center Prefunction, Ballroom Level
7:00 AM – 8:00 AM	Industry-Supported Breakfast Symposia	See page 20
<p>Championing Maternal Health: Nobel Prize-Winning Discoveries Transforming Preeclampsia Supported by: </p>		
<p>More than 'Blue' After Birth: Managing Diagnosis and Treatment of Post-Partum Depression Supported by:   </p>		
8:00 AM – 5:00 PM	Lactation Lounge supported in part by: 	National Harbor 8, Ballroom Level 2
8:00 AM – 5:00 PM	Practice Management Consulting Services	Camellia 2, Ballroom Level
8:00 AM – 12:00 PM	Postgraduate Courses	See pages 44-47
8:30 AM – 12:00 PM	President's Workshop Day 2	Maryland Ballroom A, Ballroom Level
9:00 AM – 12:00 PM	Program Director's Course and Meeting	Chesapeake 1-3, Ballroom Level
11:30 AM – 1:00 PM	Career Fair	Cherry Blossom Ballroom, Ballroom Level

12:00 PM – 1:00 PM	Industry-Supported Learning Luncheons	See pages 20-21
<p>A Discussion About the Observational, Real-World Evidence with the Jada® System. Exploring the Ruby Data, Patient Case Studies, Faculty Algorithms, and Device Utilization Learning 3 Years After Pearle</p> <p>Supported by: </p>		
<p>Ultrasound of Tomorrow, Today: How AI and Advanced Technologies are Changing Obstetrics Care</p> <p>Supported by: </p>		
12:00 PM – 2:00 PM	"Ask-a-Lawyer" Drop-In Sessions with the Abortion Defense Network	Camellia 1, Ballroom Level
1:00 PM – 3:00 PM	Scientific Forums	See pages 50-55
3:15 PM – 3:45 PM	Program Chair Address, President's Address, Lifetime Achievement Awards, Special Presentation by Honorary Member	Potomac Ballroom, Ballroom Level
3:45 PM – 6:00 PM	Oral Plenary Session 1 and Late-Breaking Research	Potomac Ballroom, Ballroom Level
6:00 PM – 8:00 PM	Opening Reception with Exhibitors	Prince George's CDE, Lower Atrium
7:00 PM – 8:00 PM	DEI Reception Supported by: 	Cherry Blossom Ballroom, Ballroom Level
9:00 PM – 10:30 PM	All Fellows After Glow Reception: 80's Theme Supported in part by: 	POSE Rooftop Lounge, 18 TH Floor



POSTGRADUATE COURSES



CLINICAL INFORMATICS AND EMERGING TECHNOLOGY WITH IMPACT ON MFM CARE

8:00 AM – 12:00 PM | Chesapeake 7 – 9, Ballroom Level

Course Chairs: Hye Heo, MD; Melissa Wong, MD, MHDS

Participants in this course will have a better understanding of the advents of artificial intelligence and Chat Generative Pre-trained Transformer and potential use cases in OBGYN. The session will also focus on use of technology in education and research, use of patient portals, reliance of automated tools and clinical decision supports leveraging EHR based tools to drive improvement in safety and quality.

Learning Objectives:

1. Define the intersection of Maternal-Fetal Medicine and Clinical Informatics and emerging technology that impact care delivery.
2. Explain potential application of Artificial intelligence and Chat Generative Pre-Trained Transformer in Maternal-Fetal medicine.
3. Assess how to leverage tools in the Electronic Health Record and patient facing portals to drive patient engagement, safety, and quality.
4. Demonstrate how to incorporate remote patient monitoring, clinical decision support tools in order sets, and software guiding insulin dosing systems to improve clinical outcomes in management of diabetes in pregnancy.

8:00 AM	Welcome and Housekeeping	Hye Heo, MD; Melissa Wong, MD, MHDS
8:10 AM	The Role of Clinical Informaticist in Maternal-Fetal Medicine	Kelly Gibson, MD
8:30 AM	Use of Chat GPT in Maternal-Fetal Medicine	Martin Chavez, MD
9:00 AM	Use of Technology in Education	Monica Lutgendorf, MD
9:30 AM	Extracting Data from EMR and Other Systems for Clinical Research	David Lagrew, MD
10:00 AM	REFRESHMENT BREAK	
10:30 AM	Application of Machine Learning, AI and Chatbot in Obstetrics	Melissa Wong, MD, MHDS
11:00 AM	Leveraging Digital Tools to Improve Diabetes Management in Pregnancy (Remote Patient Monitoring, Intrapartum Glycemic Management Ordersets, and Software Guided IV Insulin Dosing System)	Hye Heo, MD
11:30 AM	Panel Discussion with Q&A	Martin Chavez, MD; Kelly Gibson, MD; Hye Heo, MD; David Lagrew, MD; Monica Lutgendorf, MD; Melissa Wong, MD, MHDS



CHOOSING YOUR OWN ADVENTURE: A TOOLKIT FOR THE TRANSITION FROM TRAINING TO PRACTICE

8:00 AM – 12:00 PM | Chesapeake G – I, Ballroom Level

Course Chairs: Amber Samuel, MBA, MD; Hayley Quant, MD

This course serves as a framework for goal attainment, specifically tailored for trainees and recent graduates in Maternal-Fetal Medicine as they begin their career in clinical practice. Our educational goal is to provide a thorough understanding of the diverse options available to MFMs and interested practice professionals, offering them a roadmap for achieving success during their transition from training to practice.

Supported by an unrestricted educational grant from Premier Medical Systems dba Samsung.

Learning Objectives:

1. Identify the various practice types that exist within Maternal-Fetal medicine, recognize their potential advantages and disadvantages, and discern which skill sets are most applicable to their chosen career path.
2. List several courses of study that can aid in early career transition and development such as the SMFM Coding course and Leadership Academy.
3. Identify the most common avenues to achieving early MFM leadership.
4. Describe a framework for building early financial stability and aligning personal and professional goals effectively.

8:00 AM	Welcome and Introductions	Amber Samuel, MBA, MD; Hayley Quant, MD
8:05 AM	Transition to Attending: Moving from Training To Practice	Amber Samuel, MBA, MD; Hayley Quant, MD; Moeun Son, MD, MSCI
9:00 AM	Transition to Leadership – Leading From Where You Are/Building Your Network	Molly Stout, MD, MSCI; Jacques Samson, MD
10:00 AM	REFRESHMENT BREAK	
10:30 AM	Transition to Financial Health – Financial Considerations	Brian Iriye, MD; Michael Foley, Certified Financial Planner. Certified Student Loan Professional
11:30 AM	Transition to Balance – Finding Your Job Satisfaction	Cara Heuser, MD



UPDATES AND EMERGING TRENDS IN PERINATAL INFECTIOUS DISEASE MANAGEMENT

8:00 AM – 12:00 PM | Chesapeake J – L, Ballroom Level

Course Chairs: Martina Badell, MD; Brenna Hughes, MD; Naima Joseph, MD, MPH; Kathryn Miele, MD, MA

This course is designed to present the latest data on maternal immunization and perinatal infectious disease management.

Learning Objectives:

1. Describe the current recommendations and guidelines for vaccines during pregnancy, including emerging threats.
2. Describe strategies for equitable vaccine counseling to pregnant patients.
3. Define the implications and recommendations for RSV vaccination during pregnancy.
4. Summarize the latest trends in vaccine coverage and their impact on maternal mortality.
5. Explain HIV screening, treatment, and prevention during pregnancy.

8:00 AM	Updates in Maternal Immunization – Tdap, Influenza, COVID-19, and RSV	Naima Joseph, MD, MPH
8:25 AM	Maternal Vaccine Coverage Surveillance and Strategies to Enhance Uptake	Tara Jatloui, MD
8:50 AM	Perinatal HIV Clinical Guidelines: What's New?	Martina Badell, MD
9:15 AM	Hepatitis B/C – Updated Guidance on Hepatitis Screening, Management, and Vaccination	Malavika Prabhu, MD
9:40 AM	Panel Discussion with Q&A	Martina Badell, MD; Tara Jatloui, MD; Naima Joseph, MD, MPH; Malavika Prabhu, MD
10:00 AM	REFRESHMENT BREAK	
10:30 AM	Syphilis Management for the MFM and Strategies for Preventing Congenital Syphilis	Kathryn Miele, MD, MA
10:55 AM	Future Directions in Prevention of Congenital Cytomegalovirus: Screening, Testing, Treatment	Brenna Hughes, MD
11:20 AM	Epidemics, Pandemics, and Outbreaks Looking to the Future on Prevention of Emerging Infectious Threats	Romeo Galang, MD, MPH
11:20 AM	Epidemics, Pandemics, and Outbreaks Looking to the Future on Prevention of Emerging Infectious Threats	Dana Meaney-Delman, MD, MPH
11:45 AM	Panel Discussion with Q&A	Romeo Galang, MD, MPH; Brenna Hughes, MD; Dana Meaney-Delman, MD, MPH; Kathryn Miele, MD, MA



ADVANCES IN COMPLEX INPATIENT AND AMBULATORY MEDICAL CARE BEFORE, DURING, AND AFTER PREGNANCY

8:00 AM – 12:00 PM | Maryland Ballroom B, Ballroom Level

Course Chairs: Malavika Prabhu, MD; Caroline Rouse, MD

Maternal and perinatal outcomes are dependent on optimal preconception health, prenatal and intrapartum care, and optimal transitions of care during the postpartum period. As a maternal fetal medicine specialist, understanding the nuances of optimal medical management of chronic medical conditions is critical to creating a plan of care during and beyond pregnancy. In addition, acute changes in inpatient status due to common obstetric complications (hemorrhage, hypertension, infection) necessitate critical care management in an intensive care unit. Maternal-Fetal medicine physicians commonly bridge both settings, and optimal medical management for conditions outside of pregnancy continues to rapidly evolve. The goals of this half-day course are to update the knowledge base of obstetric clinicians caring for patients in both settings by providing evidence-based updates from the lens of the non-obstetric, consultant service. Talks will be led by an endocrinologist, cardiologist, pulmonologist, nephrologist, and intensivists.

Learning Objectives:

1. Describe the typical approach to the management of common outpatient comorbidities (hypertension, diabetes, kidney disease, asthma) outside of pregnancy, and be more prepared to facilitate transitions between subspecialty care and pregnancy.
2. Describe the advances in the care of sepsis, heart failure, and post-arrest care, and have a more nuanced conversation with their consulting intensivists moving forward.

8:00 AM	Management of Type 2 Diabetes in 2024	Camille Powe, MD
8:25 AM	Updates in Anti-Hypertensive Treatment Before and After Pregnancy	Jennifer Lewey, MD, MPH
8:50 AM	Advances in the Care of Severe Asthma	Shannon Kay, MD

9:15 AM	Chronic Kidney Disease: What's New?	Elizabeth Taber-Hight, MD
9:40 AM	Panel Discussion with Q&A	Camille Powe, MD; Jennifer Lewey, MD, MPH; Shannon Kay, MD; Elizabeth Taber-Hight, MD
10:00 AM	REFRESHMENT BREAK	
10:30 AM	Heart Failure Management	Doreen DeFaria Yeh, MD
10:55 AM	Updates in Sepsis Management	Corrina Oxford-Horrey, MD
11:20 AM	Advances in Post-Arrest Care	Kelly Griffin, MD
11:45 AM	Panel Discussion with Q&A	Doreen DeFaria Yeh, MD; Corrina Oxford-Horrey, MD; Kelly Griffin, MD



MED TALKS: MFM

8:00 AM – 12:00 PM | Maryland Ballroom C, Ballroom Level

Course Chairs: Etoi Garrison, MD, PhD; Stacy Strehlow, MD; Brett Einerson, MD, MPH

Learners will have an opportunity to gain high yield information on multiple MFM topics in a concentrated session. Each talk will be presented by expert faculty and will last 20 minutes. There will also be Q&A sessions to discuss areas of controversy with the speakers and participants. This session will be helpful for fellows-in-training and MFM specialists looking for a concise review of controversial subjects, a discussion regarding topics lacking clear evidence or guidelines, or a preview of areas where evidence suggests a need for change in management.

Learning Objectives:

1. Express an understanding of the complexities of care of some common obstetrical conundrums.
2. Describe alternatives to the current management of high-risk pregnancies.
3. Identify MFM topics that lack clear guidelines for management or have new evidence suggesting a need for change in guidelines.

8:00 AM	Welcome and Introductions	Etoi Garrison, MD, PhD; Stacy Strehlow, MD; Brett Einerson, MD, MPH
8:10 AM	Third Trimester Syphilis Screening – Bias and Universal vs. Selective Screening	Sarah Dotters-Katz, MD
8:30 AM	Risk Factor Screening for Obstetric Hemorrhage. Critical or Waste of Time? An Obstetric Anesthesiologists' Perspective	Holly Ende, MD
8:50 AM	Cell Free DNA Testing for Rh Typing	Kenneth Moise, Jr., MD
9:10 AM	Prevention of Recurrent Preterm Birth in a 17-OHPC World	David Nelson, MD
9:30 AM	SSA Antibodies and PR Interval Screening – The Pediatric Cardiology Perspective	Shaine Morris, MD, MPH
9:50 AM	Panel Discussion with Q&A	Sarah Dotters-Katz, MD; Holly Ende, MD; Kenneth Moise, Jr., MD; David Nelson, MD; Shaine Morris, MD, MPH
10:00 AM	REFRESHMENT BREAK	
10:30 AM	Second Trimester PPRM in States with Restrictive Abortion Laws – Active vs. Expectant Management? Is this an MFM Issue?	Leilah Zahedi-Spung, MD
10:50 AM	Pregnancy Road Mapping in Low Resource Areas	Amy Rouse Ho, MD
11:10 AM	Transabdominal Cerclage – How to Manage if you Have a 1 ST or 2 ND Trimester Loss	Manisha Gandhi, MD
11:30 AM	Jada, Bakri, or Something Else: Management of PPH When Meds Fail?	Marcela Smid, MA, MD, MS
11:50 AM	Panel Discussion with Q&A	Leilah Zahedi-Spung, MD; Amy Rouse Ho, MD; Manisha Gandhi, MD; Marcela Smid, MA, MD, MS



HANDS-ON SIM FOR THE M IN MFM: CRITICAL CARE OBSTETRICS COURSE

8:00 AM – 12:00 PM | Maryland Ballroom D, Ballroom Level

Course Chairs: Arthur "Jason" Vaught, MD; Ayisha Buckley, MD; Angela Shaddeau, MD, MS

Maternal mortality and severe maternal morbidity continues to rise in the United States. Lecture-based courses are helpful to update providers on new treatments and interventions. But, simulation training remains a critical way to integrate and cement that knowledge through hands-on practice.

This simulation training course will divide participants into teams that will rotate through four different critical care scenario/stations. Each station will have two different simulations the participant must complete. In addition, two skills stations which will teach intraosseous access (IO) and compression sutures for postpartum hemorrhage.

Learning Objectives:

1. Analyze how to diagnose sepsis in pregnancy.
2. Gain knowledge and skills to manage postpartum hemorrhage, disseminated intravascular coagulopathy, balloon tamponade, surgical packing, uterine compression sutures, and hysterectomy.
3. Define the nuances and treatment of substance use disorder, specifically opioid use disorder.
4. Describe maternal cardiac arrest and patriciate in a related, hands-on simulation.
5. Discuss and review vascular access in the critically ill.

8:00 AM	Cardiac Arrest in Pregnancy	Angela Shaddeau, MD, MS
8:15 AM	Sepsis in Pregnancy	Arthur "Jason" Vaught, MD
8:30 AM	Opioid Overdose in Pregnancy	Meredith Birsner, MD
8:45 AM	Vascular Access and Other Nuances in Critically Ill Patients	Ayisha Buckley, MD
9:00 AM	Simulation Station #1 (Maternal Cardiac Arrest & EKG Skills Station)	Course Faculty
9:50 AM	Simulation Station #2 (Sepsis in Pregnancy and Vascular Access Skill Station)	Course Faculty
10:40 AM	Simulation Station #3 (Postpartum Hemorrhage and Hemorrhage Skill Station)	Course Faculty
11:30 AM	Debrief, Wrap Up, and Questions	Course Faculty



NEEDLEWORKS: A HANDS-ON WORKSHOP FOR ULTRASOUND GUIDED NEEDLE PROCEDURES

8:00 AM – 12:00 PM | Potomac Ballroom 4-6, Ballroom Level

Course Chairs: Brian Brost, MD; Elisabeth Codsí, FRCS, MDCM; Joshua Nitsche, MD, PhD; Jean-Ju Sheen, MD

This course provides procedural, hands-on simulation to help with a systematic curriculum and evidenced-based educational approach to learn the basics of core obstetric ultrasound guided needle procedures. OB/Gyn Residents, MFM Fellows, Junior Faculty or experienced Faculty (tasked with teaching these procedures at their institutions) can utilize these techniques and task trainers to bring back to their institutions for further procedural education.

Learning Objectives:

1. Be knowledgeable about the available options for simulating ultrasound guided needle procedures.
2. Have received instruction on the basics of ultrasound guided needle procedures.
3. Be familiar with curricula specific for different ultrasound guided needle procedures.
4. Understand how simulation can be used by experienced providers to maintain skill with low-frequency procedures.

8:00 AM	Introduction to Ultrasound Needle Guided Procedure Simulation	Brian Brost, MD; Elisabeth Codsí, FRCS, MDCM; Joshua Nitsche, MD, PhD; Jean-Ju Sheen, MD
8:05 AM	Needle Guidance Basics	Course Faculty
8:30 AM	Targeting Tasks	Course Faculty
9:15 AM	Hands-On Simulation (45 minutes each) <ul style="list-style-type: none"> • Amniocentesis • Chrionic Villus Sampling • In-utero Stenting 	Course Faculty
10:00 AM	REFRESHMENT BREAK	
10:30 AM	Hands-On Simulation (45 minutes each) <ul style="list-style-type: none"> • Amniocentesis • Chrionic Villus Sampling • In-utero Stenting 	Course Faculty
11:15 AM	Hands-On Simulation (45 minutes each) <ul style="list-style-type: none"> • Amniocentesis • Chrionic Villus Sampling • In-utero Stenting 	Course Faculty
12:00 PM	Wrap-up and Evaluations	Brian Brost, MD; Elisabeth Codsí, FRCS, MDCM; Joshua Nitsche, MD, PhD; Jean-Ju Sheen, MD

SPECIAL INTEREST SESSIONS AND ANCILLARY EVENTS

PRACTICE MANAGEMENT CONSULTING SERVICES

8:00 AM – 5:00 PM | Camellia 2, Ballroom Level

As an added benefit for attendees, SMFM will offer complimentary 30-minute consults with Frank Ciafone, MBA, member of the SMFM Practice Management Division Advisory Board and lead consultant with SMFM's Practice Management Consulting Services. Consult time slots have filled up early at previous meetings, so book your complimentary, private session today by visiting smfm.org/consulting.

Unable to find a timeslot that works for your schedule? Contact Frank to schedule a free virtual session! For questions, please call, text, or email Frank (fmciafone@gmail.com or 602-885-8880).



Scan me

PROGRAM DIRECTORS COURSE AND MEETING

9:00 AM – 12:00 PM | Chesapeake 1 - 3, Ballroom Level

The combined course and meeting is targeted to all MFM program directors and will include updates from the SMFM Fellowship Affairs Committee leadership, ABOG, ACGME, and a brief presentation regarding standardizing letters of evaluation.

SMFM CAREER FAIR POWERED BY JOBS CONNECTED

11:30 AM – 1:00 PM | Cherry Blossom Ballroom, Ballroom Level

The Career Fair will be held in the Cherry Blossom Ballroom located on the ballroom level. All appointments will be held between 11:30 AM – 1:00 PM. If you have not signed up to attend, please use QR code below to sign up to attend or make appointments with the recruiters. Please see the SMFM Staff member onsite if you have any questions regarding any of the recruiters or their availability during the Career Fair. Please see the 2024 Conference App and Website for an updated listing.



Participating Companies:

- Advocate Health
- Allegheny Health Network
- Bayhealth Medical Center
- Children's Mercy Kansas City
- Covenant HealthCare-Michigan
- Cox Health
- Geisinger
- HCA Healthcare
- Hackensack Meridian Health
- MedStar Health Group
- Mercy
- Memorial Healthcare System
- Norton Medical Group - Norton Children's Medical Group
- OSF Healthcare
- Pediatrix Medical Group
- Penn State Health
- School of Medicine - University of Missouri
- Saint Alphonsus Medical Group

As of December 8, 2023.

"ASK-A-LAWYER" DROP-IN SESSIONS WITH THE ABORTION DEFENSE NETWORK

12:00 PM – 2:00 PM | Camellia 1, Ballroom Level

Stop by during these open office hours for an informal discussion with legal experts from the Abortion Defense Network (ADN). Learn about this initiative that aims to connect people and organizations who are facing legal threats related to abortion care with legal advice, representation, and funding. While no legal advice can be provided during this session, we can connect you with available resources.

*ADN is a collaboration between the Lawyering Project, the ACLU, the Center for Reproductive Rights, If/When/How, National Women's Law Center, and Resources for Abortion Delivery.

RESIDENT FORUM

1:00 PM – 2:30 PM | Potomac 1 - 2, Ballroom Level

Course Director: Martina Badell, MD

This year the Resident Forum will feature two panel discussions. First, current MFM fellows from around the country will share their tips about the process of applying to fellowship, preparing for fellowship interviews, and creating rank order lists. Then, MFM Fellowship Program Directors will share their insights and perspectives about the MFM Fellowship application and interview and matching process. Panelists will also answer your questions.

SCIENTIFIC FORUMS

COMPREHENSIVE REPRODUCTIVE HEALTH

1:00 PM – 3:00 PM | Chesapeake G-I, Ballroom Level

Forum Leader: Ashish Premkumar, MD

This forum is designed to bring together those interested in comprehensive reproductive health, inclusive of contraception and abortion provision. The forum will showcase research opportunities, highlight ongoing work, and encourage collaboration.

1:00 PM	Welcome and Introductions	Ashish Premkumar, MD
1:20 PM	Using Public Health Databases to Pursue Comprehensive Reproductive Health Research	Antoinette Nguyen, MD, MPH
1:40 PM	Utilizing PRAMS Data to Assess Comprehensive Reproductive Health Outcomes	Nigel Madden, MD
2:00 PM	Operationalizing D&E in a Restricted Environment	CeCe Cheng, MD
2:20 PM	Weaponizing Perinatal Palliative Care	Abigail Wilpers, PhD., WHNP-BC
2:40 PM	Fetal Therapy and Abortion	Jessian Munoz, MD, MPH, PhD

CRITICAL CARE

1:00 PM – 3:00 PM | Maryland Ballroom B, Ballroom Level

Forum Leader: Sarah Rae Easter, MD

Please visit the mobile app to view the agenda for this forum.

DIABETES

1:00 PM – 3:00 PM | National Harbor 4, Ballroom Level 2

Forum Leader: Kartik Venkatesh, MD, PhD

This forum will present interdisciplinary perspectives on cutting edge research, public health, and clinical management of diabetes in pregnancy. This year we will focus on diabetes across the pregnancy continuum and from the broader perspective of cardiometabolic health from optimizing preconception diabetes care, intrapartum glycemic management, cardiometabolic risk before, during, and after pregnancy, and the impact of social determinants on cardiometabolic health.

1:00 PM	Welcome and Introduction	Kartik Venkatesh, MD, PhD
1:05 PM	Improving Clinical Outcomes with Preconception Diabetes Care	Aoife Egan, MB, BCh, PhD
1:25 PM	Intrapartum Glycemic Management in Pregestational and Gestational Diabetes Mellitus	Gianna Wilkie, MD, MSCI
1:45 PM	Screening for Diabetes in Pregnancy: Who, When, and How?	Lorie Harper, MD, MSCI
2:05 PM	Addressing Cardiometabolic Risk Before, During, and After Pregnancy	Natalie Cameron, MD, MPH
2:25 PM	Social Determinants of Disparities in Peripartum Cardiometabolic Health	Nilay Shah, MD, MPH
2:45 PM	Panel Discussion with Q&A	Kartik Venkatesh, MD, PhD

FETAL CARDIOLOGY

1:00 PM – 3:00 PM | Chesapeake 7-9, Ballroom Level

Forum Leader: Diana Wolfe, MD, MPH

This forum is designed to bring together a multidisciplinary team to discuss the team approach to the fetal cardiac case. Furthermore to recognize the link between maternal cardiovascular health and the health of offspring.

1:00 PM	Welcome and Introductions	Diana Wolfe, MD, MPH
1:05 PM	How to Perform the Fetal ECHO: The MFM Perspective	Alfred Abuhamad, MD
1:25 PM	How to Perform the Fetal ECHO: The Pediatric Cardiologist Perspective	Jack Rychik, MD
1:45 PM	Fellow Case Presentation and Panel Discussion	Alexa Cohen, MD
2:15 PM	Life After Birth: The Pediatric Cardiac Surgeon Perspective	Ibrahim Abdullah, MD
2:35 PM	Links Between Maternal CVD Disease and the Health of Offspring	Kim Haberer, MD
2:55 PM	Conclusions	Diana Wolfe, MD, MPH

GENETICS

1:00 PM – 3:00 PM | National Harbor 13, Ballroom Level 2

Forum Leaders: Anne Mardy, MD; Kate Swanson, MD

1:00 PM	Welcome and Introductions	Anne Mardy, MD; Kate Swanson, MD
1:20 PM	ClinGen Prenatal Gene Curation Expert Panel (GCEP)	Roni Zemet LAzar, MD
1:40 PM	Sequencing for Recurrent Pregnancy Loss	Alexandra Tinfow, MS
2:00 PM	Sequencing for Fetal Demises	April Adams, MD, MS
2:20 PM	Sequencing for Non-Anomalous Fetuses	Jessica Giordano, MS
2:40 PM	Panel Discussion with Q&A	

GLOBAL HEALTH

1:00 PM – 3:00 PM | Riverview Ballroom 2, Lower Atrium

Forum Leader: Tania Herrera Rodriguez, MD

Congenital infections represent a major burden of morbidity and mortality worldwide. This forum is designed to bring together researchers from different backgrounds and to showcase the need to build strong screening, preventive programs. New vaccines, prenatal ultrasound and international collaborations will be presented.

1:00 PM	Building Programs to Eradicate Congenital Toxoplasmosis: Understanding and Development of Public Health Strategies	Rima McLeod, MD
1:20 PM	Maternal Fetal Interface Through Experimental Models for Vertical Transmission	Irina Burd, MD, PhD
1:40 PM	Progress in Vaccine Development for Perinatal and Congenital Infections: How Close Are We?	Nestor Sosa, MD
2:00 PM	Infectious Fetopathy: What to Look for in a Scan?	Magda Sanz Cortes, MD, PhD
2:20 PM	What Does the Halo Sign Mean in Fetal CMV Infection?	Ameth Hawkins-Villareal, MD

HEALTHCARE DISPARITIES & HEALTH EQUITY

1:00 PM – 3:00 PM | Chesapeake J-L, Ballroom Level

Forum Leader: Michelle Owens, MD

Please visit the mobile app to view the agenda for this forum.

HYPERTENSION

1:00 PM – 3:00 PM | Chesapeake 1-3, Ballroom Level

Forum Leader: Laurence Shields, MD

This forum will concentrate on two areas. First, postpartum management of hypertension and remote blood pressure monitoring. Second, the evolution of serum screening for preeclampsia and the clinical application of serum screen for preeclampsia.

1:00 PM	Introductions and Preeclampsia Foundation Updates	Laurence Shields, MD
1:10 PM	Postpartum Hypertension – What is Our Goal, and How Can We Help Patients Achieve It?	Annie Dude, MD, PhD
1:30 PM	Remote Blood Pressure Monitoring for Improved Outcomes in Postpartum Hypertension	Adi Hirshberg, MD
1:50 PM	The Evolution of Preeclampsia Screening: Past, Present, and Future	Andrea Desai, MD
2:20 PM	Clinical Implementation of Serum Screening for Preeclampsia	John Ozimek, DO

IMPLEMENTATION SCIENCE IN OBSTETRICS

1:00 PM – 3:00 PM | Riverview Ballroom 3, Lower Atrium

Forum Leaders: Rebecca Hamm, MD, MSCE; Sindhu Srinivas, MD, MSCE

Implementation science is the study of methods to promote the systematic uptake of evidence-based practices into routine care. Implementation science tries to address the significant gap between interventions that research has shown to be effective and their delivery to patients. For the 2nd year of the Implementation Science in Obstetrics Scientific Forum at SMFM 2024, we will focus on the science of de-implementing low value care and showcase applications of de-implementation in obstetrics. Priorities for de-implementation in maternal health that will be addressed include de-implementing unnecessary cesarean delivery, oxygen supplementation for Category II fetal heart rate tracings, overuse of alarms on labor and delivery, and more.

1:00 PM	Welcome and Introductions: The Case for De-Implementation in Obstetrics	Sindhu Srinivas, MD, MSCE
1:10 PM	Priorities at the Intersection of Maternal Health and De-Implementation Science; Tools for De-Implementation	Rebecca Hamm, MD, MSCE
1:25 PM	Psychiatric Medications & Pregnancy: Reducing Routine Discontinuation	Emily Miller, MD, MPH
1:45 PM	Reducing Alarm Fatigue in Maternal Monitoring on Labor and Delivery	Adina Kern Goldberger, MD, MPH, MSCE
2:05 PM	Towards De-implementation of Oxygen Supplementation for Management of Category II Fetal Heart Tracings in Labor	Nandini Raghuraman, MD
2:25 PM	De-Implementing Unnecessary Cesarean	Jennifer Callaghan-Koru, PhD
2:45 PM	De-Implementing Separation of the Maternal-infant Dyad	Alison Stuebe, MD, MSc

LABOR AND DELIVERY

1:00 PM – 3:00 PM | Maryland Ballroom 4-6, Ballroom Level

Forum Leader: Alexis Gimovsky, MD

1:00 PM	Welcome and Introductions	Alexis Gimovsky, MD
1:05 PM	Current Controversies in IOL	Corina Schoen, MD
1:25 PM	Cell Saver for Vaginal Birth	Jaclyn Phillips, MD
1:45 PM	Virtual Reality on L and D	Melissa Wong, MD, MHDS
2:05 PM	Discontinuation of Oxytocin in Active Labor	Nandini Raghuraman, MD
2:25 PM	A practical guide for performing intrapartum ultrasound for the MFM	Federica Bellussi, MD, PhD
2:45 PM	Panel Discussion with Q&A	Alexis Gimovsky, MD; Federica Bellussi, MD, PhD; Nandini Raghuraman, MD; Melissa Wong, MD, MHDS; Jaclyn Phillips, MD; Corina Schoen, MD

MATERNAL-FETAL SURGERY

1:00 PM – 3:00 PM | Maryland Ballroom A, Ballroom Level

Forum Leaders: Alireza Shamshirsaz, MD; Ali Javinani, MD

This scientific forum presents a cutting-edge platform for a comprehensive discourse on the latest advancements in fetal surgery. The agenda will encompass the role of fetoscopic laser ablation in the management of vasa previa. Subsequently, we will combine evidence and experience to elucidate the classification and management of selective fetal growth restriction and atypical TTTS—a notably challenging topics for debate within the field of fetal surgery. Our pediatric interventionists will then share their invaluable experiences in the realm of prenatal treatment for vein of Galen malformation and fetal genome editing. Additionally, we will explore intrauterine fetal anemia treatment, evaluating recent breakthroughs in this important topic of obstetric history. Finally, the session will conclude with a discussion on the innovative technique of amnioinfusion in treating fetal renal failure.

1:00 PM	Fetoscopic Laser Ablation for Vasa Previa: Is it Time to Allow Vaginal Delivery? with Q&A	Ramesha Papanna, MD, MPH
1:15 PM	Selective Fetal Growth Restriction: Challenges and Management Strategies with Q&A	Ramen Chmait, MD
1:30 PM	Beyond the routine day-to-day cases: Introduction to atypical TTTS	Asma Khalil, MD, MSc
1:45 PM	Panel Discussion with Q&A	
1:50 PM	Defusing a Pumping Head Bomb: Advances in Vein of Galen Malformation Treatment	Darren Orbach, MD, PhD
2:05 PM	Solve the Problem Before It Happens: Fetal Genome Editing with Q&A	William Peranteau, MD
2:20 PM	Code Red: What's New in Intrauterine Treatment of Fetal Anemia? with Q&A	Kenneth Moise, Jr., MD
2:35 PM	Let's Keep it Hydrated: Innovative Technique of Amnioinfusion in Fetal Renal Failure with Q&A	Mounira Habli, MD
2:50 PM	Panel Discussion with Q&A	

OBSTETRIC INNOVATION

1:00 PM – 3:00 PM | Riverview Ballroom 4, Lower Atrium

Forum Leaders: Alisse Hauspurg, MD; Adam Lewkowitz, MD, MPH

This forum is designed to address key topic areas in obstetric innovation, foster discussion surrounding the importance of approaching innovation through an equity lens and highlight the critical role of community partnerships to improve maternal health outcomes.

1:00 PM	Welcome and Introductions	Alisse Hauspurg, MD; Adam Lewkowitz, MD, MPH
1:10 PM	Application of Machine Learning, AI and Chatbot in Obstetrics	Melissa Wong, MD, MHDS
1:35 PM	Novel Uses of Wearable Technology in Obstetrics	Valene Garr Barry, PhD
2:00 PM	The Use of Natural Language Processing to Improve Pregnancy Outcomes	Mark Clapp, MD, MPH
2:25 PM	The Importance of Community Partnerships in Development of New Technology in Obstetrics	Natalie Hernandez, PhD, MPH
2:45 PM	Session Wrap Up and Discussion	Alisse Hauspurg, MD; Adam Lewkowitz, MD, MPH

OBSTETRIC QUALITY & SAFETY

1:00 PM – 3:00 PM | Riverview Ballroom 1, Lower Atrium

Forum Leaders: Dena Goffman, MD; Naima Joseph, MD, MPH

There is no quality without equity. In this forum, we present innovative approaches to drive equitable pregnancy care of equity, through the lens of health system transformation.

The focus of the forum is driving transformation within health systems, so want you to speak not really on postpartum care, but how as a system you are transforming postpartum care delivery, mechanisms, and levers, and why this is important for birthing patients. I hope audience members will come away engaged to advocate within their own health systems and have some tips/tricks to do so.

1:00 PM	Welcome and Introductions	Naima Joseph, MD, MPH; Dena Goffman, MD
1:05 PM	Time For a Revolution: Lessons Learned from A Review of US Maternal Deaths	Lisa Hollier, MD
1:25 PM	Health Equity and Health System Transformation	Elena Mendez-Escobar, PhD, MBA
1:45 PM	Delivery Quality Through Equity in Pregnancy Care	Christina Davidson, MD
2:05 PM	Rethinking Prenatal Care: Maternal Medical Homes and Care Navigation	Sindhu Srinivas, MD, MSCE
2:25 PM	Preconception and Postpartum Care	Suchitra Chandrasekaran, MD, MSCE
2:45 PM	Moderated Q&A	Dena Goffman, MD; Naima Joseph, MD, MPH

PERINATAL EPIDEMIOLOGY

1:00 PM – 3:00 PM | National Harbor 6, Ballroom Level 2

Forum Leaders: Rachel Pilliod, MD; Marcela Smid, MA, MD, MS

There have been growing numbers of women in medicine, particularly in the field of maternal-fetal medicine. Understanding the burden of reproduction and child rearing within female physician training and workforce as it applies to physician physical health and clinical outcomes, career trajectory and advancement, and professional satisfaction has been studied across and beyond our field. The goal of this session is to review available data for female physician reproductive health outcomes and the impact of child-bearing and parent on female physicians.

1:00 PM	Welcome and Introductions	Rachel Pilliod, MD; Marcela Smid, MA, MD, MS
1:10 PM	Adverse Obstetric Outcomes Among Physicians	Jackie Powell, MD
1:40 PM	The Burden of Parenting in Professional Training	Jasmine Johnson, MD
2:10 PM	Imposter Syndrome	Jessica Page, MD, MSCI
2:40 PM	Discussion and Wrap-Up	Marcela Smid, MA, MD, MS; Rachel Pilliod, MD

PERINATAL MENTAL HEALTH

1:00 PM – 3:00 PM | National Harbor 7, Ballroom Level 2

Forum Leaders: Danielle Panelli, MD, MS; Amanda Yeaton-Massey, MD

1:00 PM	Welcome and Introductions	Danielle Panelli, MD, MS
1:10 PM	The Role of Maternal Disposition in Development and Prevention of Perinatal Mental Health Conditions	Nina Ayala, MD, ScM
1:40 PM	Addressing Adverse Childhood and Adult Experiences During Prenatal Care	Elliott Main, MD
2:10 PM	Improving Patient Experience After a Difficult Birth	Arianna Cassidy, MD
2:40 PM	Psychosocial Impact of Prenatal Diagnosis of Fetal Anomalies	Christina (Nina) Paidas Teefey, MD, PMH-C

PLACENTA ACCRETA SPECTRUM

1:00 PM – 3:00 PM | National Harbor 5, Ballroom Level 2

Forum Leaders: Hiba Mustafa, MD; Amir Shamshirsaz, MD

This scientific session will provide the audience an unconventional and state-of-art knowledge and experience from world renowned experts in the field of placenta accreta spectrum. Our experts will supplement us with pearls as well as tips and tricks for PAS diagnosis and how imaging evolves from first trimester throughout the third trimester. Speakers will present their recent cutting-edge research for early detection of PAS utilizing circulating trophoblasts and biomarkers. Challenging cases and learning lessons will be shared. Then speakers will guide us on tips and tricks to reduce blood loss and the need for blood transfusion. Experience in conservative management of PAS will be presented along with hands-on simulation of surgical techniques and approaches.

1:00 PM	Biological Mechanism of PAS	Yalda Afshar, MD, PhD
1:00 PM	Placenta Accreta Spectrum	Hiba Mustafa, MD
1:00 PM	Placenta Accreta Spectrum	Amir Shamshirsaz, MD
1:20 PM	Tips and Tricks for PAS Imaging, From First to Third Trimester, the Italian Experience	Francesco D'Antonio, MD, PhD, MBBS, MSc
1:40 PM	Bench to Bedside, Proteomics and Metabolomics for Early Diagnosis of PAS	Scott Shinker, MS, DO
2:00 PM	Challenging Cases and Learning Lessons, the Canadian Experience	Sebastian Hobson, MD, PhD, MPH
2:20 PM	Disparities in Care for PAS, How to Improve Resources	Jessian Munoz, MD, MPH, PhD
2:40 PM	Innovative Surgical Approaches for PAS Management Via Simulation Platform, the Latin American Experience	Albaro Nieto-Calvache, MD

PRETERM LABOR

1:00 PM – 3:00 PM | Maryland Ballroom C, Ballroom Level

Forum Leader: K. Joseph Hurt, MD, PhD

Please visit the mobile app to view the agenda for this forum.

SMFM THRIVE (BURNOUT & WELLNESS)

1:00 PM – 3:00 PM | National Harbor 12, Ballroom Level 2

Forum Leader: Jerasimos Ballas, MD, MPH

Explore how achieving wellness and avoiding burnout can evolve as our personal and professional lives advance from the perspective of MFMs at three distinct career stages. Whether you're early or midway through your career, contemplating a change in direction, or transitioning to retirement, this session will provide invaluable insight into maintaining your sense of harmony along the way.

1:00 PM	Thriving Throughout your Career: Can Harmony Change Over Time?	Jerasimos Ballas, MD, MPH
1:10 PM	Wellness and Avoiding Burnout Leaving Fellowship and Starting Your Faculty Journey	Omar Young, MD
1:30 PM	Maintaining Harmony while Navigating an Academic Career	Irina Burd, MD, PhD
1:50 PM	Personal and Professional Wellness when Forging a New Career Path	Sina Haeri, MD, MHSA
2:10 PM	Succession Planning – How Wellness Can Shape Your Legacy	Mike Foley, MD
2:30 PM	Panel Discussion with Q&A	Jerasimos Ballas, MD, MPH; Omar Young, MD; Irina Burd, MD, PhD; Sina Haeri, MD, MHSA; Mike Foley, MD

TOXICOLOGY AND SUBSTANCE ABUSE USE DISORDERS IN PREGNANCY

1:00 PM – 3:00 PM | Riverview Ballroom 5, Lower Atrium

Forum Leaders: Cassandra Heiselman, DO, MPH; Stephanie Pierce, MD, MS

This forum focuses on patient-centered approaches to discussing, screening for, and treating SUD during pregnancy. We will address ways in which to use inclusive and non-stigmatizing language in the care of pregnant people with SUD, present key topics surrounding the landscape of care for pregnant people with SUD and where MFMs can contribute, and discuss wraparound support methods including peer recovery support specialists for pregnant and postpartum people with SUD.

1:00 PM	Navigating the Landscape of Care for Pregnant People with SUD: How MFMs Can Contribute	Jessica Ratner, MD
1:40 PM	Role of Peer Recovery Support Specialists in Caring for Pregnant People with SUD	Laura Sternberger, LICSW
1:40 PM	Role of Peer Recovery Support Specialists in Caring for Pregnant People with SUD	Latisha Goullaud
1:40 PM	Role of Peer Recovery Support Specialists in Caring for Pregnant People with SUD	Maura McDonald-Brown, LIC SW
2:20 PM	Breaking Through the Stigma: Language, Culture, and Environment	David Garry, DO

ULTRASOUND

1:00 PM – 3:00 PM | Maryland Ballroom 1-3, Ballroom Level

Forum Leader: Daniele Di Mascio, MD

This forum is designed to bring together leading experts on diagnosis and management of fetal growth restriction. The forum will also focus on the current controversies among international societies and guidelines.

1:00 PM	Welcome and Introductions	Daniele Di Mascio, MD
1:05 PM	FGR and SGA: Why Should I Use ISUOG Guidelines in My Clinical Practice?	Tamara Stampalija, MD, PhD
1:20 PM	FGR and SGA: Why Should I Use SMFM Guidelines in My Clinical Practice?	Juliana Gevaerd Martins, MD
1:35 PM	Discussion and Q&A	Juliana Gevaerd Martins, MD; Tamara Stampalija, MD, PhD
1:45 PM	Third Trimester Ultrasound: If So, When?	Francesc Figueras, MD
2:00 PM	The Dilemma of Choosing the Right Growth Chart: Does One Size Fit All?	Tullio Ghi, PhD
2:15 PM	Discussion and Q&A	Tullio Ghi, PhD; Francesc Figueras, MD
2:25 PM	Preventing Stillbirths: Is it Only a Matter of Size?	Asma Khalil, MD, MSc
2:40 PM	How and When to Deliver FGR	Suneet Chauhan, MD
2:55 PM	Discussion and Q&A	Suneet Chauhan, MD; Asma Khalil, MD, MSc


ORAL PLENARY SESSION I AND LATE-BREAKING


3:45 PM – 6:00 PM | Potomac Ballroom, Ballroom Level

TIME	ABSTRACT #	ABSTRACT TITLE	PRESENTING AUTHOR
3:45 PM	1	Multicenter, Prospective Cohort of Genome Sequencing in 750 Fetal Structural Anomalies	Ronald Wapner, MD
4:00 PM	2	Association Between HDP and GDM and Child Cardiovascular Health in Early Adolescence	Kartik Venkatesh, MD, PhD
4:15 PM	3	Evaluation of a More Restrictive, Heparin-Based, Obstetric Thromboprophylaxis Protocol	Macie Champion, MD
4:30 PM	4	Cost-Effectiveness of Azithromycin for the Prevention of Maternal Sepsis or Death in Planned Vaginal Births	Alan Tita, MD, PhD
4:45 PM	5	Peripartum Dapagliflozin Improves Late Life Cardiovascular Outcomes in a Mouse Model of Superimposed Preeclampsia	Ashley Hesson, MD, PhD
5:00 PM	6	Effect of Supplemental Oxygen for Category II Resuscitation on Oxidative Stress: A Randomized Controlled Trial	Nandini Raghuraman, MD
5:15 PM	7	Association of Postpartum Oxytocin Dose and Postpartum Hemorrhage	Ashley Shea, MD, MPH
5:30 PM	8	A Randomized Controlled Trial (RCT) of Laser Surgery in Twin-Twin Transfusion Syndrome: The Sequential Trial	Ramen Chmait, MD
5:45 PM	LB01	Development of Post-Acute Sequelae of SARS-CoV-2 (PASC) After Infection in Pregnancy: NIH RECOVER-Pregnancy Cohort	Torri Metz, MD, MSCI


TUESDAY, FEBRUARY 13

DAILY SCHEDULE-AT-A-GLANCE

7:00 AM – 8:00 PM	Attendee Services, Onsite Registration, Member Information	Convention Center Prefunction, Ballroom Level
7:00 AM – 5:00 PM	Lactation Lounge supported in part by:  Obstetrics, Gynecology and Reproductive Sciences	National Harbor 8, Ballroom Level 2
7:00 AM – 5:00 PM	Speaker Ready Room	Chesapeake A-C, Ballroom Level
7:00 AM – 8:00 AM	Continental Breakfast	Convention Center Prefunction, Ballroom Level
7:15 AM – 7:30 AM	Foundation for SMFM Chair Address	Potomac Ballroom, Ballroom Level
7:30 AM – 8:00 AM	Keynote Address: Healthcare Updates from the Administration	Potomac Ballroom, Ballroom Level
8:00 AM – 5:00 PM	Practice Management Consulting Services	Camellia 2, Ballroom Level
8:00 AM – 10:00 AM	Oral Plenary Session II – Fellows Plenary	Potomac Ballroom, Ballroom Level
10:00 AM – 10:30 AM	Late-Breaking Research Presentations Session II	Potomac Ballroom, Ballroom Level
10:00 AM – 12:00 PM	“Ask-a-Lawyer” Drop-In Sessions with the Abortion Defense Network	Camellia 1, Ballroom Level
10:30 AM – 8:00 PM	Exhibit Hall Open	Prince George’s CDE, Lower Atrium
10:30 AM – 12:00 PM	Poster Session I	Prince George’s CDE, Lower Atrium
11:30 AM – 12:15 PM	Product Theater	Prince George’s CDE, Lower Atrium

Revolutionizing Diabetes Care in Pregnancy: The Role of the Continuous Glucose Monitoring for Maternal-Fetal Health
Supported by: 

12:00 PM – 1:00 PM	Special Interest Groups	See page 59
12:00 PM – 1:00 PM	High Yield Updates for MFMs from CDC	National Harbor 6-7, Ballroom Level 2
12:00 PM – 1:00 PM	State Liaison Networking Event: MFMs Leading State Initiatives and Advocacy to Optimize Pregnancy Outcomes	National Harbor 12-13, Ballroom Level 2
12:00 PM – 1:00 PM	Industry-Supported Learning Luncheons	For full details, see page 21
	Advancements in Preeclampsia Risk Assessment Across All Trimesters Using Blood-Based Biochemical Markers Supported by: 	
	Maternal-Fetal Immunology: A New Frontier Supported by: 	
12:00 PM – 1:00 PM	Luncheon Roundtables	See page 59
1:30 PM – 3:30 PM	Oral Concurrent Sessions 1-3	See page 60
3:30 PM – 5:00 PM	Poster Session II	Prince George's CDE, Lower Atrium
5:00 PM – 6:30 PM	Meet the Fellows and Residents Reception (Invitation Only) Supported by: 	Cherry Blossom Ballroom, Ballroom Level
6:00 PM – 8:00 PM	Networking with a Twist: Mardi Gras Style! and Foundation Silent Auction	Prince George's CDE, Lower Atrium



ORAL PLENARY SESSION II – FELLOWS PLENARY AND LATE-BREAKING

8:00 AM – 10:30 AM | Potomac Ballroom, Ballroom Level

TIME	ABSTRACT #	ABSTRACT TITLE	PRESENTING AUTHOR
8:00 AM	9	Pessary or Cerclage (PC Study) to prevent recurrent preterm delivery – a randomized controlled trial	Annabelle van Gils, MD
8:15 AM	10	Optimal Misoprostol Dosing Among Patients with a BMI Greater Than 30: A Randomized Controlled Trial	Alexander Saucedo, MD
8:30 AM	11	Donor velamentous cord insertion: an omen for poor laser outcomes?	Christy Gandhi, MD
8:45 AM	12	Outpatient Induction of Labor – Primary Outcome Results from the HOME INDUCTION Randomized Controlled Trial	Sarah Nicholson
9:00 AM	13	The effect of enhanced recovery after surgery (ERAS) on neonatal glucose: A randomized, equivalence trial	Amanda McWhirter, MD
9:15 AM	14	Persistent Programming of Offspring Gut Serotonin Pathway by Maternal Western-Style Diet in Non-Human Primates	Erin Bolte, PhD
9:30 AM	15	Panniculus retractor use for visualization of fetal anatomy: a randomized controlled trial	Melissa Wise, MD
9:45 AM	16	Early amniotomy after Foley balloon in labor induction: a randomized clinical trial	Marissa Berry, MD
10:00 AM	LB02	Long Term Outcomes for The Milking In Non-Vigorous Infants (MINVI) Trial	Anup Katheria, MD
10:15 AM	LB03	Randomized trial of screening for preterm birth in low-risk women. The Preterm Birth Screening Study	Gabriele Saccone, MD

SPECIAL INTEREST SESSIONS AND ANCILLARY EVENTS

PRACTICE MANAGEMENT CONSULTING SERVICES

8:00 AM – 5:00 PM | Camellia 2, Ballroom Level

As an added benefit for attendees, SMFM will offer complimentary 30-minute consults with Frank Ciafone, MBA, member of the SMFM Practice Management Division Advisory Board and lead consultant with SMFM's Practice Management Consulting Services. Consult time slots have filled up early at previous meetings, so book your complimentary, private session today by visiting smfm.org/consulting. **Unable to find a timeslot that works for your schedule?** Contact Frank to schedule a free virtual session! For questions, please call, text, or email Frank (fmciafone@gmail.com or 602-885-8880).



"ASK-A-LAWYER" DROP-IN SESSIONS WITH THE ABORTION DEFENSE NETWORK

10:00 AM – 12:00 PM | Camellia 1, Ballroom Level

Stop by during these open office hours for an informal discussion with legal experts from the Abortion Defense Network (ADN). Learn about this initiative that aims to connect people and organizations who are facing legal threats related to abortion care with legal advice, representation, and funding. While no legal advice can be provided during this session, we can connect you with available resources.

*ADN is a collaboration between the Lawyering Project, the ACLU, the Center for Reproductive Rights, If/When/How, National Women's Law Center, and Resources for Abortion Delivery.

HIGH YIELD UPDATES FOR MFMS FROM CDC

12:00 PM – 1:00 PM | National Harbor 6 – 7, Ballroom Level

A must-attend for MFMs who want to stay in the know. Join this fast-paced and high-yield round robin session with experts on what's new from CDC in pregnancy-related morbidity and mortality, family planning and contraception, syphilis, substance use, and hot-topics du jour...and what it all means for the practicing MFM!

Learning Objectives:

1. Describe the latest information on pregnancy-related morbidity and mortality from national public health surveillance systems and know where to find updates online.
2. Anticipate updates to contraception management resources, including for over counter progestin-only options and updates to the U.S. Medical Eligibility Criteria for Contraceptive Use.
3. Discuss recent updates to CDC guidelines on prenatal exposures, including for infectious diseases and substance use.

STATE LIAISON NETWORKING EVENT: MFMS LEADING STATE INITIATIVES AND ADVOCACY TO OPTIMIZE PREGNANCY OUTCOMES

12:00 PM – 1:00 PM | National Harbor 12 – 13, Ballroom Level

SMFM invites you to a meeting of the State Liaison Network (SLN), the Society's member-led initiative focused on state-level advocacy and implementation of state-based public health programs. The meeting will allow you to network with fellow leaders in high-risk obstetrics from your state and provide feedback on SLN activities. The meeting is open to current SLN members as well as others looking to learn more about the Network's activities.

LUNCHEON ROUNDTABLES

Luncheon roundtables showcase timely presentations by authorities in the specialty. All roundtable events are in-person and will cover current controversies and concerns in maternal-fetal medicine. Registered attendees will receive a box lunch and beverage.

 **Additional fee required**

ABCs OF LIVER DYSFUNCTION IN PREGNANCY: ACUTE FATTY LIVER OF PREGNANCY, BILE ACIDS, AND HEPATITIS C

12:00 PM – 1:00 PM | Chesapeake 7-9, Ballroom Level

Roundtable Leader: David Nelson, MD

TBD

HOCUS POCUS! AN OB/GYN'S GUIDE TO THE MAGIC OF POINT OF CARE ULTRASOUND

12:00 PM – 1:00 PM | Chesapeake 10-12, Ballroom Level

Roundtable Leader: Sara Abu-Tabikh, MD

Want to know why your patient is desatting and if your patient has pulmonary edema vs atelectasis right away? Tired of waiting for several hours for an x-ray or even days for an echo? Learn how to perform point of care ultrasound on the lungs, heart, and assess fluid status to provide a dynamic, cost-effective, efficient clinical assessment of your OB/GYN patient and improve patient care! This lecture will review how to perform basic point of care ultrasound to structures outside the pelvis and how to integrate it into an OB/GYN's clinical practice. Please join to see the magic of point of care ultrasound

IMPACT OF DOBBS V. JACKSON WOMEN'S HEALTH ON PERIVIALE PREGNANCY CARE

12:00 PM – 1:00 PM | Chesapeake J-L, Ballroom Level

Roundtable Leader: Sarah Cross, MD

This luncheon roundtable will be comprised of multidisciplinary panel of experts from across the country will discuss practice considerations in caring for patients at risk for delivery in the periviable period in the post-Roe era.

THE ROLE OF THE MFM: "TIPS" IN REDUCING PERINATAL HEALTH DISPARITIES

12:00 PM – 1:00 PM | Chesapeake G-I, Ballroom Level

Roundtable Leader: Washington Hill, MD

There is an unacceptable gap and has been for many years in maternal morbidity and mortality amongst the various racial and ethnic groups. Much data has been published on this occurrence. It is not improving. This luncheon will discuss the role of the MFM in reducing perinatal health disparities. The session will also provide tips in teaching obstetricians, nursing and maternal-fetal medicine colleagues and others their role in reducing these disparities. A number of factors are involved in producing or reducing perinatal health disparities. These include the health system factors, patient-level factors, our clinical encounters, provider factors, and the so important social determinants or drivers of health. Together, we will explore, define them and then our role in addressing these factors as we manage our patients. Attendees will take away what they should be doing, sharing and teaching if we are to make progress soon in reducing perinatal health disparities.

SPECIAL INTEREST GROUPS

ARMED FORCES MFM NETWORK SPECIAL INTEREST GROUP

12:00 PM – 1:00 PM | National Harbor 4, Ballroom Level

Group Moderator: Stacy Schmiedecke, MD

The Armed Forces MFM Network is pleased to host Dr. Olaide Ashimi Balogun, who will present on "Maternal M&M in the Underserved." The presentation will last approximately 45 minutes and is open to all. This is followed by our annual business meeting open to our members.

RURAL HEALTH SPECIAL INTEREST GROUP

12:00 PM – 1:00 PM | National Harbor 5, Ballroom Level

Group Moderators: Rachel Rodell, MD; Christina Rodriguez, MD

Rural health is an underserved area that has a unique model to provide access to care. This special interest group will connect physicians practicing in or providing care to rural areas. We will work toward developing/sharing tools and workflows to extend evidence-based care to rural settings. There will be short presentations with group discussion.

Topics will include:

1. Rural patient transport and maternal levels of care
2. Access to care including remote ultrasound, telemedicine and outreach
3. Network building: case review, guideline development, camaraderie and support

ORAL CONCURRENT ABSTRACT SESSIONS

ORAL CONCURRENT SESSION 1 – PREMATUREITY

1:30 PM – 3:30 PM | Potomac Ballroom AB, Ballroom Level

TIME	ABSTRACT #	ABSTRACT TITLE	PRESENTING AUTHOR
1:30 PM	17	Risk Markers for Recurrent Adverse Pregnancy Outcomes	William Grobman, MBA, MD
1:45 PM	18	Prenatal Heat Stress and Birth Outcomes in a Rural Ghanaian Cohort	Blair Wylie, MD, MPH
2:00 PM	19	Neonatal Hypoglycemia in Pregnancies at Risk for Late Preterm Birth: Childhood Neurodevelopmental Outcomes	Cynthia Gyamfi-Bannerman, MD, MS
2:15 PM	20	Pessary Versus Cerclage With/Without Progesterone in Twin Pregnant Women and a Short Cervix: A RCT	Yen TN He, MD
2:30 PM	21	Vaginal polyamines mitigate inflammasome activation: potential immune mechanisms governing barrier function in preterm birth	Kristin Gerson, MD, PhD
2:45 PM	22	Vaginal Progesterone for the Prolongation of Pregnancy After Arrested Pre-Term Labor–Multicenter Randomized Controlled Trial	Enav Yefet, MD, PhD
3:00 PM	23	Investigating the Association Between Preterm Delivery and Autism Spectrum Disorder in Childhood	Sapir Ellouk, MD, MPH
3:15 PM	24	Vaginal Putrescine Attenuates Microbe-Mediated Inflammation in the Cervical Epithelium	Kristin Gerson, MD, PhD

ORAL CONCURRENT SESSION 2 – DIABETES

1:30 PM – 3:30 PM | Potomac Ballroom C, Ballroom Level

TIME	ABSTRACT #	ABSTRACT TITLE	PRESENTING AUTHOR
1:30 PM	25	Initiation of Metformin in Pregnancy Results in Fetal Bioaccumulation, Growth Restriction & Renal Dysmorphology	Kjersti Aagaard, MD, PhD
1:45 PM	26	IRELAnD–Investigating the Role of Early Low-dose Aspirin in Diabetes: A Multicenter Placebo-Controlled Blinded Randomized Trial	Catherine Finnegan, MB, Bch, BAO
2:00 PM	27	Relationship Between Metformin Use and Preterm Preeclampsia in Pregnancies with Type 2 Diabetes	Maya Patel, BS
2:15 PM	28	Oral Antihyperglycemic Agent Strategy Versus Insulin for Gestational Diabetes Mellitus – A Randomized Controlled Trial	Doortje Rademaker, BSc, MD, MSc
2:30 PM	29	Permissive Glucose Control Versus Usual Care for Diabetes in Labor: An Equivalence Randomized Control Trial	Ghamar Bitar, MD
2:45 PM	30	Breastfeeding and Long-Term Maternal and Child Cardiometabolic Health at 10-14 years after delivery	Yiwen Cui, MD
3:00 PM	31	Association of Glucose Profiles Based on Daily Continuous Glucose Monitoring Metrics with Adverse Perinatal Outcomes	Ashley Battarbee, MD, MSCR
3:15 PM	32	Classifying Patients Based on Weekly Continuous Glucose Monitoring Metrics and their Association with Pregnancy Outcome	Sara Sauer, PhD




ORAL CONCURRENT SESSION 3 – BASIC SCIENCE

1:30 PM – 3:30 PM | Potomac Ballroom D, Ballroom Level

TIME	ABSTRACT #	ABSTRACT TITLE	PRESENTING AUTHOR
1:30 PM	33	Bioaccumulation of Microplastics in Placentae Associated with Environmental Chemical Exposures and Obstetrical Outcomes	Enrico Barrozo, PhD
1:45 PM	34	Safety and Efficacy of Open Fetal Repair of Complex Gastroschisis in the Fetal Lamb Model	Luc Joyeux, MD, PhD
2:00 PM	35	Potential Mechanism of Neuroprotection by Magnesium Sulfate and Betamethasone in Microglia and Neural Stem Cells	Sarah Ligon, MD
2:15 PM	36	Evaluation of Transplacental Transfer of Cancer Therapies in Melanoma Via the Perfused Human Placental Model	Paul Berveiller, MD, PhD
2:30 PM	37	Refractoriness of Chorion Trophoblast Cells to Epithelial Mesenchymal Transition (EMT) by pPROM Risk Factors	Benjamin Bush, MD
2:45 PM	38	Impact of Gestational E-Cigarette Aerosols on Uterine Artery Function in Rats	Alex Juusela, MD, MPH
3:00 PM	39	Developing an Approach for In Utero Gene Editing: Lessons Learned	Courtney Breckenfelder, BS
3:15 PM	40	Increased Offspring Anxiety Following Maternal Western-Style Diet Exposure During Gestation and Lactation in Non-Human Primates	Erin Bolte, PhD

WEDNESDAY, FEBRUARY 14

DAILY SCHEDULE-AT-A-GLANCE

7:00 AM – 5:00 PM	Attendee Services, Onsite Registration & Badge Pickup	Convention Center Prefunction, Ballroom Level
7:00 AM – 5:00 PM	Lactation Lounge supported in part by:  Obstetrics, Gynecology and Reproductive Sciences	National Harbor 8, Ballroom Level 2
7:00 AM – 5:00 PM	Speaker Ready Room	Chesapeake A-C, Ballroom Level
7:00 AM – 8:00 AM	Continental Breakfast	Convention Center Prefunction, Ballroom Level
7:30 AM – 8:30 AM	Foundation For Smfm Queenan Global Health Awards: A Focus On The International Agency Mentored Research Fellowship	Chesapeake 4 - 6, Ballroom Level
7:30 AM – 8:30 AM	Industry-Supported Breakfast Symposia	Chesapeake D - F, Ballroom Level
	Maternal Health Matters: Findings From Prenatal Genetic Screening with Applications Beyond Pregnancy Care Supported by: 	
8:00 AM – 5:00 PM	Practice Management Consulting Services	Camellia 2, Ballroom Level
8:00 AM – 10:00 AM	Exhibit Hall Open	Prince George's CDE, Lower Atrium
8:00 AM – 9:00 AM	Product Theater	Prince George's CDE, Lower Atrium
	A Maternal Vaccine to Help Protect Infants Against RSV From Birth Through 6 Months Supported by: 	

8:30 AM – 10:00 AM	Poster Session III	Prince George's CDE, Lower Atrium
10:00 AM – 12:00 PM	Oral Concurrent Sessions 4-6	See pages 63-64
12:00 PM – 1:00 PM	Special Interest Groups	See pages 64-65
12:00 PM – 1:00 PM	Spotlight on Reproductive Health: Updates from the SMFM Reproductive Health Project	National Harbor 12-13, Ballroom Level 2
12:00 PM – 1:00 PM	Prenatal Genetics Interest Meeting	National Harbor 5, Ballroom Level 2
12:00 PM – 1:00 PM	Industry-Supported Learning Luncheons	See pages 21-22
	Antenatal Corticosteroids: Timing, Controversy, and Implementation in Practice Supported by: RapidfFN	
	Maternal-Fetal Telemedicine – Transforming the Pregnancy Journey with Hybrid Care Supported by: PHILIPS	
12:00 PM – 1:00 PM	Luncheon Roundtables	See page 65
1:00 PM – 2:30 PM	Poster Session IV	Prince George's E, Lower Atrium
3:00 PM – 5:30 PM	Oral Concurrent Sessions 7-9	See page 66
5:30 PM – 6:00 PM	Awards Ceremony and Passing of the Gavel	Potomac Ballroom AB, Ballroom Level

SPECIAL INTEREST SESSIONS AND ANCILLARY EVENTS

FOUNDATION FOR SMFM QUEENAN GLOBAL HEALTH AWARDS: A FOCUS ON THE INTERNATIONAL AGENCY MENTORED RESEARCH FELLOWSHIP

7:30 AM – 8:30 AM | Chesapeake 4 – 6, Ballroom Level

Since its establishment in 2014, a highlight of the Foundation for SMFM's Queenan Global Health Awards is an opportunity for mentorship by senior scientists at global public health agencies, providing awardees with exposure to international guideline development and participation in ongoing international research projects. We are delighted to have Doris Chou, MD, Medical Officer, Maternal & Perinatal Health Unit, World Health Organization (WHO), lead this session. Dr. Chou has been the primary mentor for our awardees. Several past Queenan Global Health fellows will be present to speak about their experiences.

This session is designed for fellows and junior faculty interested in the Queenan Program and others interested in Global Health.

PRACTICE MANAGEMENT CONSULTING SERVICES

8:00 AM – 5:00 PM | Camellia 2, Ballroom Level

As an added benefit for attendees, SMFM will offer complimentary 30-minute consults with Frank Ciafone, MBA, member of the SMFM Practice Management Division Advisory Board and lead consultant with SMFM's Practice Management Consulting Services. Consult time slots have filled up early at previous meetings, so book your complimentary, private session today by visiting smfm.org/consulting. **Unable to find a timeslot that works for your schedule?** Contact Frank to schedule a free virtual session! For questions, please call, text, or email Frank (fmciafone@gmail.com or 602-885-8880).



Scan me

PRENATAL GENETICS INTEREST MEETING

12:00 PM – 1:00 PM | National Harbor 5, Ballroom Level

The Prenatal Genetics Interest Meeting welcomes all students, residents and faculty who are interested in prenatal genetics. The purpose of this meeting is to explore topics in the field of prenatal genetics, spark the interest of junior members and unite members with similar research goals.

2024 Meeting Agenda:

- Introductions and updates presented by Krishna Singh, MD and Rebecca Reimers, MD, MPH
- Results from "MFM-Genetics: Job Satisfaction and Scope Survey"

Breakout networking sessions: (30 minutes)

- Research collaboration
- Clinical implementation
- MFM-genetics training programs
- Diversity in reproductive genomics

SPOTLIGHT ON REPRODUCTIVE HEALTH: UPDATES FROM THE SMFM REPRODUCTIVE HEALTH PROJECT

12:00 PM – 1:00 PM | National Harbor 12-13, Ballroom Level 2

Join the SMFM Reproductive Health Project for lunch and an update on clinical, legal, patient access, and other issues related to abortion and contraceptive care. Pre-registration is required. Seating is limited.

ORAL CONCURRENT ABSTRACT SESSIONS

ORAL CONCURRENT SESSION 4 - HYPERTENSION

10:00 AM – 12:00 PM | Potomac Ballroom AB, Ballroom Level

TIME	ABSTRACT #	ABSTRACT TITLE	PRESENTING AUTHOR
10:00 AM	41	ASpirin in Placental and maternal Endothelial cell Regulation IN pre-eclampsia (ASPERIN Trial): Primary Outcome	John O'Brien, MD
10:15 AM	42	Clinical Outcomes Following Remote Hypertension Monitoring Program for Postpartum Individuals with Hypertensive Disorders of Pregnancy	Lara Lemon, PhD, PharmD

TIME	ABSTRACT #	ABSTRACT TITLE	PRESENTING AUTHOR
10:30 AM	43	162 mg versus 81 mg Aspirin for High-risk Obese Individuals: An Open Label RCT (ASPREGO)	Farah Amro, MD
10:45 AM	44	Platelet Response to Aspirin Therapy in Pregnancy and Association with Pregnancy Outcome	Rupsa Boelig, MD, MS
11:00 AM	45	Optimal Gestational Age for Delivery of Pregnant Individuals with Mild Chronic Hypertension	Torri Metz, MD, MSCI
11:15 AM	46	Subtypes of hypertension years after a hypertensive disorder of pregnancy	Laura Brubaker, MD, MPH
11:30 AM	47	Subclinical Cardiovascular Alterations and Molecular Signatures in Women with History of Hypertensive Disorders in Pregnancy	Lee Reicher, MD
11:45 AM	48	Lower thresholds for diagnosing hypertension in pregnancy and perinatal outcomes in large Tanzanian cohort	Andrea Pembe, MD

ORAL CONCURRENT SESSION 5 – MEDICAL & SURGICAL COMPLICATIONS

10:00 AM – 12:00 PM | Potomac Ballroom C, Ballroom Level

TIME	ABSTRACT #	ABSTRACT TITLE	PRESENTING AUTHOR
10:00 AM	49	Early pregnancy reticulocyte hemoglobin content as a marker for iron deficiency by BMI category	Kaitlyn Casper, MD
10:15 AM	50	Frequency of cytomegalovirus reinfection during pregnancy: a prospective cohort study	Juliette St-Georges, MD
10:30 AM	51	Association of SARS CoV-2 infection in pregnancy and placental gene expression at delivery	Sunitha Suresh, MD
10:45 AM	52	Short term risk of cardiovascular disease complications differs depending on the mode of delivery	Gabriella Lobitz, MD
11:00 AM	53	Systematic review of recipient alloimmunization using standard ABO+D versus an extended donor match protocol	Ronan Sugrue, MBBCH, MPH
11:15 AM	54	Azithromycin to Reduce Maternal Infections in Planned Vaginal Birth: Secondary Analysis of the A-PLUS Trial	Waldemar Carlo, MD
11:30 AM	55	Infant developmental delays at well visit encounters in infants exposed to MOUD: buprenorphine or methadone	Chaitali Korgaonkar-Cherala, BS, MS, MD
11:45 AM	56	Transperineal ultrasound-based algorithm advising women after obstetric anal sphincter injury regarding their subsequent delivery mode	Tamar Katzir, MD

ORAL CONCURRENT SESSION 6 – QUALITY, EQUITY & PUBLIC HEALTH

10:00 AM – 12:00 PM | Potomac Ballroom D, Ballroom Level

TIME	ABSTRACT #	ABSTRACT TITLE	PRESENTING AUTHOR
10:00 AM	57	Inter-pregnancy interval and uterine rupture among more than 500,000 Trials of Labor after Cesarean (TOLAC)	Bradley de Vries, BSc, MBBS, MPH, PhD
10:15 AM	58	Prenatal herbicide exposure and newborn size in a Ghanaian cohort	Blair Wylie, MD, MPH
10:30 AM	59	Assessment of Labor Unit Culture as a Factor in Safely Reducing Cesarean Births	Lisa Kane Low, CNM, PhD
10:45 AM	60	Predicting chorioamnionitis using AI-based methods: a retrospective cohort study	Anne Waldrop, MD
11:00 AM	61	A Pilot Study for Implementation of a Virtual Group Prenatal Genetics Counseling Program	Sarah Weingarten, MD
11:15 AM	62	Genetic Health Literacy in an Urban Southeastern Population	Akila Subramaniam, MD, MPH
11:30 AM	63	A Novel Index to Assess Association Between Structural Racism and Black/White Stillbirth Rate Disparities	Sebastian Ramos, MD
11:45 AM	64	Exploring Black birthing people's perspectives on racial concordance with obstetric care providers	E. Nicole Teal, MD, MPH

SPECIAL INTEREST GROUPS

ANTI-RACISM SPECIAL INTEREST GROUP

12:00 PM – 1:00 PM | National Harbor 6 - 7, Ballroom Level

Group Moderators: Katherine Bianco, MD and Rolanda Lister, MD

The overall goal of the annual Anti-Racism SIG is intended to address and elevate scholarly work that focuses on eliminating racism and bias in maternity care; eliminating racial disparities in health outcomes; improvement in diversity, equity, and belonging in our subspecialty, SMFM, and in leadership. This year's focus is 'Applying Principles of Birth Equity to the Real World'. Participants will learn best practices from three experts in quality improvement that have implemented birth equity projects at the state level. This panel discussion will feature state leaders who have operationalized birth equity in their communities.

GLOBAL HEALTH SPECIAL INTEREST GROUP

12:00 PM – 1:00 PM | National Harbor 4, Upper Ballroom Level

Group Moderators: Martha Tesfalul, MD and F.B. Will Williams, MD, MPH

Though there are many important issues in maternal-fetal medicine in the United States that require dedicated attention, low and lower middle-income countries, many of which lack professional societies similar to SMFM, are burdened with upwards of 95% of maternal and perinatal deaths as well as high rates of obstetric and neonatal morbidity. The Global MFM Special Interest Group will further SMFM's multifaceted goals of engagement of global members, particularly those from resource-constrained countries, with an explicit interest in MFM issues beyond US borders to advance knowledge, education and research through providing an opportunity to connect and collaborate with one another. Attendees can expect to learn about the current status of SMFM's commitment to global health, to hear a recap of some of the pivotal studies and initiatives from 2023, and to engage with colleagues from all over the world!

LUNCHEON ROUNDTABLES

Luncheon roundtables showcase timely presentations by authorities in the specialty. All roundtable events are in-person and will cover current controversies and concerns in maternal-fetal medicine. Registered attendees will receive a box lunch and beverage.



Additional fee required

EXPLORING THE EXPANDING ROLE OF ARTIFICIAL INTELLIGENCE IN MATERNAL-FETAL MEDICINE

12:00 PM – 1:00 PM | Chesapeake 7-9, Ballroom Level

Roundtable Leader: Neil Patel, MD

Please visit the mobile app to view the agenda for this luncheon.

INTEGRATING TELEMEDICINE AND OUTREACH INTO A COMMUNITY BASED PRACTICE

12:00 PM – 1:00 PM | Chesapeake 10-12, Ballroom Level

Roundtable Leader: Meredith Rochon, MD

Telemedicine and outreach are being increasingly used in all practice types for many reasons, including improved access to specialized care for underserved communities (both inpatient and outpatient), increased provider efficiency/flexibility and patient convenience. The terms "telemedicine" and "outreach" themselves refer to a variety of different care delivery models ranging from remote ultrasound interpretation to virtual consultation to onsite services at remote locations.

The purpose of this luncheon is to discuss incorporating aspects of telemedicine and outreach into a community based practice including (but not limited to):

- Different models of telemedicine and outreach (inpatient and outpatient)
- Billing/coding
- Contracts
- Documentation
- Quality
- How to initiate a program

THE REEMERGENCE OF CONGENITAL SYPHILIS AND THE MFM'S ROLE IN PREVENTION AND ERADICATION

12:00 PM – 1:00 PM | Chesapeake G-I, Ballroom Level

Roundtable Leaders: Courtney Olson-Chen, MD, MSCR; Tieg Beazer, DO

In an effort to provide optimal and equitable perinatal outcomes for all people, it is important for SMFM to be a leader in the approach to combat the dramatic increase in congenital syphilis cases nationally. Syphilis disproportionately impacts communities of color and those living in poverty. Diagnosis and treatment of sexually transmitted infections like syphilis is a critical step towards achieving health equity. The session will incorporate a discussion of ideas for advocacy, clinical best practices, education and research.

UTERINE SCAR DEFECT (NICHE)

12:00 PM – 1:00 PM | Chesapeake J-L, Ballroom Level

Roundtable Leader: Aya Mohr-Sasson, MD

Caesarean delivery is the most common operation performed on women worldwide with progressively rising incidence. Although Cesarean deliveries have been performed since the 16th century, concern regarding the association between caesarean birth and long-term maternal morbidity has been growing. The new concept of niche and its implications on women's wellbeing and future pregnancies is not fully understood and is often a cause for debate. In this session we will present the most updated data concerning niche, including definition, diagnosis, associated symptoms and treatment options. The session will be interactive and allow discussion on insightful questions.

ORAL CONCURRENT SESSION 7 – CLINICAL OBSTETRICS & POSTPARTUM

3:00 PM – 5:30 PM | Potomac Ballroom AB, Ballroom Level

TIME	ABSTRACT #	ABSTRACT TITLE	PRESENTING AUTHOR
3:00 PM	65	Prophylactic Antibiotics after Cesarean Trial (PACT): A Randomized Control Trial	Brett Goldman, MD, MPH
3:15 PM	66	Oral Analgesia in Fixed-Time Interval vs. On-Demand following Vaginal Delivery: A Randomized Controlled Trial	Gal Bachar, MD
3:30 PM	67	Association of body mass index with pain and opioid use after cesarean delivery	Hyagriv Simhan, MD
3:45 PM	68	Prospective multicenter trial comparing balloon versus suction hemorrhage control devices for postpartum hemorrhage	Laurence Shields, MD
4:00 PM	69	Derivation and validation of an intrapartum algorithm to predict postpartum hemorrhage risk using photoplethysmography data.	Kimberly Trout, PhD, CNM
4:15 PM	70	Management Approaches for Placenta Accreta Spectrum - Not a one size fits all approach	Farah Amro, MD
4:30 PM	71	Reoperation following cesarean delivery: an analysis of incidence, indications, and procedures using a national database	Luke Burns, MD
4:45 PM	72	Increased risk of postpartum hemorrhage in women with resolved low placentation: a multicenter prospective study.	Sara Ornaghi, MD, PhD
5:00 PM	73	Endocannabinoids and Related Lipids are Associated with Postoperative Opioid Use in Patients Undergoing Cesarean Delivery	Amelie Pham, MD
5:15 PM	74	Predictors of intrauterine vacuum-induced device failure in management of postpartum hemorrhage: a multicenter experience	Candace Levian, MD

ORAL CONCURRENT SESSION 8 – LABOR & DELIVERY

3:00 PM – 5:30 PM | Potomac Ballroom C, Ballroom Level

TIME	ABSTRACT #	ABSTRACT TITLE	PRESENTING AUTHOR
3:00 PM	75	A contemporary assessment of uterine contractility in labor: what is adequate?	Nandini Raghuraman, MD
3:15 PM	76	Multi-Country Trial of Intrapartum Oral Azithromycin: Cultures of Neonatal Infections	Alan Tita, MD, PhD
3:30 PM	77	Early or late Amniotomy Following Extra-Amniotic-Balloon Cervical Ripening: A Multicenter Randomized Controlled Trail	Atara De Porto, MD
3:45 PM	78	Foley catheter+oral misoprostol versus misoprostol for cervical ripening in nulliparous-obese women: a French multicenter RCT	Paul Guerby, MD, PhD
4:00 PM	79	Evaluation of standardized management of category II tracings: Category II action plan study (CAP Study)	Alexandra Eller, MD, MPH
4:15 PM	80	Vaginal dinoprostone versus Foley catheter for induction of labor: a randomized controlled trial	Xiaohua Liu, MD
4:30 PM	81	The HOME-INDUCTION Randomized Controlled Trial - Women's Opinions on Outpatient Induction of Labor	Sarah Nicholson
4:45 PM	82	Obesity remains associated with cesarean delivery despite a standardized protocol for labor induction	Melissa Riegel, MD
5:00 PM	83	Application of Tension on Transcervical Foley Catheter for Induction of Labor in Term Nulliparous Women	Lena Younes, MD
5:15 PM	84	Increasing Number of Cervical Examinations in Labor: Does a Risk of Intrapartum Fever Actually Exist?	Chase Calvert, MD

ORAL CONCURRENT SESSION 9 – FETAL/US/GENETICS

3:00 PM – 5:30 PM | Potomac Ballroom D, Ballroom Level

TIME	ABSTRACT #	ABSTRACT TITLE	PRESENTING AUTHOR
3:00 PM	85	Clinical Utility of Genome Sequencing in Prenatal Diagnosis	Allan Fisher, MD
3:15 PM	86	Genome sequencing as a first-tier prenatal diagnostic test: Is it time to change?	Vaidehi Jobanputra, PhD
3:30 PM	87	Preoperative Predictors of Survival in Twin-Twin Transfusion Syndrome Undergoing Fetoscopic Laser Treatment	Henry Galan, MD
3:45 PM	88	An assessment of the relation between first trimester fetal cardiac function and subsequent preeclampsia	Rebecca Horgan, MBBCH
4:00 PM	89	Umbilical arteries resistance indices in the management of FGR fetuses- Only half of the story?	Misgav Rottenstreich, MBA, MD
4:15 PM	90	Three-dimensional fetal body composition and organ volumes in pregnancies complicated by gestational diabetes mellitus	Kathryn Wagner, PhD, MS
4:30 PM	91	Quantitative Vessel Assessment for Fetal Growth Restriction using 3D Ultrasound Microvessel Imaging	Janelle Santos, MD
4:45 PM	92	Functional deterioration in fetuses with spina bifida on ultrasound	Lennart Van der Veecken, MD, PhD
5:00 PM	93	Reliability of "lethal" ultrasound markers in identifying fetuses with truly life-limiting skeletal dysplasia	Juliana Gebb, MD
5:15 PM	94	Fully quantitative operator-independent numeric cervical softening device: Cervical softening rate associated with mode of delivery	Molly Stout, MD, MSCI

The future of advanced fetal care is here.



As the most comprehensive fetal intervention center in the Northeast, we provide the full spectrum of diagnostic and management approaches, including advanced fetal procedures and surgery.

Visit us at Booth 301.


Learn more:



In affiliation with Brigham and Women's Hospital

EXHIBIT HALL FLOOR PLAN

As of December 8, 2023



EXHIBITOR LISTING

On behalf of the Society for Maternal-Fetal Medicine, we extend our sincere thanks and appreciation for your valuable participation in the 2024 Pregnancy Meeting. Your active involvement and support have significantly contributed to the success of the event, and we are truly grateful for your commitment to advancing the field of maternal-fetal medicine. Please see the 2024 Conference app and Website for a complete listing.

As of Friday, December 8, 2023.

Key:  = FIRST-TIME EXHIBITOR  = CORPORATE COUNCIL PREMIER MEMBER  = CORPORATE COUNCIL MEMBER

ACOG FAMILY PLANNING PROGRAMS

www.acog.org

Booth 131

Product Category: Association/Medical Society

ACOG's Family Planning Programs team offers clinical training and education, technical assistance, implementation support, and evidenced-based information and resources on a variety of reproductive health issues, including abortion, contraception, and miscarriage management.

ACOG FASD PREVENTION PROGRAM

www.acog.org/programs/fasd

Booth 702

Product Category: Association/Medical Society, Clinical Education, Clinical Intervention and Surgical Practice

ACOG recognizes the integral role ob-gyns play in helping to prevent fetal alcohol spectrum disorders (FASDs). We are committed to giving providers and patients the most up to date resources to combat this public health threat.

ADVOCATE CHILDREN'S HOSPITAL

www.aah.org

Booth 822

Product Category: Non-Profit Healthcare System

Advocate Children's Hospital - Center for Fetal Care Nationally recognized Center of Excellence for fetal therapy, neonatal care and Heart Institute. Comprehensive multidisciplinary services from fetal diagnosis to newborn care, provided by ACH MFM, neonatal and pediatric specialists. Offering fetal endoscopic and image guided procedures including Laser Ablation, RFA, bi-polar cord coagulation and shunt placements. Advanced expertise in open fetal surgery including in utero MMC repair.

ADVOCATE HEALTH

www.advocatehealth.org

Booth 820

Product Category: Non-Profit Healthcare System, Physician Recruiting

Advocate Health, the third-largest nonprofit integrated health system in the United States, has a combined footprint across six states -Alabama, Georgia, Illinois, North Carolina, South Carolina and Wisconsin. We are a national leader in health outcomes, consumer experience and value-based care, with Wake Forest University School of Medicine serving as the academic core. Our teammates are redefining the standard of care, and our best-in-class clinicians innovate day-by-day to reach outcomes that stand above and beyond.

ALLO HOPE FOUNDATION

www.allohopefoundation.org

Booth 505

Product Category: Non-Profit Healthcare System

The Allo Hope Foundation's mission is to prevent harm, stillbirth and infant death caused by alloimmunization and HDFN. We are dedicated to providing patient advocacy, support and education while promoting research and improving healthcare practices for the condition. The Allo Hope Foundation was founded to provide educational materials, family and provider support, and to promote research related to alloimmunization and HDFN.

AMERICAN COLLEGE OF OBSTETRICIANS AND GYNECOLOGISTS (ACOG) – MATERNAL IMMUNIZATION

www.acog.org/programs/immunization-for-women

Booth 201

Product Category: Publications

ACOG is the premier professional organization for obstetricians-gynecologists. Through a cooperative agreement with the CDC, ACOG has partnered with 5 national groups to form a Maternal Immunization Task Force. The Maternal Immunization Task Force provides an avenue to share immunization resources among various prenatal care provider organizations and practitioners, address the immunization resource needs of prenatal care providers, and create a shared vision of maternal immunization among these national groups.

AS SOFTWARE

www.as-software.com

Booth 413

Product Category: Ultrasound Technology and Equipment

AS Software offers vendor-neutral ultrasound structured reporting and digital image management tailored for MFM and OB/GYN. With an integrated cloud platform seamlessly and securely built for adaptability, AS Software empowers teams to efficiently capture, review, and retain comprehensive ultrasound data with confidence. Based in New Jersey, AS Software has over 30 years of experience and serves hundreds of clients in over 1,000 locations.

BAYHEALTH MEDICAL CENTER

www.bayhealth.org

Booth 215

Product Category: Physician Recruiting

Bayhealth's mission is to strengthen the health of our community, one life at a time. Bayhealth is a not-for-profit healthcare system with a medical staff of more than 500 physicians. Our patient-centered philosophy is proven by accolades including Joint Commission's Gold Seal of Approval as a primary Stroke Center and Magnet status (redesignated in 2023). We continue to plan future expansion including both undergraduate and graduate medical education and specialty fellowships.

BAYLOR SCOTT AND WHITE HEALTH

jobs.bswhealth.com/us/en/physician

Booth 202

Product Category: Physician Recruiting

Baylor Scott & White Health is the largest and most trusted not-for-profit healthcare system in Texas! With more than 52 hospitals, 1,100 access points, a quality health plan, an award-winning research institute & 13 Magnet-designated locations, we are rich in resources to improve & change patient care, allowing the professional satisfaction you are looking for. At Baylor Scott & White, you will be joining a team that is committed to better. Because better never settles. Neither should you.

BILLIONTOONE

www.billiontoone.com

Booth 529

Product Category: Testing and Diagnostics

We assess fetal risk for recessive conditions and aneuploidies from maternal blood. UNITY Screen™ includes a carrier screen as well as a single-gene (for recessive conditions) and aneuploidy NIPT and only requires a maternal blood draw at 10+ weeks to assess fetal risk. No paternal sample needed.

BIOFLUIDICA

www.biofluidica.com

Booth 516

Product Category: Genetic Counseling/Genetic Testing, Medical Supplies and Equipment, Other Technology and Equipment, Testing and Diagnostics

BioFluidica is an early stage diagnostics company now launching its multi-omics, liquid biopsy LiquidScan platform for the isolation of multiple types of biomarkers (cells, exosomes and cell free DNA) from blood for oncology, infectious diseases and prenatal diagnostics. Our first LDT, Cell-Based Prenatal DNA Testing, will arrive end of 2024 for aneuploidies and single gene disorder testing.

BOSTON CHILDREN'S HOSPITAL

www.childrenshospital.org/programs/maternal-fetal-care-center

Booth 301

Product Category: Clinical Education, Clinical Intervention and Surgical Practice, Clinical Research and Simulation, Genetic Counseling/Genetic Testing, Non-Profit Healthcare System

From pioneering a world-renowned fetal cardiology program to achieving the earliest successful fetal cardiac intervention, The Maternal Fetal Care Center, in affiliation with Brigham and Women's Hospital, has been at the forefront of prenatal intervention and treatment for over two decades. Today, we are the most comprehensive fetal intervention center in the Northeast, supported by over 25 specialties across Boston Children's to provide a full spectrum of diagnostics, research, and management for confirmed/suspected congenital anomalies.

BOULDER ABORTION CLINIC, P.C.

www.drhern.com

Booth 814

The Boulder Abortion Clinic and Dr. Warren Hern have been providing quality care for women since 1973. Specializing in late abortion, outpatient services are provided to patients over 30 menstrual weeks for fetal anomaly, fetal demise, or maternal medic

CENTER FOR FETAL DIAGNOSIS & TREATMENT AT CHILDREN'S HOSPITAL OF PHILADELPHIA

www.fetalsurgery.chop.edu

Booth 605

Product Category: Non-Profit Healthcare System

As the world's largest prenatal therapy program, we have cared for over 25,000 families.

CHILDREN'S MEMORIAL HERMANN HOSPITAL

www.memorialhermann.org/services/specialties/childrens/fetal

Booth 105

Product Category: Product Category: Clinical Intervention and Surgical Practice, Clinical Research and Simulation, Genetic Counseling/Genetic Testing, Non-Profit Healthcare System, Testing and Diagnostics

CHILDREN'S NATIONAL PRENATAL PEDIATRICS INSTITUTE

www.childrensnational.org/prenatal-pediatrics

Booth 105

Product Category: Clinical Education, Clinical Research and Simulation, Genetic Counseling/Genetic Testing, Non-Profit Healthcare System, Testing and Diagnostics

At the Prenatal Pediatrics Institute, we understand that pregnancy may be an exciting and challenging time. Our team of prenatal pediatric specialists focus on providing compassionate care for every family because caring for children is our passion. We partner with the family's obstetric team to develop individual care plans for each baby to ensure the safest possible transition from prenatal to postnatal life.

CINCINNATI CHILDREN'S FETAL CARE CENTER

www.cincinnatichildrens.org/service/f/fetal-care

Booth 405

Product Category: Non-Profit Healthcare System

The Cincinnati Children's Fetal Care Center—one of the few comprehensive fetal care centers worldwide—offers a unique approach to treating complex and rare fetal conditions. Our team of specialists provide the multidisciplinary, collaborative care families need in one location. Meet our specialists in exhibit booth #405 and let us discuss the latest care options. Stop by and see our latest surgical animations and learn about our fellowship opportunities.

CLEVELAND CLINIC | FETAL CARE CENTER

www.clevelandclinic.org/fetalcarecenter

Booth 600

Product Category: Non-Profit Healthcare System, Perinatal Healthcare Services

The Fetal Care Center at Cleveland Clinic includes a multidisciplinary team of specialists in pediatric and fetal surgery, maternal-fetal medicine, neonatology, cardiology, neurosurgery, genetics, radiology, and other pediatric and adult subspecialties. Specializing in treating complex conditions, including myelomeningocele, fetal lung malformations, fetal teratomas and other correctable anomalies, the team is equipped to care for the most complicated pregnancies and births.

COLORADO FETAL CARE CENTER AT CHILDREN'S HOSPITAL COLORADO

www.childrenscolorado.org/fetal-care

Booth 604

Product Category: Non-Profit Healthcare System, Perinatal Healthcare Services

One of a few children's hospitals with a dedicated L&D unit, the Colorado Fetal Care Center offers the full continuum of maternal, perinatal and Level IV neonatal care – all under one roof. We care for the highest-risk pregnancies and achieve some of the best outcomes in the nation. Offering the full range of fetal procedures including: fetoscopy, open and fetoscopic fetal surgery, Ex Utero Intrapartum Treatment, ultrasound-guided procedures and more. Visit childrenscolorado.org/Fetal-Care or moha.mehta@childrenscolorado.org.

Key:



= FIRST-TIME EXHIBITOR



= CORPORATE COUNCIL PREMIER MEMBER



= CORPORATE COUNCIL MEMBER

COMPHEALTH

www.comphealth.com

Booth 433

Product Category: Physician Recruiting

CompHealth is one of the largest full-service staffing partners in the U.S., offering permanent and locum tenens placements for healthcare providers. Our specialized recruiters build personal relationships with everyone we work with to ensure the perfect fit for both providers and the facilities we send them to. You will have a dedicated point of contact handling every step in the process, including travel, malpractice, and credentialing. To learn more, visit comphealth.com.

CONNECTICUT CHILDREN'S FETAL CARE CENTER

www.connecticutchildrens.org/search-specialties/fetal-care-center

Booth 307

Product Category: Non-Profit Healthcare System

The Fetal Care Center at Connecticut Children's provides comprehensive prenatal diagnosis and the full spectrum of fetal surgical interventions for the most complex fetal anomalies. The Fetal Care Center is led by Timothy M. Crombleholme, MD, one of the world's most experienced fetal surgeons. He is a pioneer in fetal surgery with over 35 years' experience in fetoscopic surgery, open fetal surgery, image guided fetal intervention, and EXIT procedures.

COOPERSURGICAL

www.coopersurgical.com

Booth 312

Product Category: Medical Supplies and Equipment

CooperSurgical® is a leading fertility and women's healthcare company dedicated to putting time on the side of women, babies and families at the healthcare moments that matter most in life. CooperSurgical® has evolved its portfolio of over 600 products to include key products and services used primarily by obstetricians, nurses, and their related subspecialties featuring Fetal Pillow®, INSORB®, and our MityOne® Vacuum Assisted Delivery System, Bakri® Postpartum Balloon, and Cervical Ripening Balloon.

COVENANT HEALTHCARE-MICHIGAN

www.covenanthealthcare.com

Booth 203

Product Category: Non-Profit Healthcare System, Physician Recruiting

From moms-to-be to babies to great-grandfathers, Covenant HealthCare is the one health system in the Great Lakes Bay Region that delivers extraordinary care across generations and across specialties. As the largest, most comprehensive health care provider in the region, we offer a broad spectrum of programs and services ranging from high-risk obstetrics, neonatal and pediatric intensive care, to acute care including a Level II Adult and Pediatric Trauma Center.

COXHEALTH

www.coxhealth.com

Booth 402

Product Category: Non-Profit Healthcare System, Physician Recruiting

CoxHealth is a physician-led, not-for-profit health system with 6 hospital and 80+ clinics. With a legacy spanning more than a century, our team of dedicated healthcare professionals is committed to improving the health of the communities we serve throughout southwest Missouri. We have been named a Best Place to Work by Modern Healthcare and as one of America's Greatest Workplaces by Newsweek. We have excellent MFM opportunities with our well-established practice in vibrant Springfield, Missouri.

DEXCOM

provider.dexcom.com

Booth 623

Product Category: Medical Supplies and Equipment

Dexcom, Inc. empowers people to take control of diabetes through innovative continuous glucose monitoring (CGM) systems. Headquartered in San Diego, California, Dexcom has emerged as a leader of diabetes care technology. By listening to the needs of users, caregivers, and providers, Dexcom simplifies and improves diabetes management around the world.

DILAPAN-S (MEDICEM, INC.)

www.dilapans.com

Booth 437

Product Category: Ultrasound and Medical Devices

Dilapan-S is an FDA-cleared non-pharmacological cervical dilator for induction of labor.

DUPONT CLINIC

www.dupontclinic.com

Booth 417

Product Category: Clinical Intervention and Surgical Practice

DuPont Clinic provides a private, patient-centered abortion care experience for normal and high-risk patients. We strive to meet the unique needs of each patient, and offer amenities such as private consultation rooms, specially trained doulas, a dedicated nursing team, aromatherapy, in-room entertainment, and assistance with travel and financial arrangements. Our physicians are board-certified obstetrician gynecologists with Complex Family Planning fellowship training and expertise in complex abortion care.

ELSEVIER

www.us.elsevierhealth.com

Booth 206

Product Category: Publications

Elsevier is a world-leading provider of information solutions that enhance the performance of science, health, and technology professionals, empowering them to make better decisions, and deliver better care.



FRONT LINE MED TECH INC.

www.frontlinemedtech.com

Booth 717

Product Category: Clinical Intervention and Surgical Practice, Medical Supplies and Equipment

Front Line is a medical device company that offers a life-saving tool, the COBRA-OS (Control of Bleeding, Resuscitation, Arterial Occlusion System) to help patients survive emergency situations, including postpartum hemorrhage. It is especially applicable for higher risk situations, such as PAS, and can be used prophylactically to reduce the risk to the patient. The COBRA-OS is a 4 Fr device and its significantly reduced size increases ease of use and decreases the risk of complications.

GBR MEDICAL

gbrmedical.com

Booth 832

Product Category: Medical Supplies and Equipment, Other Technology and Equipment

We deliver innovative solutions that help patients improve their healthcare journey.

GE HEALTHCARE

www.gehealthcare.com

Booth 613

Product Category: Ultrasound Technology and Equipment

GE HealthCare is a leading global medical technology, pharmaceutical diagnostics, and digital solutions innovator dedicated to providing integrated solutions to make hospitals more efficient, clinicians more effective, therapies more precise, and patients healthier.

Learn more at www.gehealthcare.com.

GRANT SCOTT BONHAM FETAL CENTER AT PRIMARY CHILDREN'S HOSPITAL

www.intermountainhealthcare.org/primary-childrens/programs-specialties/fetal-program

Booth 519

Product Category: Clinical Intervention and Surgical Practice, Non-Profit Healthcare System, Perinatal Healthcare Services

The Grant Scott Bonham Fetal Center at Primary Children's Hospital is committed to providing integrated high-quality care to optimize the health of patients and families affected by congenital anomalies, both during pregnancy and after birth, and to improve available treatment by pioneering innovative therapies and educating future leaders.

GRIFOLS

www.grifols.com/en/home

Booth 533

Product Category: Pharmaceuticals

Grifols is a global healthcare company that since its founding in Barcelona in 1909 has enhanced the health and well-being of people around the world. Our four divisions - Bioscience, Diagnostic, Hospital, and Bio Supplies - develop, produce, and market innovative solutions and services in more than 100 countries.

HACKENSACK MERIDIAN HEALTH

www.hackensackmeridianhealth.org/en

Booth 812

Product Category: Physician Recruiting

Hackensack Meridian Health is the leading not-for-profit health care network in New Jersey offering a complete range of medical services, innovative research, and life-enhancing care aiming to serve as a national model for changing and simplifying health care delivery through partnerships with innovative companies and focusing on quality and safety.

HAYES LOCUMS

www.hayeslocums.com

Booth 631

Product Category: Physician Recruiting

Hayes Locums is an award-winning healthcare staffing company focused on providing quality matches for quality patient care. We view ourselves as more than recruiters. We serve as a fully functioning support system for our providers: finding assignments where you can thrive, and consulting with you through each step of the process.

HOLOGIC

www.fNTest.com/HCP

Booth 729

Product Category: Testing and Diagnostics

The Rapid fFN test is used to assess a patient's risk of imminent preterm birth. Approximately 80% of patients presenting with symptoms of preterm labor receive a negative fFN test result, meaning they have <1% chance of delivering in the next 14 days.

INOZYME

www.inozyme.com

Booth 704

Product Category: Pharmaceuticals

Inozyme is committed to restoring health and hope to patients with rare diseases driven by pathologic mineralization and intimal proliferation.

JACK'S BASKET

www.jacksbasket.org

Booth 232

Jack's Basket is a 501(c)3 nonprofit organization with a mission to celebrate babies with Down syndrome. We strive to ensure that every new and expectant parent is provided resources and avenues of support within the community. We aim to equip medical providers with tools to discuss the diagnosis in an unbiased way in hopes that having a baby with Down syndrome is celebrated like any other.

JOHNSON & JOHNSON

www.jnj.com

Booth 512

Product Category: Pharmaceuticals

At Johnson & Johnson, we believe health is everything. Our strength in healthcare innovation empowers us to build a world where complex diseases are prevented, treated, and cured, where treatments are smarter and less invasive, and solutions are personal. Through our expertise in Innovative Medicine and MedTech, we are uniquely positioned to innovate across the full spectrum of healthcare solutions today to deliver the breakthroughs of tomorrow, and profoundly impact health for humanity. Learn more at www.jnj.com.

JOHNS HOPKINS CENTER FOR FETAL THERAPY

www.hopkinsmedicine.org/fetal-therapy

Booth 813

Product Category: Clinical Intervention and Surgical Practice, Genetic Counseling/Genetic Testing, Non-Profit Healthcare System, Perinatal Healthcare Services

The Johns Hopkins Center for Fetal Therapy provides state-of-the-art treatment for complex fetal conditions including twin-twin-transfusion syndrome, spina bifida, congenital diaphragmatic hernia, urinary tract obstruction and fetal tumors. With all fetal, maternal and pediatric care services under one roof, we are one of the few highest level fetal therapy centers in the country. Since opening in 2014 the Center has performed a wide range of fetal treatments with exemplary outcomes.

LABCORP

womenshealth.labcorp.com

Booth 616

Product Category: Genetic Counseling/Genetic Testing, Testing and Diagnostics

Labcorp is a leading global life sciences company that provides vital information to help doctors, hospitals, pharmaceutical companies, researchers and patients make clear and confident decisions. Through our unparalleled diagnostics and drug development capabilities, we provide insights and accelerate innovations to improve health and improve lives. Learn more about Labcorp at www.Labcorp.com or follow us on LinkedIn and Twitter @Labcorp.

Key:



= FIRST-TIME EXHIBITOR



= CORPORATE COUNCIL PREMIER MEMBER



= CORPORATE COUNCIL MEMBER

LABORIE MEDICAL TECHNOLOGIES

www.laborie.com

Booth 333

Product Category: Clinical Education, Medical Supplies and Equipment, Other Technology and Equipment, Testing and Diagnostics

At Laborie, we believe that great healthcare is an essential safeguard of human dignity. Our Mission every day is to operate as a world-class specialist medical company making and advancing technologies that preserve and restore human dignity. We do that today by helping people with pelvic and gastrointestinal conditions live normal lives, and by helping mothers and babies have safe deliveries.

LOS ANGELES FETAL SURGERY/ UNIVERSITY OF SOUTHERN CALIFORNIA

www.losangelesfetalsurgery.org

Booth 807

Product Category: Clinical Intervention and Surgical Practice, Non-Profit Healthcare System, Perinatal Healthcare Services, Publications, Testing and Diagnostics

Los Angeles Fetal Surgery is a collaboration between the University of Southern California and Children's Hospital Los Angeles. Since 2006, Los Angeles Fetal Surgery offers minimally invasive fetal intervention to improve outcomes from fetal conditions that may otherwise result in harm or death to the baby. Dr. Ramen Chmait serves as the director of Los Angeles Fetal Surgery.

MATERNAL ALLOIMMUNIZATION FOUNDATION

www.alloimmunization.org

Booth 101

Product Category: Other/Not Listed

We are a fully patient run not for profit organization serving the women and families who are affected by maternal alloimmunization and hemolytic disease of the fetus and newborn. Maternal Alloimmunization Foundation aims to prevent stillbirth and neonatal mortality and morbidity caused by HDFN. We intend to provide patient support through education and have the intent to aid in the improvement of healthcare practices for the conditions.

MEDICAL CITY DALLAS

www.medicalcityhealthcare.com/locations/medical-city-dallas

Booth 701

Product Category: Clinical Intervention and Surgical Practice, Corporate Healthcare System, Perinatal Healthcare Services

Medical City Dallas is a 900 bed tertiary care center housing a comprehensive Women's and Children's hospital on the same campus. As a Level IV Maternal and Neonatal designated facility, we provide care for pregnant and postpartum patients with low-risk conditions to the most complex including specialized care for Placenta Accreta Spectrum.

MEDICINES360

medicines360.org

Booth 246

MEMORIAL HEALTHCARE SYSTEM

www.mhs.net

Booth 207

Memorial Regional Hospital is the flagship facility of the healthcare system and is one of the largest hospitals in Florida. Memorial Regional Hospital offers extensive and diverse health care services that include Memorial Cardiac and Vascular Institute featuring renowned surgeons, Memorial Cancer Institute treating more inpatients than any other in Broward County, and Memorial Neuroscience Institute providing innovative technology and world-class physicians.

MIDWEST FETAL CARE CENTER

www.themotherbabycenter.org/specialty-services

Booth 212

Product Category: Perinatal Healthcare Services

A multidisciplinary team of experts and specialists from Allina Health and Children's Minnesota.

MIRVIE, INC.

www.mirvie.com

Booth 629

Product Category: Testing and Diagnostics

Mirvie is shaping the future of pregnancy health by predicting unexpected complications before they happen for the well-being of moms and babies. The Mirvie RNA platform is first to predict unexpected complications months before symptoms appear by revealing the underlying biology of each pregnancy.

MOTHERTOBABY PREGNANCY STUDIES

www.mothersbaby.org/health-providers

Booth 304

Product Category: Non-Profit Healthcare System

MotherToBaby Pregnancy Studies conducts observational research on the safety of medications and vaccines in pregnancy which allows us to help moms and healthcare providers make informed treatment decisions. If you have a patient who is currently pregnant and managing these conditions, refer them today!

NATERA

www.natera.com

Booth 328

Product Category: Genetic Counseling/Genetic Testing, Testing and Diagnostics

Natera™ is a global leader in cell-free DNA testing, dedicated to oncology, women's health, and organ health. We aim to make personalized genetic testing and diagnostics part of the standard of care to protect health, inform earlier, more targeted interventions that help lead to longer, healthier lives. Natera's tests are validated by more than 150 peer-reviewed publications that demonstrate high accuracy. For more information, visit www.natera.com.

NATIONAL BLOOD CLOT ALLIANCE

www.stopthecлот.org

Booth 305

Product Category: Non-Profit Healthcare System

The National Blood Clot Alliance (NBCA) is a 501(c)(3), non-profit, voluntary health organization dedicated to advancing the prevention, early diagnosis and successful treatment of life-threatening blood clots such as deep vein thrombosis and pulmonary embolism. NBCA works on behalf of people who may be susceptible to blood clots, including, but not limited to, people with clotting disorders, atrial fibrillation, cancer, traumatic injury, and risks related to surgery, lengthy immobility, childbirth and birth control.

NATIONAL ORGANIZATION FOR DISORDERS OF THE CORPUS CALLOSUM

www.nodcc.org

Booth 204

The National Organization for Disorders of the Corpus Callosum is the leading resource for raising the profile, understanding and acceptance of disorders of the corpus callosum (DCC) through education, networking, advocacy, and research facilitation.

NATIONWIDE CHILDREN'S HOSPITAL

www.nationwidechildrens.org

Booth 300

Product Category: Clinical Intervention and Surgical Practice, Non-Profit Healthcare System, Perinatal Healthcare Services, Testing and Diagnostics, Ultrasound Technology and Equipment

Named to the Top 10 Honor Roll on U.S. News & World Report's 2023-24 list of "Best Children's Hospitals," Nationwide Children's Hospital is one of America's largest not-for-profit freestanding pediatric health care systems providing wellness, preventive, diagnostic, treatment and rehabilitative care for infants, children and adolescents, as well as adult patients with congenital disease. Nationwide Children's has a staff of more than 13,000 providing state-of-the-art pediatric care during more than 1.6 million patient visits annually.

NORTON MEDICAL GROUP – NORTON CHILDREN'S MEDICAL GROUP

www.nortonhealthcare.org

Booth 705

Product Category: Non-Profit Healthcare System, Physician Recruiting

Women with complex pregnancies in Louisville, Southern Indiana and the region entrust Norton Children's Maternal-Fetal Medicine with their care. At Norton Children's Perinatal Center, we provide collaborative outpatient care from the beginning of a high-risk pregnancy diagnosis to the follow-up care of a newborn, all at the same location. That means many women with high-risk pregnancies – especially those who travel hundreds of miles for care – can consolidate their appointments.

NUVO

www.nuvocares.com

Booth 441

Product Category: Medical Supplies and Equipment

Nuvo is an innovative, medically necessary monitoring platform that allows expectant mothers to access medically-necessary fetal non-stress tests (NST's) from anywhere, under the direction of their doctor and clinicians. INVU is a prescription initiated self-administered wearable sensor band worn by the pregnant woman to assess uterine activity while tracking fetal heart rate and maternal heart rate. The data is then delivered via the cloud and our proprietary mobile apps to the provider and patient.

OPTUM

www.optum.com

Booth 622

Optum OB Homecare has over 30 years of experience dedicated to providing resources, minimizing disparity gaps and improving outcomes for mom and baby. OB homecare management services include: Gestational Diabetes Management, Preterm Birth prevention/17HPC, P

ORGANON LLC

www.organon.com

Booth 513

Product Category: Medical Supplies and Equipment, Pharmaceuticals

Organon is a global women's health pharmaceutical company with a vision to create a better and healthier every day for every woman. We are fearless in our goal to deliver innovation, improve access, and expand choice to help address critical therapeutic area gaps and ultimately improve the lives of women.

PARTNERS IN ABORTION CARE

www.partnersclinic.com

Booth 521

Product Category: Other/Not Listed

Your partner in abortion care. Women-owned and proudly located in College Park, MD. To schedule, call: 301-932-1222

74 ● SMFM 2024 Pregnancy Meeting

PEDIATRIX MEDICAL GROUP

www.pediatrix.com

Booth 521

Product Category: Physician Recruiting

Our physician-led health care organization partners with hospitals, health systems and health care facilities to offer clinical services across numerous specialties and subspecialties supporting the continuum of care from birth through adulthood. Together with our growing network of office-based specialists, we make a difference in the lives of our patients and their families.

PENN STATE HEALTH

www.pennstatehealth.org

Booth 628

Product Category: Non-Profit Healthcare System

Penn State Health is a multi-hospital health system serving patients and communities across 29 counties in central Pennsylvania. It employs more than 17,500 people systemwide.

PERIGEN

www.perigen.com

Booth 341

Product Category: Medical Supplies and Equipment, Other Technology and Equipment, Perinatal Healthcare Services

Providing innovative software solutions to help clinicians keep moms & babies safe during childbirth.

PHILIPS MEETING ROOM

www.usa.philips.com/healthcare/solutions/ultrasound/obstetrics-and-gynecology-ultrasound

Booth 148

Product Category: Other Technology and Equipment, Ultrasound Technology and Equipment

PHILIPS

www.usa.philips.com/healthcare/solutions/ultrasound/obstetrics-and-gynecology-ultrasound

Booth 432

Product Category: Other Technology and Equipment, Ultrasound Technology and Equipment

Pregnancy is a special time for a mother to be as she begins to bond with her baby. It is also a critical time for clinicians to evaluate the baby's development and health. With new and innovative tools tailored to the unique demands of OB GYN scans, the Philips solution for earlier diagnosis helps clinicians maintain confidence in early-stage fetal assessment and enable high throughput for routine fetal exams.

1 PHYSICIANS' EDUCATION RESOURCE

www.gotoper.com

Booth 601

PER is a medical education company accredited by the ACCME and approved by the California Board of Registered Nursing (CBRN). Since 1996, our CME/CE program has enabled healthcare providers to remain current and responsive to advances in patient care, treatment and management for their patients via PER nationally recognized meetings and other live venues, as well as PER online and print channels. We develop these activities in conjunction with more than 1,000 nationally and internationally recognized clinicians.

1 **PRYTIME MEDICAL DEVICES, INC.**
www.prytimemedical.com
Booth 700

At Prytime Medical Devices, we have a bold vision: to revolutionize the care of severely injured patients by enabling trauma teams to gain control of life-threatening bleeding as a bridge to definitive repair. Known as The REBOA Company, we design, develop, and commercialize innovative REBOA products and services including the first purpose-built REBOA catheter and the first catheter designed and indicated for partial REBOA in the United States. We partner with leading trauma centers to enable endovascular bleeding control through innovative devices and fanatical customer support.

1 **RILEY CHILDREN'S HEALTH**
www.rileychildrens.org | tmcclain3@iuhealth.org
Booth 217
Product Category: Corporate Healthcare System

SAGE / BIOGEN
www.sagerx.com
Booth 213
Product Category: Pharmaceutical

Sage Therapeutics is a biopharmaceutical company fearlessly leading the way to create a world with better brain health. Biogen is a leading global biotechnology company that pioneers science and drives innovations for complex and devastating diseases. Biogen is advancing a pipeline of potential therapies across neurology, neuropsychiatry, specialized immunology and rare disease and remains acutely focused on its purpose of serving humanity through science while advancing a healthier, more sustainable and equitable world.

SAMSUNG
www.samsunghealthcare.com
Booth 313
Product Category: Ultrasound Technology and Equipment

Hera, Samsung's premium women's health platform, is committed to delivering exceptional image clarity and color sensitivity to help clinicians see the tiny details in every image without the need for excessive manipulation. With re-imagined ergonomics, advanced technologies that reveal additional anatomical detail and elevated patient interactions, Hera is transforming ultrasound in ways never seen before.

SEATTLE CHILDREN'S
www.seattlechildrens.org
Booth 707
Product Category: Non-Profit Healthcare System

U.S. News & World Report has ranked Seattle Children's among the nation's top children's hospitals for over 25 years. We are the primary teaching, clinical and research site for the University of Washington School of Medicine Pediatrics Department. The Fetal Care and Treatment Center's dedicated team of specialists includes maternal-fetal medicine physicians, pediatric surgeons, pediatric specialty physicians, genetic counselors, neonatologists, and nurses, all working collaboratively to ensure the best possible outcomes.

Key:

-  = **FIRST-TIME EXHIBITOR**
-  = **CORPORATE COUNCIL PREMIER MEMBER**
-  = **CORPORATE COUNCIL MEMBER**

**SERA PROGNOSTICS INC.,
THE PREGNANCY COMPANY®**
www.seraprognostics.com
Booth 816
Product Category: Testing and Diagnostics

Sera Prognostics aims to be a global leader in high-value women's health diagnostics, delivering pivotal information to physicians to improve the health of pregnant women and newborns, and to simultaneously improve the health economics. The PreTRM® Test predicts a patient's individual risk of spontaneous preterm delivery in asymptomatic singleton pregnancies through a single blood draw performed during weeks 18 through 20 of gestational age.

**SOCIETY FOR MATERNAL-FETAL MEDICINE (SMFM)
HEADSHOT EXPERIENCE LOUNGE**
www.smfm.org/2024
Booth 237
Product Category: Association/Medical Society, Attendee Services

Want to spruce up your professional headshot game? Look no further than the Headshot Experience Lounge at SMFM 2024! This portrait-taking experience features a professional photographer and two make-up artists to help you look your best. Don't miss out on this chance to capture your best self!

**SOCIETY FOR MATERNAL-FETAL MEDICINE (SMFM)
NETWORKING LOUNGE**
www.smfm.org/2024
Booth 422
Product Category: Association/Medical Society, Attendee Services, Member Service

Located in the Exhibit Hall, the Networking Lounge is open for anyone to pop in and out whenever the exhibit hall space is open. Stop by the various kiosks to learn more about what's happening with the Society, from our advocacy and reproductive health initiatives to learning and professional development, DEI, the Foundation, and more. The Networking Lounge is also the perfect space to relax and connect with your colleagues when you need a bit of downtime.

- Advocacy
- Membership
- Reproductive Health
- Foundation
- Education

**SOCIETY FOR MATERNAL-FETAL MEDICINE (SMFM)
PHOTO BOOTH**
www.smfm.org/2024
Booth 535
Product Category: Association/Medical Society, Attendee Services

Capture the moment and make it memorable! Stop by the 360-photo booth located in the exhibit hall, strike a pose, and take home a little piece of #SMFM24 with you.

**SOCIETY FOR MATERNAL-FETAL MEDICINE (SMFM)
WELLNESS & RECHARGE AREA**
www.smfm.org/2024
Booth 349
Product Category: Association/Medical Society, Attendee Services

After a long day of learning, take some time to relax, unwind, and recharge. Visit our Wellness and Recharge booth for professional massages, complimentary device charging, and unleash your inner creativity at our Lego tables. You can also pet some adorable puppies at our Puppy Harbor to make your day even better!

SOCIETY OF FAMILY PLANNING

www.societyfp.org

Booth 804

Product Category: Association/Medical Society, Clinical Education, Clinical Research and Simulation, Publications

The Society of Family Planning advances a vision of just and equitable abortion and contraception informed by science. By leveraging the powerful tools of science and medicine, we hope to ensure that abortion and contraception practices and policies are grounded in science and center people whose access to care is constrained by systems of oppression.

SONIO

www.linkedin.com/company/sonio

Booth 713

Product Category: Perinatal Healthcare Services, Testing and Diagnostics, Ultrasound Technology and Equipment

Sonio's AI-enhanced¹ software empowers ultrasound practitioners and readers. It assists them in performing every prenatal examination to their highest quality standards, ensuring the completeness of each examination, streamlining their workflow, and in prenatal diagnosis. Sonio is based on over five years of research and collaboration between leading experts in fetal medicine and AI. ¹AI-enhancement is provided by FDA 510(k) cleared Sonio Detect product and through Sonio Expert. To learn more about Sonio, visit sonio.ai/us.

SONOSCAPE MEDICAL CORP.

www.sonoscape.com

Booth 806

Product Category: Ultrasound Technology and Equipment

Founded in 2002, SonoScape has committed itself to "Caring for Life through Innovation" by producing technologically advanced ultrasound, endoscopy, MIS (Minimally Invasive Surgery), and IVUS (Intravascular Ultrasound) solutions.

SSM HEALTH ST. LOUIS FETAL CARE INSTITUTE

www.stlouisfetalcare.com

Booth 400

Product Category: Clinical Intervention and Surgical Practice, Genetic Counseling/Genetic Testing, Non-Profit Healthcare System, Perinatal Healthcare Services, Testing and Diagnostics

Using the most advanced diagnostic tools, unmatched experience and compassionate care, the SSM Health Cardinal Glennon St. Louis Fetal Care Institute has reimaged care for moms-to-be, their families and babies. When it opened 15 years ago, it was one of the few centers in the world offering care for babies facing complex diagnoses before birth. The team uses their experience to help parents find the answers they are looking for and provide the support they need.

STANFORD MEDICINE CHILDREN'S HEALTH

Booth 404

Product Category: Non-Profit Healthcare System

Packard Children's is one of the few children's hospitals in the country to offer complex obstetric, delivery, newborn, and pediatric services all in one place. Our Fetal and Pregnancy Health Program provides comprehensive care for complex fetal diagnoses and pregnancies. For best outcomes, we employ a full range of diagnostics, consultation, and maternal-fetal therapy, combining expertise from MFM specialists and 30+ pediatric and adult medical and surgical subspecialists. To date, we have evaluated 6,500+ patients.

Key:



= FIRST-TIME EXHIBITOR



= CORPORATE COUNCIL PREMIER MEMBER



= CORPORATE COUNCIL MEMBER

SURGICAL SCIENCE – SIMBIONIX SIMULATORS

www.surgicalsience.com

Booth 722

Surgical Science is the world's leading supplier of medical virtual reality simulators. Our products are used by teaching hospitals and medical training centers worldwide for practice, validation, and certification of medical specialists, as they allow for safe, standardized skills training before entering the clinical environment.

Applications include general surgery, endovascular, gastroenterology, pulmonology, OB/Gyn, urology, orthopedics, robotics, and imaging.

TEXAS CHILDREN'S PAVILION FOR WOMEN-FETAL CENTER

www.women.texaschildrens.org

Booth 501

Product Category: Clinical Intervention and Surgical Practice, Clinical Research and Simulation, Genetic Counseling/Genetic Testing, Non-Profit Healthcare System, Testing and Diagnostics

Texas Children's Fetal Center[®] provides the full spectrum of advanced fetal diagnostics, therapies and surgery for women with complicated pregnancies and their unborn and newborn infants. Families from around the world come to us for personalized, multidisciplinary care, including the latest treatment for fetal heart conditions, gastroschisis, CDH, NTD, LUTO and TTTS – all performed at our Pavilion for Women, adjacent to a 76-bed level IV NICU at top-ranked Texas Children's Hospital in Houston.

THE CHICAGO INSTITUTE FOR FETAL HEALTH

www.luriechildrens.org/fetalhealth

Booth 500

Product Category: Clinical Education, Clinical Intervention and Surgical Practice, Clinical Research and Simulation, Genetic Counseling/Genetic Testing, Non-Profit Healthcare System

With more than 40 years' experience, The Chicago Institute for Fetal Health is a regional leader in the research and care of pregnant patients with fetal complications. As one of only a few comprehensive fetal centers in the country, the institute offers pre-birth counseling and care as well as corrective fetal intervention including twin to twin transfusion syndrome (TTTS) laser treatments, fetoscopic spina bifida (MMC) repair and fetoscopic endoluminal tracheal occlusion (FETO), among others.

THE FETAL CARE CENTER

www.stlouischildrens.org/conditions-treatments/women-infants-center/fetal-care-center

Booth 721

Product Category: Clinical Intervention and Surgical Practice, Clinical Research and Simulation, Corporate Healthcare System, Genetic Counseling/Genetic Testing, Perinatal Healthcare Services

The Fetal Care Center, a leader in providing medical care for pregnant women whose unborn babies have health problems. As part of the Women & Infants Center, the Fetal Care Center draws on the combined expertise of three world-class medical institutions: Barnes-Jewish Hospital, St. Louis Children's Hospital and Washington University Physicians. Here, your family receives exceptional care in one easily accessible medical campus. The FCC provides complex fetal surgeries and interventions for rare fetal conditions.

THE FETAL CENTER AT UT HEALTH HOUSTON – UT PHYSICIANS

www.utphysicians.com/thefetalcenter

Booth 504

Product Category: Clinical Intervention and Surgical Practice, Clinical Research and Simulation, Genetic Counseling/Genetic Testing, Non-Profit Healthcare System, Testing and Diagnostics

The Fetal Center is a multidisciplinary team of international leaders in fetal diagnosis and intervention. The program is proud to offer a complete range of coordinated care for pregnant patients with complex fetal diagnoses before, during, and after birth. The Fetal Center team is dedicated to providing the highest level of comprehensive, evidence-based, and patient-centered care to families through collaboration, innovation, education, and research.

THE FETAL CENTER AT VANDERBILT

www.childrenshospitalvanderbilt.org

Booth 731

Product Category: Non-Profit Healthcare System

The Reed Family Maternal Fetal Center at Vanderbilt is an internationally recognized center offering advanced diagnosis, education, and therapeutic treatments for the unborn child with congenital problems. Our center provides compassionate, professional, and unique treatment plans incorporating multi-disciplinary specialists and innovative fetal research and education. The state-of-the-art maternal fetal clinic located at Monroe Carell Jr. Children's Hospital at Vanderbilt allows specialists to grow innovative programming helping families seeking optimal outcomes for their unborn babies.

THE PERMANENTE MEDICAL GROUP

northerncalifornia.permanente.org/career-opportunities

Booth 800

Product Category: Physician Recruiting

The Permanente Medical Group (TPMG) is the largest medical group in the United States—and one of the most distinguished. Our 9,300 physicians and 40,000 nurses and staff are leading the transformation of health care. Through nation-leading quality, preeminent research, and superior technology systems, we are delivering superior clinical outcomes, and having a positive and often life-changing impact on the health of our 4.4 million patients in Northern California.

THERMO FISHER

www.thermofisher.com/preeclampsia

Booth 223

Product Category: Testing and Diagnostics

Thermo Fisher Scientific is proud of our Mission: To enable our customers to make the world healthier, cleaner, and safer. Through our Thermo Scientific™ and B-R-A-H-M-S™ brands, we help customers accelerate innovation and enhance productivity. Thermo Scientific B-R-A-H-M-S investigates, develops, and manufactures novel testing to improve diagnosis and treatment of life-threatening diseases.

UCSF BENIOFF CHILDREN'S HOSPITALS FETAL TREATMENT CENTER

fetus.ucsf.edu/booth

Booth 401

Product Category: Genetic Counseling/Genetic Testing, Non-Profit Healthcare System, Other/Not Listed, Perinatal Healthcare Services, Publications

The UCSF Fetal Treatment Center is a multidisciplinary comprehensive clinic with two locations, San Francisco and Oakland. Our center is a pioneer in precision diagnostics, genetics, and treatment of fetal anomalies. We provide care to over 500 families annually, including counseling sessions with a team of experts from a myriad of specialties – Perinatology, Pediatric Surgery, Cardiology, Neonatology, Nephrology, Neurology, Urology as well as other specialists.

UHEALTH JACKSON FETAL CARE CENTER

www.expertkidsare.org

Booth 113

Product Category: Non-Profit Healthcare System

The UHealth Jackson Fetal Care Center is an international leader in fetal health. Led by world-renowned fetal surgeon Dr. Rodrigo Ruano, our team handles complex cases prioritizing both mom and baby. Driven by academic research from the University of Miami Miller School of Medicine, our experts serve more patients with clinically complex conditions than any other maternal-fetal medicine program in South Florida. Today, we're the leader in perinatal and fetal medicine in this community.

UNIVERSITY HOSPITALS RAINBOW BABIES & CHILDREN'S FETAL CENTER

www.UHRainbow.org/fetalcenter

Booth 507

Product Category: Non-Profit Healthcare System, Perinatal Healthcare Services

Internationally renowned, University Hospitals Rainbow Babies & Children's Hospital is a full-service children's hospital and academic medical center. With experts in 16 medical divisions and 11 surgical specialties, Rainbow offers nationally ranked care not available at other institutions in the region, including centers dedicated to cutting edge cancer and heart care and Northeast Ohio's only single-site provider of advanced maternal fetal medicine and neonatology services.

UNIVERSITY OF MD OBGYN

www.umms.org/ummc/health-services/womens-health/maternal-fetal-medicine

Booth 603

Product Category: Perinatal Healthcare Services

Center for Advanced Fetal Care

UNIVERSITY OF MICHIGAN HEALTH

www.uofmhealth.org/fetalcenter

Booth 602

Product Category: Clinical Intervention and Surgical Practice, Clinical Research and Simulation, Genetic Counseling/Genetic Testing, Non-Profit Healthcare System, Perinatal Healthcare Services

University of Michigan Health is one of the few medical centers nationwide where Labor & Delivery is nestled within a comprehensive children's hospital. Being under one roof allows our renowned Fetal Diagnosis & Treatment Center to provide comprehensive prenatal diagnosis and cutting-edge treatment.

UNIVERSITY OF MISSOURI-COLUMBIA, SCHOOL OF MEDICINE

www.medicine.missouri.edu/departments/obstetrics-gynecology-and-womens-health

Booth 318

Product Category: Clinical Education, Clinical Research and Simulation, Non-Profit Healthcare System, Perinatal Healthcare Services, Physician Recruiting

The University of Missouri is in an active growth period with intent to expand our academic pillars of patient care, research, and education, vital to providing exceptional women's health care in central Missouri. MU HealthCare is continuously recognized as one of the "150 Top Places to Work in Healthcare" by Becker's Hospital Review. MUHC has consistently been named one of the nation's "Most Wired" health systems by the College of Healthcare Information Management Executives (CHIME).

USCOM INC.

www.uscom.com.au

Booth 706

USF HEALTH/ TAMPA GENERAL HOSPITAL FETAL CARE CENTER

www.tgh.org/fcc

Booth 306

Product Category: Clinical Intervention and Surgical Practice, Genetic Counseling/Genetic Testing, Non-Profit Healthcare System, Perinatal Healthcare Services, Testing and Diagnostics

The USF Health Tampa General Hospital Fetal Care Center is a team of specialists including Fetal surgeons, Maternal-Fetal Medicine physicians, pediatric specialists, and genetic counselors offering prenatal surgical intervention, diagnostic testing, and delivery planning services. We are a teaching hospital that prides itself on collaboration for patient centered care and ranked # 9 in the nation for Obstetric care by US News & World Report.

UW HEALTH NORTHERN ILLINOIS

www.uwhealth.org

Booth 741

Product Category: Genetic Counseling/Genetic Testing, Non-Profit Healthcare System, Other Technology and Equipment, Perinatal Healthcare Services, Physician Recruiting

UW Health Women & Children's Hospital has been the place more moms trust to deliver their little ones. With almost 3,000 births per year, we have the area's most popular obstetricians, beautiful birthing suites, and Level III NICU. Over a dozen pediatric specialists are located in this beautiful facility on the first floor. Our Maternal-Fetal Medicine Clinic provides the finest in women's healthcare, including obstetrics, diagnostic ultrasound, genetic testing, and expert fetal cardiology care.

VARIANTYX, INC.

www.variantyx.com

Booth 728

Product Category: Diagnostics

We specialize in high complexity prenatal genetic testing for rare inherited disorders.

WEATHERBY HEALTHCARE

www.weatherbyhealthcare.com

Booth 536

Product Category: Physician Recruiting

Weatherby Healthcare can help get you where you want to go. Since 1995, we have leveraged our nationwide network to connect locums professionals with the best jobs. Our team of expert consultants simplify the staffing process through their specialty-focused knowledge of over 100 physicians, PAs, and NPs specialties. Learn more www.weatherbyhealthcare.com.

WOMEN'S CARE

www.womenscareobgyn.com

Booth 403

Product Category: Corporate Healthcare System

Women's Care, founded in 1998, is a leading women's healthcare group in the United States, dedicated to providing the highest quality of care for women through their reproductive years and beyond. With 100+ locations and over 400 ob-gyns and specialists across the country, Women's Care provides comprehensive patient care in obstetrics, gynecology, gynecologic oncology, urogynecology, gynecologic pathology, and breast surgery, genetic counseling, maternal-fetal medicine, laboratory services, and fertility.

WVU MEDICINE

www.wvumedicine.org

Booth 133

Product Category: Physician Recruiting

WVU Medicine - the affiliate health system for West Virginia University is the largest health system in the state of West Virginia and the largest private employer. Collectively, WVU Health system has a five-state presence allowing us to support 25 hospitals, more than 2,500 licensed beds, 4,900 providers, and over 30,000 employees.

Key:



= FIRST-TIME EXHIBITOR



= CORPORATE COUNCIL PREMIER MEMBER



= CORPORATE COUNCIL MEMBER



Cincinnati Children's Fetal Care Center

Comprehensive Care for Both Mom & Baby

Our team, led by physicians from Cincinnati Children's, TriHealth, and University of Cincinnati Medical Center, specializes in treating complex and rare fetal conditions, while offering the highest level of holistic obstetrics care for mom.

- **One Team. One Location:** Offering the full spectrum of care for mom and baby, from prenatal diagnostics to long-term follow-up care.
- **Minimally Invasive Procedures:** One of the nation's highest volume fetoscopic centers.
- **Collaboration with Referring Providers:** Returning your patient to your care as quickly as possible.

Conditions	Evaluations	Interventions	
TTTS	2,380+	1,400+	Fetoscopic Laser Photocoagulation (FLP) procedures
MMC	500+	140+	Prenatal repairs
CDH	445+	50+	FETO procedures performed by our fetal surgeons
BOO	610+	200+	Patients receiving intervention

*Data from fetal patients cared for by Cincinnati Children's Fetal Care Center through June 30, 2023



"Cincinnati Children's Fetal Care Center has always been my center of choice for my complex fetal cases that require fetal intervention."

— Tovah A. Buikema, DO, Ascension Indiana

"We receive excellent communication with our physician colleagues, which in turn improves the coordination of care for our mutual patients."

— Geoffrey Gordon, MD, Parkview Health

"This center has the experience, the expertise, and always puts the patient and family first."

— James Van Hook, MD, ProMedica Toledo Hospital



For more information about our services, or to make a referral:

- 1-888-FETAL59
- 513-636-5959 (fax)
- Fetal Nurse on Call: 513-260-4660
- Physician Priority Link: 888-636-7997
- cfreferral@cchmc.org
- cincinnatichildrens.org/fetal

Visit Us at Booth #405

Cincinnati Children's has been named in the top 10 of each specialty area and ranked #1 in the nation among Honor Roll hospitals.



SAVE THE DATE



Monday, January 27 – Saturday, February 1, 2025

Gaylord Rockies • Aurora, CO



Future Meeting Dates:

February 8 – 13, 2026 • Caesars Forum • Las Vegas, NV

March 21 – 26, 2027 • Gaylord National • National Harbor, MD

April 23 – 28, 2028 • Caesars Forum • Las Vegas, NV

April 15 – 20, 2029 • Gaylord National • National Harbor, MD

April 7 – 12, 2030 • Gaylord Pacific • Chula Vista, CA