



43rd Annual Pregnancy Meeting™

**Program
Book**

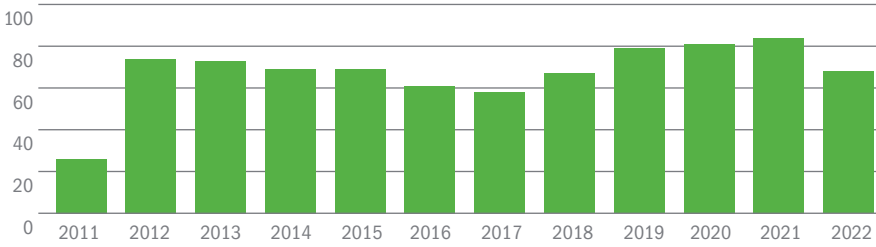


February 6–11, 2023

San Francisco, California
Moscone Center West
#SMFM23

OUR PATIENTS' OUTCOMES ARE OUR #1 PRIORITY

TOTAL PLACENTAL LASER ABLATIONS



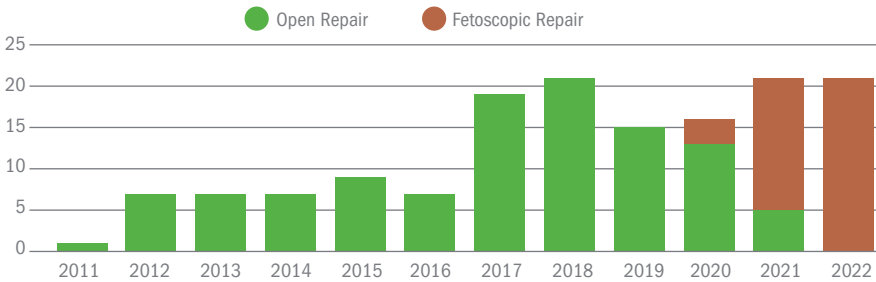
Date range: September, 2011 – December 9, 2022. All fetoscopic placental laser ablations performed at the Fetal Center, including twins, triplets, higher-order multiples, and TAPS. N=809

30-Day Post-Delivery Survival Rate by TTTS Stage

TTTS Stage	Cases (percent of total cases)	Percent of Pregnancies with Two Survivors	Percent of Pregnancies with One Survivor	Percent of Pregnancies with No Survivor
Stage I	90 (13%)	85%	10%	5%
Stage II	197 (28%)	80%	9%	11%
Stage III	388 (55%)	68%	19%	13%
Stage IV	32 (4%)	71%	19%	10%

30-day post delivery survival rate for placental laser ablations performed on monochorionic-diamniotic twin pregnancies. N = 707 patients

SPINA BIFIDA SURGERIES



Open and Laparoscopic Assisted Fetoscopic In-Utero Spina Bifida Repair

	The Fetal Center Cohort (n=111)	The Fetal Center Fetoscopic Spina Bifida Repair (n=40)	MOMS Trial: Fetal Surgery (n=78)
Gestational age at Surgery	25.11 ± 0.5	25.4 ± 0.54	23.6 ± 1.4
Gestational age at Delivery	34.89 ± 3.2 (n=108)	35.3 ± 2.6 (n=32)**	34.1 ± 3.1
Vaginal Delivery	0 (0%)	18/32 (57%)	0 (0%)
Perinatal/Neonatal Demise	3 (3%)	0 (0%)	2 (3%)
VP Shunt at One Year	16/40 (40%)*	7/16 (43%)	31 (40%)

Date range: May 2011 – December 6, 2022

*Patients who underwent fetal intervention by our site, and remained under our care locally.

**Represents patients who have delivered and the neonate has been discharged.



The Fetal Center at Children's Memorial Hermann Hospital is an international leader in fetal diagnosis, fetal intervention and comprehensive fetal care for pregnancies diagnosed with congenital anomalies or genetic abnormalities.

In collaboration with a multidisciplinary team of specialists at UTHealth Houston, our team offers patients a complete range of coordinated care for mother and baby before, during and after birth.

Our Fetal Center physicians are available 24 hours a day, seven days a week. To speak with a clinical specialist, call 888.818.4818.



Excellence in Comprehensive Fetal Care

Breakthrough treatment, comprehensive care and outstanding patient outcomes are the hallmark of Texas Children's Fetal Center, a national leader in the diagnosis and treatment of abnormalities in unborn and newborn infants. One of only a few centers in the U.S. providing the full spectrum in fetal therapies, our multidisciplinary team of fetal surgeons, anesthesiologists, radiologists, cardiologists and maternal fetal medicine specialists expertly perform the most innovative techniques to treat dozens of rare to complex congenital conditions, such as spina bifida, congenital diaphragmatic hernia, hypoplastic left heart syndrome and twin-to-twin transfusion syndrome.



Learn more at
women.texaschildrens.org.
Visit us at booth 401.



TABLE OF CONTENTS

Letter from the SMFM President	3
Board of Directors	4
Past Presidents	4
Letter from the Program Chair	6
Program Committee	6
Accreditation Information	7
Criteria for Judging Abstracts	10
Abstract Awardees	11
Schedule-at-a-Glance	12
Foundation for SMFM	14
Industry-Sponsored Luncheons	16
Annual Meeting App	18
Moscone West Map	69
Exhibitor List	72
MONDAY: FEBRUARY 6	
Monday Schedule-at-a-Glance	19
Postgraduate Courses	20
TUESDAY: FEBRUARY 7	
Tuesday Schedule-at-a-Glance	25
Postgraduate Courses	26
WEDNESDAY: FEBRUARY 8	
Wednesday Schedule-at-a-Glance	35
Postgraduate Courses	36
Special Session	41
Scientific Forums	42
THURSDAY: FEBRUARY 9	
Thursday Schedule-at-a-Glance	51
Oral Plenary Session I	52
Oral Plenary Session II - Fellows' Plenary	53
Luncheon Roundtables	54
FRIDAY: FEBRUARY 10	
Friday Schedule-at-a-Glance	57
Oral Concurrent Sessions	58
Luncheon Roundtables	64
SATURDAY: FEBRUARY 11	
Saturday Schedule-at-a-Glance	65
Oral Concurrent Sessions	66

DEAR ANNUAL MEETING PARTICIPANT

Welcome to San Francisco's Moscone Center and the 43rd Annual Pregnancy Meeting! Together with the leadership and staff of the Society for Maternal-Fetal Medicine (SMFM), we are thrilled to be gathering as a community after nearly three years apart. The shared experience of learning, discovery, and camaraderie is always rewarding, but even more so in person.

As we kick off the week, we can anticipate exceptional education with 19 postgraduate courses to enrich our clinical practice, and opportunities to interact with the foremost experts in MFM. Planning an Annual Meeting is a tall order, particularly one that has earned the reputation as the premier event for learning about cutting-edge science in high-risk obstetrics. Our volunteer Program Committee is made up of Joseph Biggio, Jr., MD, MSc. (Chair), Eva Pressman, MD; Blair Wylie, MD, MPH; Allison Bryant, MD, MPH; Roxanna Irani, MD, MPH, and has met the challenge and raised the bar. We are immensely grateful for their dedication and look forward to seeing their hard work come to fruition.

Among the more than 70 sessions on the program, here are a few you may want to add to your itinerary.

- The 2023 President's Workshop (Tuesday and Wednesday) will detail considerations for *Developing an Optimal Maternal-Fetal Medicine Ultrasound Practice*, including best practices, emerging technologies, training, and patient management.
- As Maternal-Fetal Medicine subspecialists grapple with the realities of a post-Roe world, one Postgraduate Course and one Special Session (Wednesday) offer guidance, strategies, and tools for navigating inequitable access to abortion care. Two *Late-Breaking Research Presentations* (Thursday) are a must for the first look at clinical trials with scientific import and high-impact translational research.
- A scientific forum focusing on *Health Disparities and Health Equity* (Wednesday) and the *Anti-Racism Special Interest Group* (Friday) intends to improve diversity, equity, and belonging in MFM.
- *Healthy Outcomes and Health Disparities among LGBTQ+ Obstetric Patients* will be discussed during a Luncheon Roundtable (Friday).
- Stay current on the latest advocacy initiatives with the SMFM Health Policy and Advocacy Committee engagement event, *Physician Advocates in Action* (Friday).

Finally, we invite you to the Foundation for SMFM's Celebration Event on Thursday evening, "Together, We Are M-F-M: Mentors, Friends, Memories!" Join us to celebrate the many accomplishments in our field, honor lifelong friendships, and toast to coming together for the first time since 2020. Proceeds from the event will support the Foundation's programs.

Thank you for joining us for this exhilarating week of science and discovery. We hope you'll take advantage of all the 43rd Annual Pregnancy Meeting has to offer.

Again, welcome to San Francisco!



A handwritten signature in black ink that reads "Joanne Stone MD".

Joanne Stone, MD, MS
President



A handwritten signature in black ink that reads "Christina Wurster".

Christina Wurster, MBA, CAE
Chief Executive Officer

BOARD OF DIRECTORS

EXECUTIVE COMMITTEE

Joanne Stone, MD, MS

President

New York, NY

William Grobman, MD, MBA

Immediate Past President

Columbus, OH

Anthony Sciscione, DO

President-Elect

Newark, DE

Cynthia Gyamfi-Bannerman, MD, MSc

Secretary-Treasurer

La Jolla, CA

Sindhu Srinivas, MD, MSCE

Assistant Secretary-Treasurer

Philadelphia, PA

Christina J. Wurster, MBA, CAE

Chief Executive Officer (Ex-Officio)

Washington, DC

BOARD MEMBERS

Brian Brost, MD - Kansas City, KS

Allison Bryant, MD, MPH - Boston, MA

Fadi Bsat, MD - Springfield, MA

Helen Feltovich, MD - Provo, UT

Dena Goffman, MD - New York City, NY

Brenna Hughes, MD, MSc - Durham, NC

Vanita Jain, MD - Newark, DE

Torri Metz, MD - Salt Lake City, UT

Stephanie Ros, MD, MSCI - Tampa, FL

Amber Samuel, MD - Houston, TX

Vineet Shrivastava, MD - Newport Beach, CA

Marvin Williams, DO - Oklahoma City, OK

EX-OFFICIO REPRESENTATIVES

Sami Backley, MD, Associate Member

Brian Mercer, MD, Foundation for SMFM

Tani Malhotra, MD, Associate Member

Monica Longo, MD, PhD, NICHD/NIH

George Wendel, MD, ABOG

PAST PRESIDENTS

William Spellacy, MD - 1977

Roy Pitkin, MD - 1978

James O'Leary, MD - 1979

Donald Sherline, MD - 1980

Loren Petersen, MD - 1981

Bruce Work, MD - 1982

Robert Hayashi, MD - 1983

Roy Petrie, MD - 1984

John Morrison, MD - 1985

Amelia Cruz, MD - 1986

Steven Gabbe, MD - 1987

Robert Sokol, MD - 1988

Richard Paul, MD - 1989

Frank Miller, MD - 1990

Thomas Garite, MD - 1991

Garland Anderson, MD - 1992

Larry Gilstrap, III, MD - 1993

Valerie Parisi, MD - 1994

Gary D.V. Hankins, MD - 1995

Donald Coustan, MD - 1996

Steven Clark, MD - 1997

Mary E. D'Alton, MD - 1998

Peter VanDorsten, MD - 1999

Michael Socol, MD - 2000

James Martin, Jr., MD - 2001

Haywood Brown, MD - 2002

Jay D. Iams, MD - 2003

James Ferguson, MD - 2004

Michael Nageotte, MD - 2005

Roger Newman, MD - 2006

Katherine Wenstrom, MD - 2007

Michael Foley, MD - 2008

Sarah Kilpatrick, MD, PhD - 2009

Joshua Copel, MD - 2010

George Saade, MD - 2011

M. Kathryn Menard, MD - 2012

Brian Mercer, MD - 2013

Vincenzo Berghella, MD - 2014

Laura Riley, MD - 2015

Mary Norton, MD - 2016

Alfred Abuhamad, MD - 2017

Sean Blackwell, MD - 2018

Brian Iriye, MD - 2019

Judette Louis, MD, MPH - 2020

William Grobman, MD, MBA - 2021



They're our why.

You're our how.

At the Richard D. Wood Jr. Center for Fetal Diagnosis and Treatment, we value the trust patients and referring partners put in us, and we promise to provide the best possible care. Our team of internationally recognized experts is grateful for the opportunity to use more than 25 years of knowledge and experience to offer hope to families facing pregnancies complicated by fetal conditions.

We hope to see you at our conference [booth #823](#) to learn how we can best support your practice.



**Children's Hospital
of Philadelphia®**

Richard D. Wood Jr.
Center for Fetal Diagnosis & Treatment

1-800-IN UTERO (468-8376)

fetalsurgery.chop.edu


▲ Each year, thousands of people who have been helped by our Center gather together for our Annual Fetal Family Reunion.



MESSAGE FROM THE PROGRAM COMMITTEE CHAIR

On behalf of the Program Committee, welcome to the 43rd Annual Pregnancy Meeting in San Francisco. We have an exciting program ahead of us with cutting-edge research and unmatched obstetrics and maternal-fetal medicine education. After nearly three years, reuniting with friends and colleagues from around the world and networking with today's most influential leaders will undoubtedly be a highlight for many of us.

PROGRAM COMMITTEE



Joseph R. Biggio, Jr. MD, MSc
Program Chair



Eva Pressman, MD
Poster Chair



Blair Wylie, MD, MPH
Postgraduate Course Chair



Allison Bryant, MD, MPH
Scientific Forum Chair



Roxanna Irani, MD, PhD
Local Arrangements Chair

For the Society of Maternal-Fetal Medicine, the Annual Meeting serves as a tangible and inspiring demonstration of our pursuit of the Society's mission to advance the field through education, research, and advocacy to optimize the health of high-risk pregnant people and their babies. You'll see this impetus on display over six days of programming.

Postgraduate Courses will take place on Monday, Tuesday, and Wednesday and explore topics in reproductive health, critical care, fetal therapy, diabetes, genetics, cardio-obstetrics, ultrasound, and quality and safety outcomes. Nineteen courses offer more than 90 credit hours of CME and 39 ultrasound credits and aim to bring focus and depth to topics important in the clinical management of high-risk pregnancy.

On Wednesday afternoon, **21 Scientific Forums** open the floor to the exchange of views and ideas following thought leader presentations. These sessions are included with registration and are open to all attendees.

Oral Abstract Presentations will be held on Thursday, Friday, and Saturday, and **Poster Presentations** on Thursday and Friday. On behalf of the entire Program Committee, thank you to all who submitted abstracts. The top 91 abstracts were accepted for oral presentations, and 1,100 were accepted for poster presentations. Abstracts slated for presentation can be found on the Annual Meeting website and mobile event app, as well as in the January supplement of AJOG, available online and here at the meeting. In addition, we are happy to feature seven late-breaking abstracts this year.

Take advantage of numerous **networking opportunities** to share experiences, exchange ideas, or catch up with colleagues. Start by attending the Opening Reception with Exhibitors and the DEI Reception Wednesday evening. On Thursday evening, all members are invited to the Foundation for SMFM's Celebration Event called *Together, We Are M-F-M: Mentors, Friends, Memories!* Soak it all up!

Finally, I would like to thank SMFM staff members, course directors, forum and luncheon leaders, reviewers and judges, and our President, Joanne Stone, MD, MS, who worked tirelessly to make this meeting happen. On behalf of the other members of the 2023 Program Committee, Eva Pressman, MD (Poster Chair); Blair Wylie, MD, MPH (Postgraduate Course Chair); Allison Bryant, MD, MPH (Scientific Forum Chair); and Roxanna Irani, MD, MPH (Local Arrangements Chair) welcome to San Francisco! Enjoy the meeting.

Joseph R. Biggio, Jr., MD, MSc
Program Chair

ACCREDITATION INFORMATION

ABOUT SMFM

SMFM is the leading provider of clinical guidance, education and advocacy for maternal-fetal medicine professionals and their patients. For more than 40 years, SMFM has remained the only professional society exclusively focused on maternal and fetal medicine. Our improvements in CME education over the last decade have produced record attendance levels at our events and online education and brought opportunities to partner with renowned organizations nationwide. SMFM operates under the strictest scientific integrity leading to a widespread loyalty among members and learners.

While the Postgraduate Course curriculum offers education in a variety of topic areas, the agenda includes education objectives and topics in the areas of genetic screening and diagnostics, medical management and complications during pregnancy, risk management strategies and critical care, record efficiency and data analytics, quality improvement and safety outcomes, institutional advocacy, and equitable approaches to reproductive health services within the practice of maternal-fetal medicine.

To view the exact number of credits per postgraduate course, please review the individual courses via the website or mobile app.

THE GLOBAL LEARNING COLLABORATIVE

The Global Learning Collaborative (GLC) is accredited by the Accreditation Council for Continuing Medical Education and is an independent medical education provider that develops, delivers, and measures CME across a broad spectrum of diseases and clinical conditions. GLC provides the highest-quality learning experience and can be seen in the below three principles that guide the creation of each CME activity:

- Provide scientific, clinical, and outcomes-based education to address practical needs
- Ensure activities are fair and balanced, scientifically objective, and free of commercial bias
- Measure changes in knowledge/awareness, competence/confidence, or communication/performance

INSTRUCTION FOR CLAIMING CREDIT

Registered participants wishing to receive continuing education credit for any postgraduate activity must follow these steps:

1. Read the learning objectives and faculty disclosures.
2. View the program.
3. Complete the overall attendee evaluation.
5. Complete the CME evaluation.
6. Print your certificate.

Visit www.SMFM.org/2023 to get started.

DOWNLOAD THE MEETING APP

View and personalize your schedule, browse the exhibitor directory, read abstracts, access speaker presentations, receive meeting updates, and more. Download the SMFM app by searching “SMFM Events” in your favorite app store. Once you've downloaded the app:

- 1 Log into your account using your email address and registration ID
- 2 Update your profile and add a picture
- 3 Explore!



THANK YOU FOR YOUR CONTINUED SUPPORT!

As a SMFM sponsor, your contribution is vital to continue our important work. We cannot succeed without the generosity of supporters like you.



Wednesday Product Theater



DEI Reception



All Fellows After Glow Reception



Exhibit Hall Photo Booth



Exhibit Hall Opening Reception



Exhibit Hall Opening Reception



Headquarter Hotel Key Cards



Social Media Wall



Lactation Lounge

LEAD CHANGE, JOIN THE STATE LIAISON NETWORK

Members of SMFM's State Liaison Network are leading advocacy and public health initiatives in states across the nation. Join us to optimize pregnancy outcomes in every state.

Extend Postpartum Medicaid

Expand and Defend Abortion Access

STATE LIAISON NETWORK

Connecting maternal-fetal medicine experts to optimize pregnancy outcomes.

Protect Access to Reproductive Health Care

Strengthen Quality Improvement Infrastructure



Visit smfm.org/advocacy/liaison



Outstanding fetal and maternal care, no matter how complex it gets.



SMFM.org/elearning



Access a full range of e-learning offerings at SMFM.org/elearning. Build your knowledge base and skills at your pace.

View on-demand and live webinars, work through question banks, and take online courses for CME credit all in one spot. Just a few highlights include:

- Critical Care
- Master of MFM
- Fetal Growth Restrictive
- Cesarean Scar Ectopic
- Coding Fundamentals
- Postpartum Contraception
- Fetal Anomalies (coming early spring)

Discounts are available to SMFM members.

Learn more at SMFM.org/elearning

CRITERIA FOR JUDGING ABSTRACTS FOR ORAL AND POSTER SESSION AWARDS

HYPOTHESIS (2 POINTS)

Originality
Scientific or Clinical Importance

METHODS (2 POINTS)

Clinical Study: Prospective, Randomized
 Appropriate Methods
 Appropriate Controls
 Single vs. Multicenter Study

Case Series: Number of Cases
 Appropriate Controls
 Accuracy of Data
 Bias Addressed

Laboratory Study: Appropriate Methods
 Appropriate Controls
 Innovative

RESULTS (2 POINTS)

Statistical analysis appropriate
Presented clearly

CONCLUSION(S) (2 POINTS)

Acknowledgement of limitations of study
Supported by results
Scientific or clinical relevance

OVERALL PRESENTATION QUALITY (2 POINTS)

Rationale for study made clear
Methods and results clearly explained and easily understandable
Conclusions supported by data
Enthusiasm for study conveyed
Quality of Slides (for oral presentation)
Quality of response to questions (for oral presentations)
Poster easily readable

The Division of Maternal-Fetal Medicine in the Department of Obstetrics and Gynecology at Penn State Health Milton S. Hershey Medical Center is seeking candidates for an Assistant, Associate or Full Professor position in either the tenure or non-tenure track to support the growth of MFM care in Berks, Cumberland, Dauphin and Lancaster Counties.



What We're Offering:

- This opportunity offers a well-balanced combination of clinical care of high-risk patients (consultation, genetics, prenatal diagnosis/treatment), an AIUM-certified obstetrical ultrasound unit, teaching (students, residents, MFM fellows), community outreach, and extensive research opportunities.
- Maternal-Fetal Medicine works closely with pediatric subspecialties such as surgery, cardiothoracic surgery, neurology and neurosurgery, urology and palliative care to create comprehensive, individualized patient care and delivery plans for this high-risk patient population. Penn State Health has the only level IV NICU in the region, enabling us to care for the highest risk mothers and infants under one roof.
- Central PA offers vibrant urban areas surrounded by small town rural/suburban communities which affords exceptional cultural opportunities including the Harrisburg Symphony, museums, farmers markets and fine dining.

For more information, please contact:

Patty Shipton, CPRP, Senior Physician Recruiter
pshipton@pennstatehealth.psu.edu



PennState Health

Penn State Health is fundamentally committed to the diversity of our faculty and staff. We believe diversity is unapologetically expressing itself through every person's perspectives and lived experiences. We are an equal opportunity and affirmative action employer. All qualified applicants will receive consideration for employment without regard to age, color, disability, gender identity or expression, marital status, national or ethnic origin, political affiliation, race, religion, sex (including pregnancy), sexual orientation, veteran status, and family medical or genetic information.

ABSTRACT AWARDEES

BRUCE A. WORK AWARD FOR BEST RESEARCH BY A PRACTICING OR TRAINING MATERNAL-FETAL MEDICINE PHYSICIAN OUTSIDE OF THE US

42: Racial implicit biases among obstetric care providers and associated differential care: The BiP Research Program

Presented in Oral Concurrent Session 4 - Health Equity and Policy, Friday, February 10 at 1:30 pm – 1:45 pm

Elie Azria, MD, PhD

DISPARITIES AWARD FOR BEST RESEARCH ON DIVERSITY/DISPARITY IN HEALTH OUTCOMES

41: Providing free prenatal iron supplements to pregnant patients reduces maternal anemia and transfusion

Presented in Oral Concurrent Session 4 - Health Equity and Policy, Friday, February 10 at 1:15 pm – 1:30 pm

Lisa R. Thiele, BS

DRU CARLSON MEMORIAL AWARD FOR BEST RESEARCH IN ULTRASOUND AND GENETICS

26: First in human fully quantitative numeric assessment of cervical remodeling over pregnancy

Presented in Oral Concurrent Session 2 – Prematurity, Friday, February 10 at 8:15 am – 8:30 am

Molly J. Stout, MS, MSCl

NORMAN F. GANT AWARD FOR BEST RESEARCH IN MATERNAL MEDICINE

1: Treatment for Mild Chronic Hypertension During Pregnancy: Is tighter better?

Presented in Oral Plenary Session I, Thursday, February 9 at 8:00 am – 8:15 am

Erin Bailey, MD, MS

BEST ABSTRACT IN FETAL THERAPY AWARD

supported by NAFTA Net in memory of Elizabeth Thom

51: Fetoscopic endoluminal tracheal occlusion (FETO) versus expectant care of severe left-diaphragmatic hernia in North America

Presented in Oral Concurrent Session 5 - Fetal Genetics and Ultrasound, Friday, February 10 at 1:30 pm – 1:45 pm

Eric P. Berg, MD

THE SMFM OUTSTANDING EARLY CAREER INVESTIGATOR TRAVEL AWARD

supported by Dr. Laxmi Baxi

67: Venous Thromboembolism in Pregnancy and Postpartum Among Women with Physical Disabilities

Presented in Oral Concurrent Session 6 - Medical Complications, Friday, February 10 at 3:15 – 3:30 pm

Marina Vainder, MD

Fetal Pillow®

Not Every Birth is Routine...

Elevate a Deeply Engaged Fetal Head During Second Stage C-sections¹

The Fetal Pillow is a balloon cephalic device that elevates the fetal head and facilitates the delivery of the fetus in women requiring a C-section at full dilation or after a failed instrumental vaginal delivery.¹ It can help reduce both fetal and maternal morbidity,² and it has been shown to reduce time to delivery after a hysterotomy is performed by as much as 23 seconds.³



To learn more or to schedule a product demo, scan QR code or visit www.coopersurgical.com/fetal-pillow

Visit us at Booth 545

IMPORTANT SAFETY INFORMATION

Fetal Pillow is indicated to elevate the fetal head and facilitate delivery of the fetus in women >37 weeks gestation undergoing cesarean section at full dilation (with or without an instrumental delivery). The Fetal Pillow is contraindicated in the presence of an active genital infection. The safety and effectiveness of Fetal Pillow has not been established in the following: previous cesarean section, <37 weeks gestation, non-vertex presentation, intrauterine fetal death, pregnancy induced hypertension, intrauterine growth retardation, diabetes, major congenital abnormalities, chorioamnionitis, and multiple gestations. For detailed benefit and risk information, please consult Instructions for Use. www.fetalpillow.com/instructions-for-use

1. FDA Clearance DEN150053 – July 27, 2017.

2. Seal, S.L., Dey, A., Barman, S.C., Kamliya, G., Mukherji, J., Onwude, J.L. Randomized controlled trial of elevation of the fetal head with a fetal pillow during cesarean delivery at full cervical dilatation. *International Journal of Gynecology and Obstetrics*. 2016;133: 178-182.

3. Lassey, Sarah C.; Little, Sarah E.; Saadeh, Michael; Patton, Nicole; Farber, Michaela K.; Bateman, Brian T.; Robinson, Julian N. Cephalic Elevation Device for Second-Stage Cesarean Delivery: A Randomized Controlled Trial. *Obstetrics & Gynecology*. March 10, 2020.

© 2022 CooperSurgical, Inc. C-US-FET-000028

800.243.2974 | 203.601.5200
www.coopersurgical.com



SCHEDULE-AT-A-GLANCE

MONDAY, FEBRUARY 6

7:00 am – 8:00 am	Continental Breakfast	Level 3 Lobby
7:00 am – 5:00 pm	Speaker Ready Room	Room 2000
7:00 am – 5:00 pm	Lactation Lounge	Room 3000
8:00 am – 5:00 pm	Postgraduate Courses	See pages 20-23
12:00 pm – 1:00 pm	Industry-Sponsored Learning Luncheon	Room 2001

TUESDAY, FEBRUARY 7

7:00 am – 8:00 am	Continental Breakfast	Level 3 Lobby
7:00 am – 5:00 pm	Speaker Ready Room	Room 2000
7:00 am – 5:00 pm	Lactation Lounge	Room 3000
8:00 am – 5:00 pm	President's Workshop Day 1	Room 2009
8:00 am – 5:00 pm	Postgraduate Courses	See pages 26-32
12:00 pm – 1:00 pm	Industry-Sponsored Learning Luncheons	See page 16
5:00 pm – 7:00 pm	State Liaison Networking Event: MFMs Leading State Initiatives and Advocacy to Optimize Pregnancy Outcomes	Foothill G, Marriott Marquis Level 2
5:00 pm – 8:00 pm	SMFM Symposium: Playing the Long game: Keeping Research in MFM	Soma, Marriott Marquis Level 2

WEDNESDAY, FEBRUARY 8

7:00 am – 8:00 am	Continental Breakfast	Level 3 Lobby
7:00 am – 5:00 pm	Speaker Ready Room	Room 2000
7:00 am – 6:00 pm	Lactation Lounge	Room 3000
8:00 am – 12:00 pm	President's Workshop Day 2	Room 2009
8:00 am – 12:00 pm	Postgraduate Courses	See pages 36-40
12:00 pm – 1:00 pm	Industry-Sponsored Learning Luncheons	See page 16
12:00 pm – 5:00 pm	Consulting Services	3014 Overlook
12:00 pm – 8:00 pm	Exhibit Hall Open	Exhibit Hall Level 1
12:30 pm – 2:00 pm	Career Fair Powered by Jobs Connected	Exhibit Hall Level 1
12:30 pm – 1:30 pm	Product Theater	Exhibit Hall Level 1
1:30 pm – 2:30 pm	Responding to a Post-Roe World: Supporting MFM Practice and Patient Access	Room 2007
3:00 pm – 5:30 pm	Scientific Forums	See pages 42-48
5:30 pm – 7:00 pm	DEI Reception	Room 2014
6:00 pm – 8:00 pm	Opening Reception with Exhibitors	Exhibit Hall Level 1

THURSDAY, FEBRUARY 9

6:30 am – 8:00 am	Continental Breakfast	Level 3 Lobby
7:00 am – 6:00 pm	Speaker Ready Room	Room 2000
7:00 am – 6:00 pm	Lactation Lounge	Room 3000
7:00 am – 6:00 pm	Consulting Services	3014 Overlook
7:15 am – 8:00 am	Opening Addresses from Program Chair & President; Honorary, Lifetime Achievement, and President's Awards	Room 3003 - 3018
8:00 am – 10:00 am	Oral Plenary Session I	See pages 52-53
10:00 am – 10:30 am	Late-breaking Research Presentations Session 1	Room 3003 - 3018
10:30 am – 12:00 pm	Poster Session I	Exhibit Hall Level 1
10:30 am – 6:00 pm	Exhibit Hall Open	Exhibit Hall Level 1

(Content as of December 9, 2022)

11:30 am – 1:00 pm	Special Interest Groups	
12:00 pm – 1:00 pm	Luncheon Roundtables	See page 54
12:00 pm – 1:00 pm	Industry-Sponsored Learning Luncheons	See page 16
1:15 pm – 1:30 pm	Foundation for SMFM Chair Address	Room 3003 - 3018
1:30 pm – 3:30 pm	Oral Plenary Session II (Fellows Plenary)	Room 3003 - 3018
3:30 pm – 4:00 pm	Late-breaking Research Presentations Session 2	Room 3003
4:00 pm – 5:30 pm	Poster Session II	Exhibit Hall Level 1
5:30 pm – 6:30 pm	Meet the Fellows and Residents Reception (Invitation Only)	Level 2 Lobby
6:30 pm – 9:00 pm	Foundation Celebration Event (Ticket Required)	City View at Metreon
9:00 pm – 10:00 pm	All Fellows After Glow Reception (Fellows Only)	Atrium, Marriott Marquis

FRIDAY, FEBRUARY 10

7:00 am – 8:00 am	Continental Breakfast	Level 3 Lobby
7:00 am – 5:00 pm	Speaker Ready Room	Room 2000
7:00 am – 5:00 pm	Lactation Lounge	Room 3000
7:00 am – 5:00 pm	Consulting Services	3014 Overlook
8:00 am – 10:00 am	Oral Concurrent Sessions 1 - 3	See pages 58-60
10:00 am – 10:15 am	Late-breaking Research Presentations Sessions 3 - 5	See page 60
10:00 am – 5:00 pm	Exhibit Hall Open	Exhibit Hall Level 1
10:15 am – 10:30 am	Networking Break with Exhibitors	Exhibit Hall Level 1
10:30 am – 12:00 pm	Poster Session III	Exhibit Hall Level 1
11:30 am – 1:00 pm	Special Interest Groups	
12:00 pm – 1:00 pm	Luncheon Roundtables	See page 64
12:00 pm – 1:00 pm	Industry-Sponsored Learning Luncheons	See page 16
1:15 pm – 3:30 pm	Oral Concurrent Sessions 4 - 6	See pages 61-63
3:30 pm – 5:00 pm	Poster Session IV	Exhibit Hall Level 1

SATURDAY, FEBRUARY 11

7:00 am – 8:00 am	Continental Breakfast	Level 3 Lobby
7:00 am – 10:00 am	Speaker Ready Room	Room 2000
7:00 am – 10:00 am	Lactation Lounge	Room 3000
8:00 am – 10:00 am	Oral Concurrent Sessions 7 - 9	See pages 66-68
10:00 am – 10:30 am	Awards Ceremony and Passing of Gavel	Room 3003 - 3018

DOWNLOAD THE MEETING APP

View and personalize your schedule, browse the exhibitor directory, read abstracts, access speaker presentations, receive meeting updates, and more. Download the SMFM app by searching “SMFM Events” in your favorite app store. Once you’ve downloaded the app:

- 1 Log into your account using your email address and registration ID
- 2 Update your profile and add a picture
- 3 Explore!





We award funding to members of the Society for Maternal-Fetal Medicine at various stages in their careers.

FSMFM/AAOGF SCHOLARSHIP

Our premier research training scholarship, funded jointly with the American Association of Obstetricians and Gynecologists Foundation (AAOGF), is designed for future academic physician leaders who seek additional research training in maternal-fetal medicine (MFM). Applicants for this highly selective three-year award must have recently completed MFM subspecialty training or be in the second or third year of an ABOG-approved MFM fellowship training program.

Application Deadline: July 2



BRIDGE FUNDING AWARD

The Bridge Funding Award is designed to stabilize a research program of a promising physician-scientist in the field of perinatal biology and medicine who has not been successful in obtaining independent research funding or who has a temporary lapse in funding. The award is made possible with generous support from the ABOG Education Foundation and is for a one-year period.

Application Deadline: January 1

GARITE MINI-SABBATICAL GRANTS

Since 2008, practicing MFMs and MFM fellows, including international members of SMFM, have received funding for an eight-week research project or clinical experience with a mentor at another institution.

Application Deadlines:
Spring: April 2
Fall: October 1



DANIELLE PERESS, MD MEMORIAL FUND

Established in 2018 to honor the life and wishes of Dani Peress, first- and second-year MFM fellows receive funding for clinical or translational research during fellowship.

Application Deadline:
November 15



RESIDENT SCHOLARS PROGRAM



OB/GYN residents who intend to pursue a fellowship in MFM receive two years of educational and mentoring experiences through this successful program begun in 2013.

Application Deadline: October 1

QUEENAN GLOBAL HEALTH AWARDS

Established in 2014, practicing MFMs and MFM fellows with an interest in maternal and child health issues in low- and middle-income countries can apply for one of four educational and research fellowships.

Application Deadline: September 1



TO LEARN MORE OR TO APPLY FOR THESE AND OTHER PROGRAMS, PLEASE CONTACT US AT FOUNDATION@SMFM.ORG OR VISIT OUR WEBSITE FOUNDATIONFORSMFM.ORG

FOUNDATION FOR SMFM | 409 12TH ST SW STE 601 | WASHINGTON, DC 20024

WHERE TO FIND US AT THE MEETING

Visit us near meeting registration to learn about our programs or make a donation.



There's still time to join the 2023 #RaceForResearch! Sign up today to help us reach our goal of raising \$75,000. Your participation will help support the Foundation for SMFM to launch, expand, and change the careers of MFMs.

Raise or donate \$100 by Wednesday, February 8, and receive a thank-you gift which can be picked up at the Foundation's booth located in the main lobby.



Scan this QR code to register for the virtual race or donate to a team or individual.

A special thank you to our platinum sponsor:



SERA
PROGNOSTICS[®]
The Pregnancy Company[®]

INDUSTRY-SPONSORED LUNCHEONS

These independent presentations are not part of the official program as planned by the SMFM Program Committee.

Monday, February 6 | 12:00 pm – 1:00 pm

PRACTICAL TIPS TO MAKING THE TRANSITION FROM FINGER STICKS TO CONTINUOUS GLUCOSE MONITORING IN ALL OF YOUR PREGNANT PATIENTS

Location: Room 2001, Moscone West, Level 2

Presenters: Ashley Battarbee, MD, MSCR; Nicole Ehrhardt, MD; Carol Levy, MD, CDCES; Amy Valent, DO

Hyperglycemia during pregnancy is associated with numerous deleterious maternal and fetal outcomes. Recent studies have shown that pregnancy outcomes, such as large for gestational age, can be reduced with improved glycemic control. As such, 2022 guidelines from the American Diabetes Association agree that continuous glucose monitoring (CGM) can help to achieve glycated hemoglobin (HbA1c) targets in pregnant people with diabetes and recommend CGM use in conjunction with finger sticks to achieve optimal pre- and postprandial glycemic targets. With this live 60-minute symposium, increase your confidence in using CGM to improve the management of hyperglycemia in your patients with diabetes who are pregnant. Experts in obstetrics & gynecology will discuss 2 patient cases demonstrating the role of CGM in patients who are pregnant, including target glucose ranges, how to initiate CGM, and how to interpret CGM data. The symposium will be simultaneously streamed live for online Medscape member attendees, who will have an opportunity to participate in a 2-way conversation with faculty and ask questions related to the content discussed during the live event.

Medscape

Tuesday, February 7 | 12:00 pm – 1:00 pm

ACHIEVE THE UNACHIEVABLE: TIPS & TECHNIQUES FROM VOLUSON EXPERT 22 EARLY ADOPTERS

Location: Room 2003, Moscone West, Level 2

Presenters: Mishella Perez, BS, RDMS, RDCS; Julia Solomon, MD

Learning Objectives:

- To learn how the Voluson Expert 22 is helping improve ultrasound workflow in the MFM clinical setting

- To discover how Artificial Intelligence (A.I.) is helping both ultrasound users of all skill levels
- To see a live scanning demonstration showcasing unique imaging tools that help users easily visualize super fine details in 2D/3D/4D



FETAL PILLOW® - FOR FULL DILATION CESAREAN SECTION

Location: Room 2001, Moscone West, Level 2

Presenters: Daniel Skupski, MD

Learning Objectives:

- To understand the prevalence and challenges of Full Dilation Cesarean Deliveries
- To learn about the application of fetal Pillow (Cephalic Elevation Device) at a Medical Center in New York City
- To gain information about using a Cephalic Elevation Device for second stage cesarean deliveries



Wednesday, February 8 | 12:00 pm – 1:00 pm

REAL WORLD INSIGHTS FROM THE USE OF NIPT IN MANAGEMENT OF TWIN PREGNANCIES

Location: Room 2001, Moscone West, Level 2

Presenters: Herman L. Hedriana, MD; Russel Jelsema, MD

Learning Objectives:

- To review the latest society guidelines on prenatal aneuploidy screening for twin pregnancies
- To examine how detection of zygosity and fetal fraction impacts the management of twin pregnancies
- To discuss case examples of how NIPT influenced the management of twin pregnancies





Fast control of abnormal postpartum uterine bleeding¹

Because every minute counts.



The Jada System has been shown to control bleeding within a median of 3 minutes.¹

Learn more.

Scan the QR code with your phone's camera to learn more.



Meet the Jada System at
BOOTH #115

Not actual patient

The Jada[®] System is intended to provide control and treatment of abnormal postpartum uterine bleeding or hemorrhage when conservative management is warranted.

Please see the Instructions for Use for contraindications, warnings, precautions, and other information at thejadasystem.com/ifu

Reference: 1. D'Alton ME, Rood KM, Smid MC, et al. Intrauterine vacuum-induced hemorrhage-control device for rapid treatment of postpartum hemorrhage. *Obstet Gynecol.* 2020;136(5):882-891. doi:10.1097/AOG.0000000000004138



© 2023 Organon group of companies. All rights reserved. ORGANON and the ORGANON Logo are trademarks of the Organon group of companies. US-JDA-110391 12/22

INDUSTRY-SPONSORED LUNCHEONS, CONTINUED

Wednesday, February 8 | 12:00 pm – 1:00 pm

TREATING ABNORMAL POSTPARTUM UTERINE BLEEDING AND HEMORRHAGE WITH THE JADA® SYSTEM: CASE REVIEW AND OBSERVED OUTCOMES FROM CLINICAL USE

Location: Room 2003, Moscone West, Level 2

This course features an interactive, panel discussion with 5 early adopters of the Jada System as part of their abnormal postpartum uterine bleeding and hemorrhage armamentarium. Dr. Dena Goffman will moderate the discussion that starts with a historical review of the PEARLE pivotal clinical trial and review of the Jada System mechanism of action from Dr. Rood. Drs. Birkenholz, Sakamoto, and Stetson will add to the discussion with case reviews from their experience with Jada and observed clinical outcomes, best practices for implementation with their Labor and Delivery teams, and other procedural pearls acquired from the adoption of Jada to their respective treatment algorithms.



Thursday, February 9 | 12:00 pm – 1:00 pm

VALUE OF EARLY RISK PREDICTION, SCREENING & DIGITAL INTERVENTION IN PRE-TERM BIRTH AVOIDANCE

Location: Room 2001, Moscone West, Level 2

Presenters: Leslie Saltzman, DO, MBA; Sydney Webb Strickland, PhD

Learning Objectives:

- To reduced cost and negative M/F outcomes (pre-term birth, NICU stays) through predictive risk algorithm and intervention through Ovia Health
- To understand the importance of 1st trimester screening and update on preeclampsia



PERFORMANCE OF 11-14 WEEK ULTRASOUND SCAN

Location: Room 2003, Moscone West, Level 2

Presenter: Liona Poon, MBBS, MRCOG, MD, Cert RCOG

Performing a routine first-trimester ultrasound examination at 11 to 14 weeks' gestation is of value for confirming

viability, plurality, accurate pregnancy dating, screening for aneuploidies, identification of major structural anomalies and screening for preterm preeclampsia. This presentation aims to provide the ISUOG guidance for healthcare practitioners performing, or planning to perform, pregnancy scans at 11 to 14 weeks.



Friday, February 10 | 12:00 pm – 1:00 pm

EXPANDING PRENATAL MONITORING FOR THOSE THAT NEED IT MOST

Location: Room 2003, Moscone West, Level 2

Presenter: Nadav Schwartz, MD

Telemedicine and digital innovation have supported an evolution in prenatal care through home monitoring of blood pressure, weight, and glucose, thereby reducing the number of in-office visits for low-risk pregnancies, patients with hypertensive disorders, or gestational diabetes. However, the highest risk patients that need serial fetal surveillance remain bound to frequent in-office non-stress tests (NSTs). Recent developments in remote fetal monitoring technology are finally making at-home pregnancy surveillance possible, opening the door to improved access, compliance, workflow, and satisfaction for patients and providers. Join Dr. Schwartz as we explore the opportunities and challenges for expanding remote prenatal care to the most vulnerable pregnant patients.



PRETERM BIRTH, NEURODEVELOPMENT, AND NUTRIENT STATUS: THE ROLES OF DHA & CHOLINE

Location: Room 2001, Moscone West, Level 2

Presenters: Richard Canfield, PhD; Susan Carlson, PhD; Kevin C. Klatt, PhD, RD

This session will explore recent research about the role of DHA in supporting a healthy, full-term pregnancy, choline's role in supporting neurodevelopment, and the interaction of these nutrients to support the growth and development of the child. You will hear from leading academic researchers about the impacts of these nutrients and feel empowered to deliver sound advice in your practice to best support the health of both mom and baby.



FEBRUARY 6

7:00 am – 8:00 am Level 3 Lobby

Continental Breakfast

7:00 am – 5:00 pm Room 2000

Speaker Ready Room

7:00 am – 5:00 pm Room 3000

Lactation Lounge

Sponsored in part by



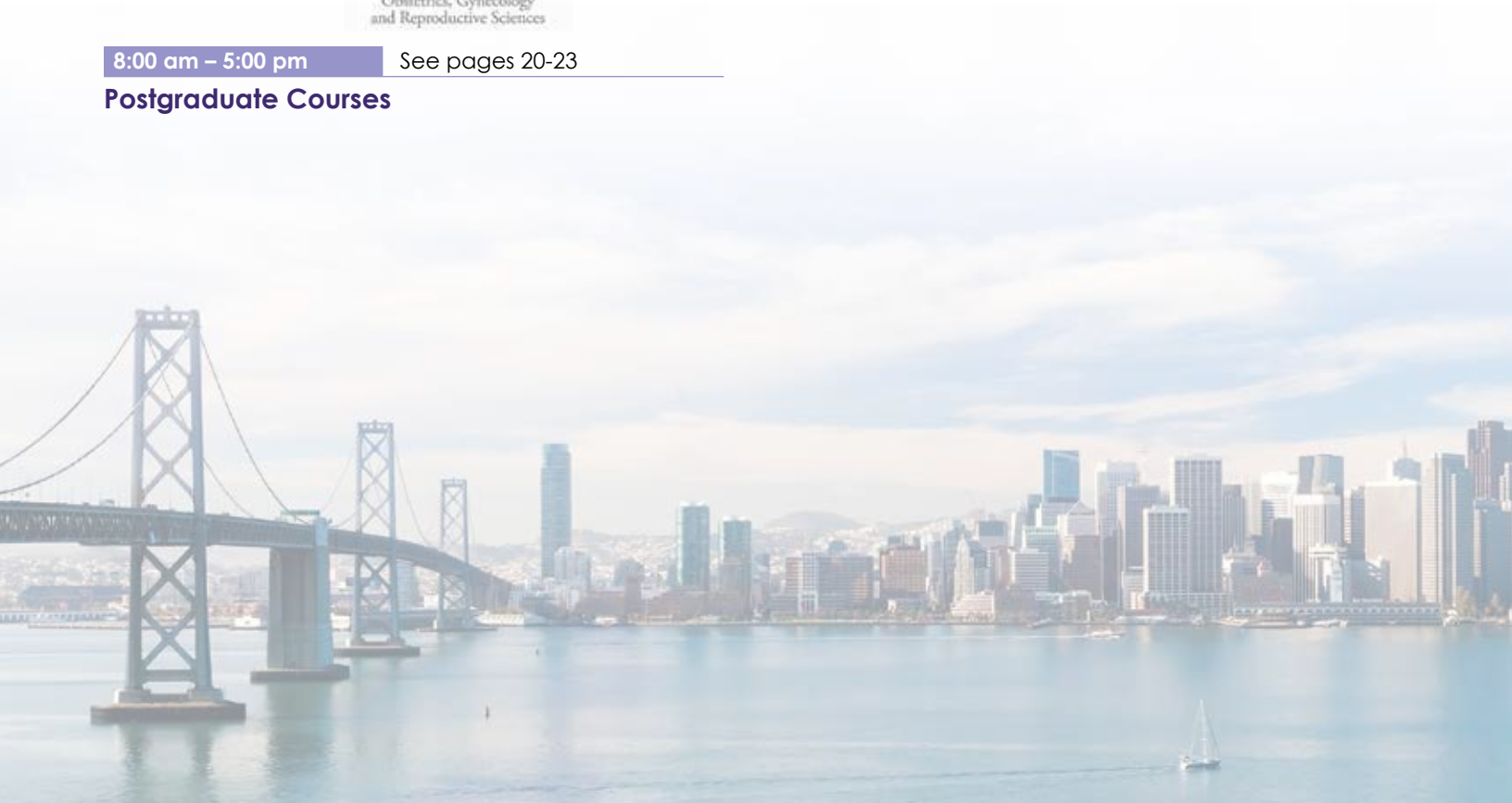
8:00 am – 5:00 pm See pages 20-23

Postgraduate Courses

12:00 pm – 1:00 pm Room 2001

Industry-Sponsored Learning: Practical Tips to Making the Transition from Finger Sticks to Continuous Glucose Monitoring in All of Your Pregnant Patients

Sponsored by



POSTGRADUATE COURSES

Some postgraduate courses run concurrently. Please refer to the Annual Meeting app for the latest event information.

FINDING THE SWEET SPOT: UPDATES IN DIABETES DURING PREGNANCY PRESENTED JOINTLY WITH THE AMERICAN DIABETES ASSOCIATION | 8:00 AM –12:00 PM

Location: Room 2002, Moscone West Level 2 **CME/CE Hours:** 3.5

Course Director(s): Ashley N. Battarbee, MD, MSCR; Camille E. Powe, MD; Lynn M. Yee, MD, MPH

Learning Objectives	1. To understand optimal medical approaches to diabetes before and after pregnancy	
	2. To review evidence supporting various strategies for dietary management of hyperglycemia in pregnancy	
	3. To integrate advances in diabetes therapeutics and technology into maternal fetal medicine practice	
	4. To address disparities in diabetes care during pregnancy with the goal of achieving equitable pregnancy outcomes	
8:00 am	Welcome	Ashley N. Battarbee, MD, MSCR Camille E. Powe, MD Lynn M. Yee, MD, MPH
8:10 am	How Low Can You Go? Ketogenic Diets, Time Restricted Eating, and Carbohydrate Requirements in Pregnancy	Amy M. Valent, DO
8:35 am	Metformin in Pregnancy: Should it be used for individuals with type 2 diabetes?	Kim Boggess, MD
9:00 am	Understanding how social determinants of health impact diabetes care in pregnancy	Lynn M. Yee, MD, MPH
9:25 am	Continuous glucose monitoring: The future of diabetes optimization in pregnancy?	Ashley N. Battarbee, MD, MSCR
10:00 am	Break	
10:30 am	Insulin Pumps 201: Updates on Insulin Delivery Including Automated Systems	Camille E. Powe, MD
11:00 am	Before and After: Preconception and Postpartum Care for Type 1 and Type 2 Diabetes	Aoife M. Egan, MB, BCh, PhD
11:25 am	Equity in Care Delivery for Pregnant Patients with Diabetes	Chloe Zera, MD, MPH
11:50 am	Closing Remarks	Ashley N. Battarbee, MD, MSCR Camille E. Powe, MD Lynn M. Yee, MD, MPH

MED TALKS | 8:00 AM – 12:00 PM

Location: Room 2006, Moscone West Level 2 **CME/CE Hours:** 3.5

Course Director(s): Manisha Gandhi, MD; Nathan S. Fox, MD

Learning Objectives	1. To broaden knowledge of MFM topics that lack clear guidelines for management or have new evidence suggesting a need for change in guidelines	
	2. To identify alternatives to current management of high risk pregnancies	
	3. To recognize the complexities of care of some common obstetrical conundrums	
8:00 am	Introduction	Manisha Gandhi, MD Nathan S. Fox, MD
8:00 am	Screening For and Treating TAPS: Routine MCA Dopplers For All?	Andrew D. Hull, MD
8:15 am	Umbilical Vein Varix: What to Do?	Priya Rajan, MD
8:30 am	Cervical Length Screening After 24 Weeks – Should We Or Shouldn't We?	Stacy Strehlow, MD

8:45 am	Q&A	Andrew D. Hull, MD
9:00 am	Early Screening for GDM: Where Does This Fall In The Not Useful to Critically Important Scale?	Lorie M. Harper, MD, MSCI
9:15 am	NIPT Screening for Microdeletions and Single Gene Mutations: Should We Offer, Recommend, or Refuse?	Tamar Goldwaser
9:30 am	Grave's Disease with Elevated TSI/TRAb and Normal TFTs: How Should We Follow Them?	Jeffrey D. Sperling, MD, MS
9:45 am	Q&A	Lorie M. Harper, MD, MSCI Tamar Goldwaser Jeffrey D. Sperling, MD, MS
10:00 am	Break	
10:30 am	Is There Anyone You Test or Treat Thrombophilia Outside the General Guidelines?	Antonia Francis Oladipo, MD, MSCI
10:45 am	Was That a Spontaneous Preterm Birth?	Rupsa C. Boelig, MD
11:00 am	Delivery Timing: When 39 Weeks Seems Too Late	Nathan S. Fox, MD
11:15 am	Q&A	Antonia Francis Oladipo, MD, MSCI Rupsa C. Boelig, MD Nathan S. Fox, MD
11:25 am	Hyperemesis: What else can we do?	Shannon M. Clark, MD
11:40 am	Recurrent Pregnancy Loss with A Normal Workup: What's Next?	Stephanie T. Ros, MD, MSCI
11:55 am	Q&A	Shannon M. Clark, MD Stephanie T. Ros, MD, MSCI

EVOLUTION OF FETAL ANOMALIES FROM FIRST TO THIRD TRIMESTER SCAN |

8:00 AM – 5:00 PM

Location: Room 2005, Moscone West Level 2 **CME/CE Hours:** 7

Course Director(s): Alfred Abuhamad, MD; Alireza A. Shamshirsaz, MD

Learning Objectives	1. To outline normal fetal anatomy for every trimester of pregnancy	
	2. To discuss updated recommendations for diagnosis of different fetal anomalies per each trimester of pregnancy for each organ	
	3. To discuss multiple screening and genetic test for each trimester of pregnancy	
	4. To understand fetal intervention for each trimester and abnormal ultrasound findings	
	5. To highlight elements of a successful multidisciplinary genetic counseling for fetal anomalies in each trimester of pregnancy	
8:00 am	Cardiac System	Alfred Abuhamad, MD
8:40 am	Abnormal Placentation Such as Placenta Accreta Spectrum	Scott A. Shainker, MS, DO
9:20 am	CNS System	Ana Monteagudo, MD
10:00 am	Break	
10:30 am	Skeletal Anomalies	Deborah Krakow, MD
11:15 am	Fetal intervention such as TTTS, NTD...	Alireza A. Shamshirsaz, MD
12:00 pm	Lunch Break	
1:00 pm	Gastrointestinal System	Lawrence D. Platt, MD
1:40 pm	Pediatric Radiologist - Thorax Anomalies	Amy Mehollin-Ray, MD
2:20 pm	Urinary Tract System	Ahmed A. Nassr, MD, PhD
3:00 pm	Break	
3:30 pm	Screening and Diagnostic Genetic Test	Mary E. Norton, MD
4:20 pm	Genetic Counseling the Fetal Anomalies	Tabitha Poorvu, MS, CGC

OBSTETRIC ANESTHESIA & CRITICAL CARE MANAGEMENT OF THE HIGH RISK PARTURIENT | 8:00 AM – 5:00 PM

Location: Room 2009, Moscone West Level 2 **CME/CE Hours:** 7

Course Director(s): Vibha Mahendra, MD; Amir A. Shamshirsaz, MD; Luis D. Pacheco, MD

Learning Objectives	1. To summarize the principles of OB Anesthesia and Intensive Care on L&D	
	2. To identify how anesthetic choice influences the hemodynamics of L&D patients with systemic disease	
	3. To interpret and use point of care tools to inform decision making	
	4. To recognize the indications, utility, and alternatives to invasive monitoring	
	5. To explain how to recognize, diagnose and manage complex diseases in critically ill patients	
8:00 am	Obstetric Anesthesia & Critical Care Management of the High Risk Parturient	Vibha Mahendra, MD
8:00 am	Welcome	Vibha Mahendra, MD
8:10 am	Overview of vital signs pre and post-delivery in the context of neuraxial. What to expect and when to be alarmed	Vibha Mahendra, MD
8:25 am	Acid/base Norms - Interpreting a Blood Gas for Clinical Use	Luis D. Pacheco, MD
8:40 am	Fluid Management Intrapartum	Ruthi Landau, MD
8:55 am	Intrapartum Monitoring & Interpretation	Ruthi Landau, MD
9:10 am	Thinking of fluids as medication/interventions	Amir A. Shamshirsaz, MD
9:25 am	Biomarkers and Imaging in Pregnancy	Michaela K. Farber, MD, MS
9:40 am	Case	Ruthi Landau, MD
10:00 am	Break	
10:30 am	Pulmonary Hypertension: Physiology and Anesthetic Management	Vibha Mahendra, MD
10:45 am	Arrhythmias: When to worry and what to do?	Luis D. Pacheco, MD
11:00 am	Hemodynamic & Anesthetic Management of Valvular Disease	Vibha Mahendra, MD
11:15 am	Peripartum Management of Heart Failure	Amir A. Shamshirsaz, MD
11:30 am	Cardiac Cases With POCUS- Maternal Cardiac Arrest? Post-resuscitation - Now What?	Amir A. Shamshirsaz, MD
11:45 am	Intrapartum and Postpartum Hypoxemia: When to Escalate and Image?	Luis D. Pacheco, MD
12:00 pm	Lunch Break	
1:00 pm	High Flow Oxygen vs BiPAP	Luis D. Pacheco, MD
1:20 pm	Ventilation & Oxygenation: Practical Considerations	Grace Lim, MD, MS
1:45 pm	ARDS & Ventilator Optimization for Pregnancy	Luis D. Pacheco, MD
2:00 pm	Pulmonary Cases	Amir A. Shamshirsaz, MD
2:15 pm	TEG/ROTEM Guided Resuscitation	Grace Lim, MD, MS
2:30 pm	OB MTP & Fibrinogen	Michaela K. Farber, MD, MS
2:45 pm	Case	Grace Lim, MD, MS
3:00 pm	Break	
3:30 pm	Anesthesia & Preeclampsia	Michaela K. Farber, MD, MS
3:45 pm	Preeclampsia & Neurologic Signs: When to Worry	Vibha Mahendra, MD
4:15 pm	2022 Update	Grace Lim, MD, MS Michaela K. Farber, MD, MS
4:45 pm	Closing Remarks with Q&A	Vibha Mahendra, MD

EVIDENCE-BASED MANAGEMENT OF TWIN PREGNANCIES | 1:00 PM – 5:00 PM

Location: Room 2006, Moscone West Level 2 **CME/CE Hours:** 3.5

Course Director(s): Amir Aviram, MD; Jon F. Barrett, MD, PhD; Nir Melamed, MD

Learning Objectives	1. To understand the contribution of twin gestations to maternal and neonatal morbidity and mortality	
	2. To discuss unique aspects of antenatal care in twin pregnancies	
	3. To recognize the most common twin pregnancies' complications encountered in pregnancy	
	4. To learn how to perform risk assessment for potential complication in twin pregnancies	
	5. To learn how to differentiate between different monochorionic complications	
1:00 pm	Introduction and Overview of the Course	Amir Aviram, MD
1:05 pm	Early Pregnancy and Genetic Screening	Maeve Hopkins, MD
1:25 pm	Fetal Growth Restriction in Twins	Nir Melamed, MD
1:45 pm	MCDA Twins: Complication of The Shared Placenta	Liesbeth Lewi, MD, PhD
2:05 pm	Debate: Should we offer reduction from twins to singleton?	Mark I. Evans, MD Liron Borenstein, MD
2:40 pm	Hypertensive Disorders in Twins	Amir Aviram, MD
3:00 pm	Break	
3:30 pm	Preterm Birth – Screening and Prevention	Amanda Roman, MD
3:50 pm	Gestational Diabetes in Twins	Rodney McLaren, MD
4:10 pm	Timing and Mode of Delivery	Jon F. Barrett, MD, PhD
4:30 pm	Discussion, Q&A and Closing Remarks	Amir Aviram, MD

PANDEMICS, EPIDEMICS, AND INFECTIOUS DISEASES: DIAGNOSIS AND MANAGEMENT IN PREGNANCY | 1:00 PM – 5:00 PM

Location: Room 2002, Moscone West Level 2 **CME/CE Hours:** 3.5

Course Director(s): Men-Jean Lee, MD; Helene Bernstein

Learning Objectives	1. To identify the most common infectious diseases affecting pregnant people and impacting public health	
	2. To discuss how an MFM specialist can promote social justice, with the goals of decreasing transmission, promoting vaccination, and mitigating disinformation related to infectious diseases in pregnant people	
	3. To describe available drug therapies for confirmed COVID19 and discuss how health departments are handling emerging communicable disease epidemics in marginalized communities with a focus on pregnant people	
1:00 pm	Introduction: Promoting Social Justice in HIV Care	Helene Bernstein
1:30 pm	Management of Hepatitis B and C in Pregnancy	Kim Leslie, MD
2:00 pm	Influenza, Measles, Pertussis and other Immunizable agents	Renata Sawyer, MD
2:30 pm	Syphilis, Tuberculosis, and Other Re-Emerging Infectious Diseases Affected by Poverty and Public Health	Men-Jean Lee, MD
3:00 pm	Break	
3:30 pm	COVID	Jeanne S. Sheffield, MD
4:00 pm	Emerging and Future Pandemics: Challenges Providing Care to Marginalized Populations	Helene Bernstein Men-Jean Lee, MD
4:30 pm	Panel Discussion with Q&A	Helene Bernstein



The Society for Maternal-Fetal Medicine is the national voice for clinicians and researchers with expertise in high-risk pregnancy. SMFM welcomes all disciplines committed to working toward optimal and equitable perinatal outcomes for all people who desire or experience pregnancy.

JOIN TODAY TO ACCESS



Print and online access to the American Journal of Obstetrics and Gynecology.



SMFM's exclusive Online Communities, where members share advice, discuss clinical challenges and connect with other pregnancy experts worldwide.



Free online lectures, webinars, and other educational opportunities.



Online access to career opportunity listings.



Reduced registration fees for The Pregnancy Meeting™ and other in-person educational opportunities.



The opportunity for your voice to be heard in Washington, DC, through SMFM's advocacy and outreach efforts.



Resources, including SMFM's publications, online lecture series, coding tips, and archives.

LEARN MORE AND JOIN
SMFM.ORG/JOIN



Society for
Maternal•Fetal
Medicine

FEBRUARY 7

7:00 am – 8:00 am Level 3 Lobby

Continental Breakfast

7:00 am – 5:00 pm Room 2000

Speaker Ready Room

7:00 am – 5:00 pm Room 3000

Lactation Lounge

Sponsored in part by



8:00 am – 5:00 pm Room 2009

President's Workshop Day 1

8:00 am – 5:00 pm See pages 26-32

Postgraduate Courses

12:00 pm – 1:00 pm Room 2003

Industry-Sponsored Learning: Achieve the Unachievable: Tips & Techniques from Voluson Expert 22 Early Adopters

Sponsored by



12:00 pm – 1:00 pm Room 2001

Industry-Sponsored Learning: Fetal Pillow® - For Full Dilation Cesarean Section

Sponsored by



5:00 pm - 7:00 pm Foothill G, Marriott Marquis Level 2

State Liaison Networking Event: MFMs Leading State Initiatives and Advocacy to Optimize Pregnancy Outcomes

5:00 pm - 8:00 pm Soma, Marriott Marquis Level 2

SMFM Symposium: Playing the Long game: Keeping Research in MFM

Food and beverage sponsored by Cardiex



POSTGRADUATE COURSES

Some postgraduate courses run concurrently. Please refer to the Annual Meeting app for the latest event information.

THE COMPLETELY UNROUTINE: CLINICAL CHALLENGES IN MFM | 8:00 AM – 3:00 PM

Location: Room 2016, Moscone West Level 2 **CME/CE Hours:** 5.5

Course Director(s): Christina S. Han, MD; Lorelei L. Thornburg, MD

TUESDAY

Learning Objectives	1. To understand the approach to a patient with rare maternal and fetal diseases with limited data during pregnancy; Understand the intersection of embryologic structures resulting in patterns of anomalies	
	2. To review images and findings for complex anomaly syndromes, including imaging pearls; Describe the approach to complex fetal anomaly evaluation and management	
	3. To develop care plans for rare disease management in pregnancy by a multidisciplinary care team, and apply newly acquired knowledge to curated case presentations	
	4. To discuss available resources for rare diseases, nomograms, registries, and medication safety resources	
8:00 am	Course and Faculty Introduction	Christina S. Han, MD Lorelei L. Thornburg, MD
8:10 am	Maternal Cancers	Rashmi Rao, MD
8:35 am	Gastrointestinal Disorders	Andrea L. Greiner, MD, MHA
9:00 am	Hypothalamic & Pituitary Disorders	Lorelei L. Thornburg, MD
9:25 am	Fellow Case 1: NIPT to the Rescue	Eniola R. Ibirogba, MBBS
9:40 am	Q & A	Andrea L. Greiner, MD, MHA Lorelei L. Thornburg, MD Rashmi Rao, MD
10:00 am	Break	
10:30 am	LGBTQ+ Care (Focus on Transgender)	Justin S. Brandt, MD
10:55 am	Fetal Face	Angie C. Jelin, MD
11:20 am	Fellow Case 2: A Tale of Two	CeCe Cheng, MD
11:35 am	Fellow Case 3: A Horse in Zebra's Clothing	Martina S. Burn, MD
11:50 am	Q & A	Justin S. Brandt, MD Angie C. Jelin, MD
12:00 pm	Lunch	
1:00 pm	Craniosynostoses	Deborah Krakow, MD
1:25 pm	Disorders of sexual differentiation	Anna G. Euser, MD, PhD
1:50 pm	Overgrowth syndromes	Christina S. Han, MD
2:15 pm	Fellow Case 4: Mo' Baby, Mo' Problems	Scott Infusino, MD
2:30 pm	Fellow Case 5: Case of the Drooping Left Arm	Jenny Y. Mei, MD
2:45 pm	Q & A	Anna G. Euser, MD, PhD Christina S. Han, MD Deborah Krakow, MD

UPDATES IN LABOR AND CHILDBIRTH MANAGEMENT | 8:00 AM – 3:00 PM

Location: Room 2018, Moscone West Level 2 **CME/CE Hours:** 5.5

Course Director(s): Nandini Raghuraman, MD, MSCI; Moeun Son, MD, MSCI

Learning Objectives	1. To understand the nuances of labor management in patients with high-risk pregnancies	
	2. To learn up-to-date evidence on intrapartum care that is relevant to maternal-fetal medicine	
	3. To describe strategies to optimize maternal and neonatal outcomes in Labor & Delivery	
	4. To review equitable approaches to patient-centered intrapartum care	
8:00 am	Introduction and Welcome	Nandini Raghuraman, MD, MSCI Moeun Son, MD, MSCI
8:05 am	Induction and augmentation methods in higher-risk patients: what the MFM needs to know	Moeun Son, MD, MSCI
8:30 am	Management of the cardiac patient in labor	Katherine E. Economy, MD, MPH
9:00 am	Labor management of patients with obesity	Antonina I. Frolova, MD, PhD
9:30 am	Cesarean Infection Prevention	Methodius G. Tuuli, MD, MPH, MBA
10:00 am	Break	
10:30 am	Nonreassuring fetal status: working towards a clear definition	Nandini Raghuraman, MD, MSCI
11:00 am	Contemporary OB Anesthesia options and considerations	Elizabeth Lange
11:30 am	Q & A	Antonina I. Frolova, MD, PhD Elizabeth Lange Katherine E. Economy, MD, MPH Moeun Son, MD, MSCI Nandini Raghuraman, MD, MSCI Methodius G. Tuuli, MD, MPH, MBA
12:00 pm	Lunch	
1:00 pm	Using implementation science to improve labor and delivery outcomes and birth satisfaction	Rebecca F. Hamm, MD, MSCE
1:30 pm	The birthing experience for marginalized populations: how can we provide more respectful care?	Courtney Townsel, MD, MSc
2:00 pm	Postnatal debriefing of mothers and clinicians following traumatic delivery	Katherine Campbell, MD, MPH
2:30 pm	Q & A	Courtney Townsel, MD, MSc Katherine Campbell, MD, MPH Rebecca F. Hamm, MD, MSCE

TUESDAY

FETAL THERAPY: CONTROVERSIES AND UPDATES | 8:00 AM – 5:00 PM

Location: Room 2006, Moscone West Level 2 **CME/CE Hours:** 7

Course Director(s): Ramen H. Chmait, MD; Kenneth Moise, Jr., MD; Ramesha Papanna, MD, MPH; Magda Sanz Cortes, MD, PhD

Learning Objectives	1. To learn about the origins and history in the field of fetal surgery
	2. To identify the main areas of controversy in our field
	3. To learn about the alternative therapeutic options in each area of controversy and the inherent risks and benefits of each one of them
	4. To understand the main advances and updates on stem cell therapy to treat in-utero fetal conditions and artificial placenta

8:00 am	Introduction	Kenneth Moise, Jr., MD Magda Sanz Cortes, MD, PhD Ramen H. Chmait, MD
8:10 am	Twin-Twin Transfusion Syndrome (TTTS): The Basics	Yves G. Ville, MD
8:20 am	Stage I TTTS: Expectant Management	Yves G. Ville, MD
8:35 am	Stage I TTTS: Laser Surgery	Ramen H. Chmait, MD
8:50 am	Debate 1 and Q+A	Yves G. Ville, MD Ramen H. Chmait, MD
9:10 am	Open Spina Bifida (OSB): The Basics	Julie S. Moldenhauer, MD
9:25 am	Open Repair of OSB	Julie S. Moldenhauer, MD
9:35 am	Laparotomy Assisted	Magda Sanz Cortes, MD, PhD
9:45 am	Percutaneous and Perc/Minilaparotomy	Ramen H. Chmait, MD
10:00 am	Break	
10:30 am	Debate 2 and Q+A	Julie S. Moldenhauer, MD Magda Sanz Cortes, MD, PhD Ramen H. Chmait, MD
10:45 am	Selective Fetal Growth Restriction (sFGR): The Basics	Liesbeth Lewi, MD, PhD
11:00 am	sFGR Type II: Expectant Management	Liesbeth Lewi, MD, PhD
11:15 am	sFGR Type II: Laser Surgery	Ahmed A. Nassr, MD, PhD
11:30 am	sFGR Type II: Umbilical Cord Occlusion	Jena L. Miller, MD
11:45 am	Debate 3 and Q+A	Ahmed A. Nassr, MD, PhD Jena L. Miller, MD
11:55 am	Closing Remarks and Q&A	Magda Sanz Cortes, MD, PhD Ramen H. Chmait, MD
12:00 pm	Lunch Break	
1:00 pm	The Anemic Fetus At 18 weeks - What do I do with this?	Kenneth Moise, Jr., MD
1:25 pm	What Do I Do With Discordant MCA's in Monochorionic Twins?	Jena L. Miller, MD
1:50 pm	How is a fetal therapy center defined?	Ahmet A. Baschat, MBChB, MD
2:15 pm	Fetoscopic tracheal occlusion for CDH: Where do we stand today?	Jan Deprest
2:40 pm	Q&A	Ahmet A. Baschat, MBChB, MD Jan Deprest Jena L. Miller, MD Kenneth Moise, Jr., MD
3:00 pm	Break	
3:30 pm	How do we train the next generation of fetal therapists?	Ramesha Papanna, MD, MPH
3:55 pm	Is fetal gene therapy on the horizon?	Tippi C. MacKenzie, MD
4:20 pm	My previous baby was thrombocytopenic – What is the diagnosis?	Kenneth Moise, Jr., MD
4:45 pm	Closing Remarks with Q&A	Kenneth Moise, Jr., MD Tippi C. MacKenzie, MD Ramesha Papanna, MD, MPH

PUTTING “S” IN FETAL IMAGING: SCREENING BASIC TO ADVANCED | 8:00 AM – 5:00 PM

Location: Room 2005, Moscone West Level 2 **CME/CE Hours:** 7

Course Director(s): Mary T. Donofrio, MD; Timothy P. Canavan, MD, MSc; Mishella Perez, BS, RDMS, RDCS; Nelangi Pinto, MD; Lorraine E. Toner, MD, MS

Learning Objectives	1. To identify the latest practice guidance from AIUM and SMFM pertaining to first and second trimester ultrasound examinations	
	2. To create a systematic approach to identifying specific fetal anomalies to create a foundation for general screening protocols	
	3. To describe technique(s) in acquiring advanced imaging to screen for common and less common abnormalities	
	4. To cite the latest guidance from AIUM and the Fetal Heart Society regarding prenatal ultrasound screening for congenital heart disease	
	5. To define technique(s) in acquiring images to screen for common and less common congenital heart defects	
8:00 am	Introduction and Goals	Timothy P. Canavan, MD, MSc Mishella Perez, BS, RDMS, RDCS Lorraine E. Toner, MD, MS
8:05 am	Common Adnexa Abnormalities in Pregnancy	Timothy P. Canavan, MD, MSc
8:30 am	Novel clues and diagnostic criteria for Placenta Accreta Spectrum	Lorraine E. Toner, MD, MS
8:55 am	Just Images: Anomalies in the 1st Trimester	Timothy P. Canavan, MD, MSc
9:20 am	Advanced Imaging in Obstetrics	Julia Solomon, MD
9:45 am	Discussion and Q&A	
10:00 am	Break	
10:30 am	Fetal Soft Markers in Obstetric Ultrasound	Joan M. Mastrobattista, MD
10:55 am	Fetal Neurosonography: Getting Started	Ana Monteagudo, MD
11:20 am	Commonly seen (and missed!) anomalies in the 2nd /3rd Trimester	Lorraine E. Toner, MD, MS
11:45 am	Discussion and Q&A	
12:00 pm	Lunch	
1:00 pm	FHS Introduction and Goals	Mary T. Donofrio, MD Mishella Perez, BS, RDMS, RDCS Nelangi Pinto, MD
1:05 pm	Fetal Heart Assessment in the First Trimester	Elena Sinkovskaya, MD, PhD
1:30 pm	The Fetal Cardiac Screening Exam	Lynn Simpson, MD
1:55 pm	Abnormalities of the 4-Chamber View	Shabnam Peyvandi, MD, MAS
2:15 pm	Abnormalities of the Outflows	Nelangi Pinto, MD
2:40 pm	CHD Image Challenge: Can you see what I see?	Anita Moon-Grady, MD
3:00 pm	Break	
3:30 pm	Three Vessel Views: Critical views for detection of CHD	Julia Solomon, MD
3:55 pm	Systemic and Pulmonary Venous Abnormalities	Theresa A. Tacy, MD
4:20 pm	Fetal Heart Rhythm: Too Fast and Too Slow	Jay Pruetz, MD
4:45 pm	Discussion and Q&A	

TUESDAY

CARDIO-OBSTETRICS | 8:00 AM – 5:00 PM

Location: Room 2002, Moscone West Level 2 **CME/CE Hours:** 7

Course Director(s): Afshan B. Hameed, MD; Diana S. Wolfe, MD, MPH

TUESDAY

Learning Objectives	1. To understand the contribution of cardiovascular disease (CVD) in maternal morbidity and mortality, and the health disparity associated with its Burden of Disease	
	2. To know the top 5 Cardiac Diagnoses in Pregnancy	
	3. To list the most frequent events in Cardio Obstetrics. The attendee should leave knowing the key diagnosis and management strategies in pregnancy	
	4. To differentiate and interpret Cardiac Diagnostic tests in pregnancy and in the peripartum period	
	5. To know how to triage the pregnant patient with cardiac symptoms	
8:00 am	Welcome & Introduction	Afshan B. Hameed, MD Diana S. Wolfe, MD, MPH
8:05 am	Top 5 Cardiac Diagnoses in Pregnancy	Kathryn Lindley, MD
8:10 am	5 Most Important Developments in the Field of Cardio-Obstetrics	Melinda B. Davis, MD
8:20 am	5-minute Presentations from Faculty on the 5 Top Cardiac Diagnoses	Joan E. Briller, MD Anna E. Bortnick, MD, PhD, MSc Doreen DeFaria Yeh, MD Kathryn Lindley, MD Uri Elkayam, MD
9:10 am	5-Pearls from the Experts and Discussion	Candice Silversides, MS, MD Doreen DeFaria Yeh, MD Melinda B. Davis, MD Amir A. Shamshirsaz, MD Jeannette Lin, MD
10:00 am	Break	
10:30 am	5-Most Useful Cardiac Diagnostic Tests in Pregnancy	Joan E. Briller, MD Uri Elkayam, MD Candice Silversides, MS, MD Anna E. Bortnick, MD, PhD, MSc Jeannette Lin, MD
11:20 am	10-min Case Presentation on POCUS as Diagnostic Tool with Audience Questions and Discussion	Amir A. Shamshirsaz, MD Afshan B. Hameed, MD Diana S. Wolfe, MD, MPH
12:00 pm	Lunch	
1:00 pm	Health Equity and its Association with CVD in Pregnancy	Allison S. Bryant, MD, MPH
1:30 pm	MFM Fellow Cases <ul style="list-style-type: none"> ● A Torn Heart: Life After SCAD – Yasmin Yaghoubian, MD ● Familial life threatening arrhythmia presenting in pregnancy – Charlie Rose, MD ● Anticoagulation for Mechanical Heart Valves in Pregnancy: Is There a Perfect Therapy? – Kerly Guerrero, MD ● Unrepaired Double Outlet Right Ventricle – Jennifer Grash, MD ● Myocardial Infarction in the absence of Obstructive Coronary Artery Disease (MINOCA) and Pregnancy – Taryn Dorn Heyman, MD ● Shock Through the Heart: Hypertrophic Cardiomyopathy with Implantable Cardioverter-Defibrillator in Pregnancy – Rachel Newman, MD ● Intrapartum Management of Brugada Syndrome on Labor and Delivery – Ariana Banuelos, MD 	Afshan B. Hameed, MD Melinda B. Davis, MD Doreen DeFaria Yeh, MD Kathryn Lindley, MD Anna E. Bortnick, MD, PhD, MSc
3:00 pm	Break	

3:30 pm	<p>MFM Fellow Cases</p> <ul style="list-style-type: none"> ● Peripartum cardiomyopathy in the setting of preeclampsia-induced pulmonary edema – Ashten Waks, MD ● Management of Pregnancy Complicated by Severe Mitral Valve Stenosis – Tiffany Yang, MD ● Will her Heart Go On? A Case of Unrepaired Tetralogy of Fallot – Laura Ha, MD ● Peripartum Cardiomyopathy and the Road to Heart Transplant – Sarah Weingarten, MD ● A Heart Stopping Case – Barbara Neuhoff ● Treatment of Severe Aortic Stenosis with Transcatheter Aortic Valve Implantation (TAVI) in the Second Trimester – Andre Robinson ● Cardio-Obstetrics: Wolff Parkinson White Syndrome – Benjamin Bush 	<p>Diana S. Wolfe, MD, MPH Uri Elkayam, MD Candice Silversides, MS, MD Joan E. Briller, MD Jeannette Lin, MD</p>
4:55 pm	Closing Remarks	<p>Afshan B. Hameed, MD Diana S. Wolfe, MD, MPH</p>

KEEPING THE “M” IN MFM: UPDATES ON OBSTETRIC HEMORRHAGE AND SEPSIS IN OBSTETRICAL CARE | 8:00 AM – 5:00 PM

Location: Room 2010, Moscone West Level 2 **CME/CE Hours:** 7

Course Director(s): Shad Deering, MD; Sarah Rae Easter, MD; Dena Goffman, MD; Elliott K. Main, MD

Learning Objectives	1. To understand content from updated Obstetric Hemorrhage and novel Sepsis in Obstetrical Care bundles and strategies to promote uptake and implementation	
	2. To describe practical management strategies for Obstetric Hemorrhage and Sepsis in Obstetrical Care	
	3. To describe opportunities for promoting equity and respectful care	
	4. To recognize evidence gaps and opportunities for Obstetric Hemorrhage and Obstetrical Sepsis	
	5. To understand key teamwork, simulation and debriefing principles used to optimize maternal Care	
8:00 am	Welcome and Introductions	<p>Shad Deering, MD Sarah Rae Easter, MD Dena Goffman, MD Elliott K. Main, MD</p>
8:05 am	National Focus on Obstetric Hemorrhage: Practical Take Aways to Drive Improvement	Dena Goffman, MD
8:30 am	CMQCC OB Hemorrhage Toolkit 3.0 Highlights: What MFMs Need to Know	Elliott K. Main, MD
8:55 am	Obstetric Hemorrhage Practical Management Updates and Educational Needs	Kara M. Rood, MD
9:40 am	Obstetric Hemorrhage Panel	<p>Dena Goffman, MD Elliott K. Main, MD Kara M. Rood, MD</p>
10:00 am	Break	
10:30 am	Sepsis in Obstetrical Care: Background, Overview and Bundle Highlights	Malavika Prabhu, MD
11:05 am	Sepsis in Obstetrical Care: Clinical Pearls	Sarah Rae Easter, MD
11:40 am	Sepsis in Obstetrical Care Panel	<p>Sarah Rae Easter, MD Malavika Prabhu, MD</p>
12:00 pm	Lunch	
1:00 pm	Promoting equity, respectful care and eliminating disparities in outcomes: Obstetric Hemorrhage and Sepsis	Christina Davidson, MD

1:25 pm	Evidence Gaps and Opportunities: Obstetric Hemorrhage and Sepsis	Hyagriv Simhan, MD
1:50 pm	Key Teamwork and Communication Principles	Dena Goffman, MD
2:10 pm	In-Situ Simulation to Support Bundle Implementation and Optimal Outcomes	Sarah Rae Easter, MD
2:30 pm	Facilitating Debriefing for In Situ OB Simulation and Clinical Care	Sarah E. Detlefs, MD, MS
3:00 pm	Break	
3:30 pm	Panel Discussion with Q&A	Christina Davidson, MD Sarah E. Detlefs, MD, MS Sarah Rae Easter, MD Dena Goffman, MD Hyagriv Simhan, MD
3:50 pm	Simulation and Debrief: Interactive Demonstration	Shad Deering, MD Sarah Rae Easter, MD Dena Goffman, MD Elliott K. Main, MD
4:55 pm	Wrap Up	Shad Deering, MD

NEEDLEWORKS: A HANDS-ON WORKSHOP FOR ULTRASOUND GUIDED NEEDLE PROCEDURES | 1:00 PM – 5:00 PM

Location: Room 2014, Moscone West Level 2 **CME/CE Hours:** 3.5

Course Director(s): Brian Brost, MD; Elisabeth Codsí, MD; Joshua F. Nitsche, MD, PhD; Jean-Ju Sheen, MD

Learning Objectives	1. To establish an ultrasound-guided invasive procedure simulation program at their institution	
	2. To list the options for simulating ultrasound-guided invasive procedures	
	3. To define the basics of ultrasound-guided invasive procedures	
	4. To perform ultrasound-guided invasive procedures	
1:00 pm	Introduction to Ultrasound Needle Guided Procedure Simulation	Joshua F. Nitsche, MD, PhD Elisabeth Codsí, MD Jean-Ju Sheen, MD Brian C. Brost, MD
1:05 pm	Needle Guidance Basics	Course Faculty
1:30 pm	Targeting Tasks	Course Faculty
2:15 pm	Hands-On Simulation (45 minutes each) Amniocentesis Chrionic Villus Sampling In-utero Stenting	Course Faculty
3:00 pm	Break	
3:30 pm	Hands-On Simulation (45 minutes each) Amniocentesis Chrionic Villus Sampling In-utero Stenting	Course Faculty
4:15 pm	Hands-On Simulation (45 minutes each) Amniocentesis Chrionic Villus Sampling In-utero Stenting	Course Faculty
4:50 pm	Wrap-up and Evaluations	Joshua F. Nitsche, MD, PhD Elisabeth Codsí, MD Jean-Ju Sheen, MD Brian C. Brost, MD

PRESIDENT'S WORKSHOP

PRESIDENT'S WORKSHOP ON DEVELOPING AN OPTIMAL MATERNAL-FETAL MEDICINE ULTRASOUND PRACTICE - DAY 1 | 8:00 AM – 5:00 PM

Location: Room 2009, Moscone West Level 3 **CME/CE Hours:** 0

Course Director(s): Joanne Stone, MD, MS; Alfred Abuhamad, MD; Bryann Bromley, MD; Helen Feltovich, MD, MS; Mary E. Norton, MD

8:00 am	Introduction, Goals, and Objectives	Joanne Stone, MD, MS
8:10 am	Overview of staffing and unit design models	Alfred Abuhamad, MD
8:30 am	Innovative ways to design your ultrasound unit	Helen Feltovich, MD, MS
8:50 am	Background Presentation 1: Q&A	Alfred Abuhamad, MD Helen Feltovich, MD, MS Joanne Stone, MD, MS
9:00 am	Standardization of terminology and consistency of reporting in ultrasound	Thomas Lee, MD, MBA
9:20 am	Characteristics of quality assurance programs for ultrasound	Bryann Bromley, MD
9:40 am	Background Presentation 2: Q&A	Bryann Bromley, MD Joanne Stone, MD, MS
9:50 am	Imaging education	Reem Sameer Abu-Rustum, MD
10:10 am	Training for ultrasound-guided procedures	Joanne Stone, MD, MS
10:30 am	The role of simulation in ultrasound education and training	Shad Deering, MD
10:50 am	Background Presentation 3: Q&A	Reem Sameer Abu-Rustum, MD Shad Deering, MD Joanne Stone, MD, MS
11:00 am	Break	
11:20 am	Integration of genetics into ultrasound practice	Mary E. Norton, MD
11:40 am	Access of multidisciplinary care and communication with referring providers	Lawrence D. Platt, MD
12:00 pm	Lunch	
1:00 pm	Collaboration in care for patients with anomalous ultrasound findings	Joshua Copel, MD
1:20 pm	Background Presentation 4: Q&A	Joshua Copel, MD Lawrence D. Platt, MD Joanne Stone, MD, MS
1:30 pm	Review of charge to groups, logistics and deliverables	Joanne Stone, MD, MS
2:00 pm	Breakout Group 1: Best practices for design and daily operation of obstetric ultrasound unit- Day 1 Discussion	Alfred Abuhamad, MD Lawrence D. Platt, MD Katherine Connolly, MD
2:00 pm	Breakout Group 2: Creating and maintaining quality standards for obstetric ultrasound - Day 1 Discussion	Bryann Bromley, MD Juliana Gevaerd Martins, MD Jean Lea Spitz, MPH, RDMS Martha Rac, MD
2:00 pm	Breakout Group 3: Needs and opportunities for education in obstetric ultrasound - Day 1 Discussion	Helen Feltovich, MD, MS Reem Sameer Abu-Rustum, MD Mishella Perez, BS, RDMS, RDCS
2:00 pm	Breakout Group 4: Current and emerging approaches to managing the pregnant person with obstetric ultrasound - Day1 Discussion	Joshua Copel, MD Anne H. Mardy, MD Mary E. Norton, MD

TUESDAY



Reproductive Health Project for Maternal-Fetal Medicine

ADVOCACY • RESEARCH • EDUCATION • CLINICAL PUBLICATIONS & GUIDELINES

Intended to reduce the rate of maternal morbidity and mortality among high-risk pregnant people in the United States, SMFM's **Reproductive Health Project** supports the clinical practice of MFM subspecialists by integrating family planning and reproductive health care services into education, research, and advocacy, and centering the right of people to make decisions about their reproductive health.

Join us for a series of special sessions during the meeting which can offer guidance, strategies and tools to assist practitioners grappling with the realities of a post-Roe world and inequitable patient access to abortion care.

Wednesday, February 8 | 9:00 AM – 12:00 PM
Moscone West Convention Center, Room 2005

Navigating a Post-Roe World

This half-day workshop is focused on providing MFM physicians with critical tools to address reproductive health care needs for patients in their home institutions and states and the skills and resources to manage the uncertainty and emotional challenges likely to result from this rapidly changing policy and practice environment.

Wednesday, February 8 | 1:30 PM – 2:30 PM
Moscone West Convention Center, Room 2007

Special Topic Forum: Responding to a Post-Roe World: Supporting MFM Practice and Patient Access

This Special Topic Form will assist MFMs in understanding and navigating the challenging landscape of inequitable access to abortion care and provide strategies for response to improve patient access to care and clinical training opportunities.

Visit ReproForMFM.org to learn more and get involved.



FEBRUARY 8

7:00 am – 8:00 am Level 3 Lobby

Continental Breakfast

7:00 am – 5:00 pm Room 2000

Speaker Ready Room

7:00 am – 6:00 pm Room 3000

Lactation Lounge

Sponsored in part by



8:00 am – 12:00 pm Room 2009

President's Workshop Day 2

8:00 am – 12:00 pm See pages 36-40

Postgraduate Courses

12:00 pm – 1:00 pm Room 2001

Industry-Sponsored Learning: Real world insights from the use of NIPT in management of twin pregnancies

Sponsored by



12:00 pm – 1:00 pm Room 2003

Industry-Sponsored Learning: Treating abnormal postpartum uterine bleeding and hemorrhage with the Jada® System: Case review and observed outcomes from clinical use

Sponsored by



12:00 pm – 5:00 pm 3014 Overlook

Consulting Services

12:00 pm – 8:00 pm Exhibit Hall Level 1

Exhibit Hall Open

12:30 pm - 1:30 pm Exhibit Hall Level 1

Get your pregnant patients with diabetes in-range more easily by using Dexcom G7 Continuous Glucose Monitoring (CGM) System

Sponsored by



12:30 pm – 2:00 pm See page 37

Career Fair Powered by Jobs Connected

1:30 pm – 2:30 pm Room 2007

Responding to a Post-Roe World: Supporting MFM Practice and Patient Access

3:00 pm – 5:30 pm See pages 42-48

Scientific Forums

5:30 pm – 7:00 pm Room 2014

DEI Reception

Sponsored in part by



6:00 pm – 8:00 pm Exhibit Hall Level 1

Opening Reception with Exhibitors

Sponsored in part by



POSTGRADUATE COURSES

Some postgraduate courses run concurrently. Please refer to the Annual Meeting app for the latest event information.

MFM, THE EMR, AND YOU: HOW TO USE COMPUTERS TO IMPROVE PATIENT CARE AND YOUR WORKFLOW? | 8:00 AM – 12:00 PM

Location: Room 2010, Moscone West Level 2 **CME/CE Hours:** 3.5

Course Director(s): Kelly S. Gibson, MD; David C. Lagrew, MD

Learning Objectives	1. To explore the intersection of Maternal Fetal Medicine and Clinical Informatics and to define frequently used terms and workflows
	2. To understand how to leverage tools in the Electronic Medical Record to drive quality improvement projects and abstract the data needed to improve patient safety
	3. To discuss practical tips and how to implement strategies for telehealth and patient-facing portals
	4. To demonstrate the tools available to improve documentation efficiency and data analytics by creating smart-tools during the course, designing queries in Slicer Dicer, and using reporting workbench and dashboards to visualize data in the EpicCare medical4

8:00 am	Welcome/Introduction of Clinical Informatics	Kelly S. Gibson, MD
8:10 am	Data and Analytics: Putting better data in to get better data out	Melissa S. Wong, MD, MHDS
8:30 am	Machine learning and AI	Melissa S. Wong, MD, MHDS
8:50 am	Quality and Safety: Remote Patient Monitoring for High-Risk Obstetric Patients	Hye J. Heo, MD
9:20 am	Maternal Fetal Medicine and Clinical Informatics: How does the CIC improve MFM care	Annessa Kernberg, MD
9:40 am	Q & A	
10:00 am	Break	
10:30 am	Avoiding note-bloat: leveraging note templates with clinical decision support and EpicAct Links- signal data	Hye J. Heo, MD
10:50 am	Beyond the smartphrase: smart tools that will save you time and clicks // How to work with your IT infrastructure to effect change	Sanaa Suharwardy, MD Christopher Robinson, MD, MSCR
11:10 am	Slicer Dicer: Using a simple tool to create queries and get data back quickly // Cerner Efficiency Tips	Kathaleen Barker, MD Sanaa Suharwardy, MD
11:30 am	Reporting workbench and dashboards: visualizing the data and getting it out for analysis // Health Analytics: A unified analytics platform	David C. Lagrew, MD Monica A. Lutgendorf, MD
11:50 am	Q & A	

WEDNESDAY

PLACENTA ACCRETA SPECTRUM (PAS) – MODERN MANAGEMENT STRATEGIES | 8:00 AM – 12:00 PM

Location: Room 2006, Moscone West Level 2 **CME/CE Hours:** 3.5

Course Director(s): Karin A. Fox, MD; Scott A. Shainker, MS, DO


Learning Objectives	1. To discuss updated recommendations for diagnosis management of the Placenta Accreta Spectrum (PAS) and associated conditions	
	2. To outline an approach to imaging and counseling the patient with concern for PAS with accompanying strategies for surgical planning	
	3. To practice surgical and communication techniques in anticipated and unanticipated PAS management scenarios	
	4. To explain elements of a successful multidisciplinary PAS program in terms of team training, multidisciplinary planning	
	5. To list team-based communication strategies while learning from PAS experts	
8:00 am	What is PAS; Who gets it; and Why?	Karin A. Fox, MD
8:30 am	Diagnosis of PAS across Trimesters: tricks and advances to improve success	Scott A. Shainker, MS, DO Vineet Shrivastava, MD
9:00 am	Timing, techniques, and team: the three T's critical to success in surgical management of PAS	Alireza A. Shamshirsaz, MD
9:30 am	Avoiding Immediate Cesarean Hysterectomy: balancing risks, results, and pressures	Loïc Sentilhes, MD, PhD
10:00 am	Break	
10:30 am	The emerging consequence of PAS: understanding the mental health need of PAS patients	Brett D. Einerson, MD, MPH
11:00 am	Expecting the unexpected - Interactive case presentation and debrief	Daniela A. Carusi, MD, MSCR Garrett Fitzgerald, MD Lisa C. Zuckerwise, MD
11:45 am	Panel Discussion with Q&A	Karin A. Fox, MD

WEDNESDAY

SMFM CAREER FAIR POWERED BY JOBS CONNECTED

The Career Fair will be held in the Exhibit Hall on the first level of the Moscone West Convention Center on Wednesday, February 8.

- All appointments will be held between 12:30 pm – 2:00 pm.
- A sign-up sheet will be available for job seekers in the career fair area located in the back of the exhibits
- SMFM staff will direct you to the appropriate employer booth for your appointment.
- Job seekers without appointments will have the opportunity to check employer availability for a meeting by visiting the QR code



<http://bit.ly/3WFQK4G>

	Table #
Advocate Children's Hospital	4
Allegheny Health Network	11
Baylor Scott and White Health	5
CompHealth	3
Covenant Health	1
CoxHealth	9
Driscoll Children's Hospital	6
Gundersen Health System	2
Hera Women's Health	12
Pediatrix Medical Group	8
Sutter Health South Valley	10
The Permanente Medical Group	7

COMMUNITY STAKEHOLDER ENGAGEMENT TO MITIGATE HEALTHCARE DISPARITIES | 8:00 AM – 12:00 PM

Location: Room 2018, Moscone West Level 2 **CME/CE Hours:** 3.5

Course Director(s): Rolanda Lister, MD; Sarahn M. Wheeler, MD

Learning Objectives	1. To discuss purpose and need for community engaged approach for projects and research	
	2. To identify frameworks for building trust in community engaged participatory research and project strategies	
	3. To discuss how to leverage media to have a broader reach to communities of interest	
	4. To community engaged research grant development, funding strategies, and dissemination	
8:00 am	Introduction	Sarahn M. Wheeler, MD
8:15 am	Purpose and need for community engaged approach for projects and research	Rolanda Lister, MD
8:45 am	How to identify and approach community stakeholders and gain trust	Gayathri Vadlamudi, MD
9:30 am	Community engaged research grant development, funding strategies and dissemination	Miriam Kuppermann, PhD, MPH
10:00 am	Break	
10:30 am	Introduction to group breakout sessions	
10:40 am	Describe the purpose and how to conduct a listening session, community focus groups between faculty and community stakeholders	Ebony B. Carter, MD, MPH
10:40 am	Prepare for a community engaged research studio and how to leverage it to inform study design and implementation	Sindhu K. Srinivas, MD, MSCE
11:45 am	Wrap up	

CONFRONTING OBESITY: OPPORTUNITIES FOR THE MATERNAL FETAL MEDICINE SPECIALIST | 8:00 AM – 12:00 PM

Location: Room 2016, Moscone West Level 2 **CME/CE Hours:** 3.5

Course Director(s): Myriam Mondestin-Sorrentino, MD

Learning Objectives	1. To define the impact of obesity and the opportunities for the MFM specialist in the fight against obesity	
	2. To recognize that obesity is a disease that is preventable and treatable	
	3. To recognize that the stigma associated with obesity and acquire effective tools to better counsel and care for patients with obesity	
8:00 am	Welcome and Introduction	Myriam Mondestin-Sorrentino, MD
8:10 am	Confronting Obesity: Opportunities for the Maternal Fetal Medicine specialist	Myriam Mondestin-Sorrentino, MD
8:40 am	Harnessing the New Opportunities for Effective Obesity Care	Lee M. Kaplan, MD, PhD
9:30 am	Weight Management in 2023	Marijane Hynes, MD
10:00 am	Break	
10:30 am	Nutritional Health – Time for MFM to Talk About It	Amy M. Valent, DO
11:00 am	Preconception Care: Opportunities for MFM's to Influence Birth Outcomes	Chloe Zera, MD, MPH
11:30 am	Panel Discussion: Research Gaps & Opportunities, Do's and Don'ts	Marijane Hynes, MD Lee M. Kaplan, MD, PhD Myriam Mondestin-Sorrentino, MD Amy M. Valent, DO Chloe Zera, MD, MPH
11:50 am	Closing Comments	Myriam Mondestin-Sorrentino, MD

WEDNESDAY

NEEDLEWORKS: A HANDS-ON WORKSHOP FOR ULTRASOUND GUIDED NEEDLE PROCEDURES | 8:00 AM – 12:00 PM

Location: Room 2014, Moscone West Level 2 **CME/CE Hours:** 3.5

Course Director(s): Brian Brost, MD; Elisabeth Codsi, MD; Joshua F. Nitsche, MD, PhD; Jean-Ju Sheen, MD

Learning Objectives	1. To establish an ultrasound-guided invasive procedure simulation program at their institution	
	2. To list the options for simulating ultrasound-guided invasive procedures	
	3. To define the basics of ultrasound-guided invasive procedures	
	4. To perform ultrasound-guided invasive procedures	
8:00 am	Introduction to Ultrasound Needle Guided Procedure Simulation	Joshua F. Nitsche, MD, PhD Elisabeth Codsi, MD Jean-Ju Sheen, MD Brian C. Brost, MD
8:05 am	Needle Guidance Basics	Course Faculty
8:30 am	Targeting Tasks	Course Faculty
9:15 am	Hands-On Simulation (45 minutes each) ● Amniocentesis ● Chorionic Villus Sampling ● In-utero Stenting	Course Faculty
10:00 pm	Break	
10:30 am	Hands-On Simulation (45 minutes each) ● Amniocentesis ● Chorionic Villus Sampling ● In-utero Stenting	Course Faculty
11:15 am	Hands-On Simulation (45 minutes each) ● Amniocentesis ● Chorionic Villus Sampling ● In-utero Stenting	Course Faculty
12:00 pm	Wrap-up and Evaluations	Joshua F. Nitsche, MD, PhD Elisabeth Codsi, MD Jean-Ju Sheen, MD Brian C. Brost, MD

WEDNESDAY

GET THE LATEST MEETING NEWS, SHARE SCIENCE, PHOTOS AND MORE!

Social media is a great tool to find out what is happening in different parts of the meeting, amplify the work of your MFM colleagues and connect with others in the field!



FOLLOW #SMFM23 ON TWITTER FOR ALL-THINGS PREGNANCY MEETING.

NAVIGATING A POST-ROE WORLD | 9:00 AM – 12:00 PM

Location: Room 2005, Moscone West Level 2 **CME/CE Hours:** 2.5

Course Director(s): Clark T. Johnson, MD, MPH; Justin R. Lappen, MD; Leilah Zahedi-Spung, MD

Learning Objectives	1. To identify barriers in providing indicated abortion care at your institution, state, and region, and explore strategies and techniques to overcome those barriers	
	2. To familiarize yourself with effective strategies to mitigate the effects of trauma resulting from witnessing and assisting patients experiencing inequitable access to necessary care	
	3. To develop skills to improve institutional advocacy and expand comprehensive reproductive health services within the practice of maternal fetal medicine	
	4. To understand how the June 2022 Supreme Court decision has influenced state, federal, and judicial policies around abortion and impacted the provision of comprehensive reproductive health services within the practice of maternal fetal medicine	
	5. To develop a network multi-disciplinary providers and experts to provide support for the protection and expansion of reproductive health services in MFM beyond this course and conference	
9:00 am	Introduction	Clark T. Johnson, MD, MPH Justin R. Lappen, MD Leilah Zahedi-Spung, MD
9:10 am	What the Supreme Court Decided and How It's Impacting Clinical Care	Skye Perryman, JD
9:30 am	Statewide and Regional Strategies: Networks and Partnerships for Access	David N. Hackney, MD Ashish Premkumar, MD
10:00 am	Break	
10:30 am	Q&A, Strategy Sharing, Networking	
10:45 am	Resilience & Advocacy: Caring for Self While Caring for Others	Clark T. Johnson, MD, MPH Justin R. Lappen, MD Leilah Zahedi-Spung, MD
11:30 am	Sharing Challenging Cases	

WEDNESDAY

PRESIDENT'S WORKSHOP

PRESIDENT'S WORKSHOP ON DEVELOPING AN OPTIMAL MATERNAL-FETAL MEDICINE ULTRASOUND PRACTICE - DAY 2 | 8:00 AM – 12:00 PM

Location: Room 2009, Moscone West Level 2 **CME/CE Hours:** 0

Course Director(s): Joanne Stone, MD, MS; Alfred Abuhamad, MD; Bryann Bromley, MD; Helen Feltovich, MD, MS; Mary E. Norton, MD

8:00 am	President's Workshop on Developing an Optimal Maternal-Fetal Medicine Ultrasound Practice - Day 2	Joanne Stone, MD, MS
8:30 am	Break-out Groups	
9:00 am	Breakout Group #1 Summary	Workshop Faculty
9:15 am	Breakout Group #1 Q&A and Discussion	Workshop Faculty
9:30 am	Breakout Group #2 Summary	Workshop Faculty
9:45 am	Breakout Group #2 Q&A and Discussion	Workshop Faculty
10:00 am	Break	
10:15 am	Breakout Group #3 Summary	Workshop Faculty
10:30 am	Breakout Group #3 Q&A and Discussion	Workshop Faculty
10:45 am	Breakout Group #4 Summary	Workshop Faculty
11:00 am	Breakout Group #4 Q&A and Discussion	Workshop Faculty
11:15 am	Further research needs and next steps	Workshop Faculty

SPECIAL SESSIONS

2023 COURSE FOR MFM PROGRAM DIRECTORS (INVITE-ONLY) | 12:00 PM – 3:00 PM

Location: Room 2020, Moscone West, Level 2

This course is for all MFM Program Directors (PDs) or designated representatives to discuss updates pertinent to the role of Fellowship Program Director. Based on a survey of PDs, this year's course will have an emphasis on health equity curriculum development. Join us for an update on SMFM initiatives related to Diversity, Equity, and Inclusion, a keynote address regarding national efforts at the ACGME, and presentations from fellow PDs who have established health equity curricula at their institutions. We will finish with smaller breakout groups to discuss what is happening at your institutions regarding incorporation of health equity curriculum. Preregistration is not required.

SPECIAL TOPIC FORUM: RESPONDING TO A POST-ROE WORLD: SUPPORTING MFM PRACTICE AND PATIENT ACCESS | 1:30 PM – 2:30 PM

Location: Room 2007, Moscone West, Level 2

By early 2023, maternal-fetal medicine subspecialists and their patients will be months into a "post-Roe" world, with the availability of essential, accessible abortion care widely varied and dependent on the laws of the state in which one practices and lives. Established approaches to clinical training and patient care, counseling, and referral are expected to be upended by severe restrictions in vast swaths of the country. This Special Session will assist MFMs in understanding and navigating this challenging landscape of inequitable access to abortion care and provide strategies for response to improve patient access to care and clinical training opportunities.

ENGAGEMENT EVENT: PHYSICIAN ADVOCATES IN ACTION | 2:00 PM – 3:00 PM

Location: Moscone West, Level 2 Lobby

Advocacy is an essential component of SMFM's strategy to optimize the health of high-risk pregnant people and their babies. We couldn't do the work without our members advocating every day for their patients in their offices, institutions, and at all levels of government. SMFM's Health Policy & Advocacy Committee invites you to stop by and to learn more about the Society's advocacy work and how you can get involved.

RESIDENT FORUM | 2:30 PM – 4:00 PM

Location: Room 2002, Moscone West, Level 2

This year the Resident Forum will feature two panel discussions. First, Foundation for SMFM Resident Scholars alums will share their tips about applying for a fellowship, preparing for fellowship interviews, and creating rank order lists. Then, MFM Fellowship Program Directors will share their insights and perspectives about the MFM Fellowship application and interview and matching process. Panelists will also answer your questions.

SCIENTIFIC FORUMS

COMPREHENSIVE REPRODUCTIVE HEALTH | 3:00 PM – 5:30 PM

Location: Room 3020, Moscone West, Level 3

Forum Leader(s): Ashish Premkumar, MD

Start Time	Presentation Title	Speaker
3:00 pm	Introduction	Ashish Premkumar, MD
3:15 pm	The transnational movement of pregnant people for abortion access	Elyse Singer, PhD
3:30 pm	The Impact of Geography on Abortion Stigma - Community Level Factors Impacting Individual-Level Abortion Stigma	Carly Dahl, MD
3:45 pm	Perspectives of MFM trainees and program directors on comprehensive reproductive health training	CeCe Cheng, MD
4:00 pm	The relationship between short interpregnancy intervals and severe maternal morbidity within Catholic hospitals	Annie Dude, MD, PhD
4:15 pm	Factors associated with an increased grief response following abortion for fetal or maternal indications	Isa Ryan, MD
4:30 pm	Factors associated with abortion intendedness and completion among people evaluated at a fetal therapy center	Yuqi Bian, BA Jessica T. Fry, MD
4:45 pm	UCAR: updates and safeguarding the abortion registry & Integrating Provider Training in Fellowship	Adam Crosland, MD, MPH
5:00 pm	Perspectives on comprehensive reproductive health provision in Texas	Lorie M. Harper, MD, MSCI
5:15 pm	Re-envisioning post-Roe: capacity-building across subspecialties?	Kathryn Fay, MD

CRITICAL CARE | 3:00 PM – 5:30 PM

Location: Room 3001, Moscone West, Level 3

Forum Leader(s): Torre Halscott, MD, MSCR

Start Time	Presentation Title	Speaker
3:00 pm	Critical Care Obstetrics and Collaborative Care	Torre Halscott, MD, MSCR
3:10 pm	Case presentations	
4:50 pm	Q&A	

DIABETES | 3:00 PM – 5:30 PM

Location: Room 2016, Moscone West, Level 2

Forum Leader(s): Kartik Kailas Venkatesh, MD, PhD

Start Time	Presentation Title	Speaker
3:00 pm	Introduction	Kartik Kailas Venkatesh, MD, PhD
3:10 pm	Epidemiology and disparities in GDM using population level data	Sadiya S. Khan, MD, MSc
3:35 pm	Optimizing pharmacological treatment for gestational diabetes	Anna Palatnik, MD
4:00 pm	Practical strategies to improve GDM care by addressing social determinants of health	Celeste Durnwald, MD
4:25 pm	Opportunities for CGM in GDM management drawing upon experience from pregestational diabetes	Elizabeth Buschur, MD
4:50 pm	Impact of GDM treatment on long-term maternal and child outcomes	Maisa Feghali, MD, MSCR
5:15 pm	Q&A with Panel	

WEDNESDAY

FETAL CARDIOLOGY | 3:00 PM – 5:30 PM

Location: Room 2018, Moscone West, Level 2

Forum Leader(s): Lynn Simpson, MD

Start Time	Presentation Title	Speaker
3:00 pm	Introductions	Lynn Simpson, MD
3:10 pm	Importance of assessing the pulmonary and systemic veins	Alfred Abuhamad, MD
3:50 pm	Evaluation of cardiac function: indications and approach	Elena Sinkovskaya, MD, PhD
4:30 pm	Delivery room planning for CHD: improving outcomes with fetal echocardiography	Mary T. Donofrio, MD
5:10 pm	Q&A	Lynn Simpson, MD Alfred Abuhamad, MD Elena Sinkovskaya, MD, PhD Mary T. Donofrio, MD

GENETICS | 3:00 PM – 5:30 PM

Location: Room 2003, Moscone West, Level 2

Forum Leader(s): Anne H. Mardy, MD; Kate Swanson, MD

Start Time	Presentation Title	Speaker
3:00 pm	Welcome and Introduction	Anne H. Mardy, MD
3:10 pm	Incidental maternal conditions on cell free DNA	Kathryn J. Gray, MD, PhD
3:45 pm	Cell free DNA and maternal malignancy	Britton Rink, MD
4:20 pm	Incidental maternal conditions on carrier screening	Melissa L. Russo, MD
4:50 pm	Break out groups	
5:10 pm	Group discussion and wrap up	Anne H. Mardy, MD Kate Swanson, MD

GLOBAL HEALTH | 3:00 PM – 5:30 PM

Location: Room 2005, Moscone West, Level 2

Forum Leader(s): Martha A. Tesfalul, MD; F.B. Will Williams, MD, MPH

Start Time	Presentation Title	Speaker
3:00 pm	Opening/Introduction of Speakers	Martha A. Tesfalul, MD
3:10 pm	Chagas in Pregnancy	Barbara K. Neuhoff, MD
3:30 pm	Rheumatic Heart Disease in Pregnancy	Andrea Beaton, MD
3:50 pm	Zika in Pregnancy	Jose Paulo Pereira, MD
4:10 pm	Monkeypox in Pregnancy	Romeo Galang, MD, MPH
4:30 pm	Break	
4:35 pm	Round Robin Discussion	Barbara K. Neuhoff, MD Andrea Beaton, MD Romeo Galang, MD, MPH Kelly Taylor, PhD, MS

WEDNESDAY

HEALTHCARE DISPARITIES AND HEALTH EQUITY | 3:00 PM – 5:30 PM

Location: Room 3022, Moscone West, Level 3

Forum Leader(s): Michelle Y. Owens, MD; Marvin Williams, DO

Start Time	Presentation Title	Speaker
3:00 pm	Welcome and Introductions	Michelle Y. Owens, MD
3:05 pm	Health Disparities / Health Equity Work: Getting Started and Continuing Your Work	Washington C. Hill, MD
3:30 pm	Using equity research to promote advocacy through social media	Jasmine D. Johnson, MD
3:55 pm	The Biology of Racism in Maternal and Child Health	Michal A. Elovitz, MD
4:20 pm	Using Quality Improvement and Patient Safety Principles to Improve Health Equity	Christina Davidson, MD
4:45 pm	Evidence-based Methods to Advance Reproductive Health Equity	Ebony B. Carter, MD, MPH
5:10 pm	Closing Remarks with Q&A	Marvin Williams, DO

HYPERTENSION | 3:00 PM – 5:30 PM

Location: Room 2007, Moscone West, Level 2

Forum Leader(s): Laurence E. Shields, MD

Start Time	Presentation Title	Speaker
3:00 pm	The CHAP trial: clinical implications and recommended practice changes	Kara K. Hoppe, DO, MS
3:30 pm	Too tight? Considerations for the use of the AHA guidelines for diagnosing hypertension during pregnancy	Catherine M. Albright, MD, MSCR
4:00 pm	Pregnancy and Heart Disease: The Importance of Collaboration within the Cardio-obstetrics model	Rachel M. Bond, MD
4:30 pm	The Cardio-obstetrics team at UCI and how we manage patients	Afshan B. Hameed, MD

IMPLEMENTATION SCIENCE IN OBSTETRICS | 3:00 PM – 5:30 PM

Location: Room 3004, Moscone West, Level 3

Forum Leader(s): Rebecca F. Hamm, MD, MSCE

Start Time	Presentation Title	Speaker
3:00 pm	Introduction: The Case for Implementation Science in Obstetrics	Sindhu K. Srinivas, MD, MSCE
3:15 pm	Emerging Methods in Implementation Science	Rebecca F. Hamm, MD, MSCE
3:45 pm	Practical Examples of Implementation Science in Obstetrics; Panel Q&A	Emily S. Miller, MD, MPH Lynn M. Yee, MD, MPH Chloe Zera, MD, MPH
4:30 pm	Panel Discussion with Q&A	

WEDNESDAY

INFECTIONS AND INFLAMMATION IN PREGNANCY | 3:00 PM – 5:30 PM

Location: Room 2010, Moscone West, Level 2

Forum Leader(s): Emily H. Adhikari, MD

Start Time	Presentation Title	Speaker
3:00 pm	Introduction	Emily H. Adhikari, MD
3:10 pm	Ending the HIV Epidemic while facing new threats in immunosuppressed pregnant patients: focus on monkeypox	Monica Gandhi, MPH
3:35 pm	Obstetric considerations in management of MPV in patients with HIV	Emily H. Adhikari, MD
3:45 pm	Q&A	
4:00 pm	Hepatitis B and C: Updates in the epidemiology and management of Hepatitis B and C in pregnancy	Jodie Dionne-Odom, MD, MSPH
4:35 pm	Q&A	
4:45 pm	Syphilis: old and still very new Challenging cases, penicillin allergies, and clinical conundrums	Irene A. Stafford, MD, MS
5:20 pm	Q&A	

LABOR AND DELIVERY | 3:00 PM – 5:30 PM

Location: Room 3014, Moscone West, Level 3

Forum Leader(s): Lisa D. Levine, MD, MSCE

Start Time	Presentation Title	Speaker
3:00 pm	Predicting cesarean risk after induction: incorporating a validated calculator into clinical care to reduce morbidity	Lisa D. Levine, MD, MSCE
3:30 pm	Techniques to improve morbidity during second stage cesarean delivery	Alexis C. Gimovsky, MD
4:00 pm	Go High or Go Low: What is the optimal oxytocin dosing regimen for labor?	Moeun Son, MD, MSCI
4:30 pm	Updates on management of Ob hemorrhage	Lisa Nathan, MD
5:00 pm	Addressing health disparities and improving health equity on labor and delivery	Sarah M. Wheeler, MD

MATERNAL-FETAL SURGERY | 3:00 PM – 5:30 PM

Location: Room 2009, Moscone West, Level 2

Forum Leader(s): Magda Sanz Cortes, MD, PhD; Jena L. Miller, MD

Start Time	Presentation Title	Speaker
3:00 pm	Introduction: Status report on TAPS	Jena L. Miller, MD
3:05 pm	TAPS screening in the US	Russell S. Miller, MD
3:20 pm	TAPS screening according to ISUOG	Asma Khalil, MD, MSc
3:35 pm	Q&A	
3:45 pm	How do we treat TAPS? - The fetal surgeon's perspective	Ramen H. Chmait, MD
4:05 pm	Neurodevelopmental outcomes after TAPS	Juliana S. Gebb, MD
4:25 pm	Q&A	
4:35 pm	Introduction: Innovations in maternal-fetal surgery	Magda Sanz Cortes, MD, PhD
4:40 pm	The Artificial Placenta	Alan W. Flake, MD
5:00 pm	Fetal surgery for gastroschisis. Perspective of this new indication from the MFM and Pediatric Surgeon	Sundeep Keswani, MD Michael A. Belfort, MD, PhD
5:20 pm	Q&A	

OBSTETRIC INNOVATION | 3:00 PM – 5:30 PM

Location: Room 3006, Moscone West, Level 3

Forum Leader(s): Ben Kogutt, MD

Start Time	Presentation Title	Speaker
3:00 pm	Introduction	Ben Kogutt, MD
3:15 pm	How can Industry improve the world of Obstetrics?	Catherine Y. Spong, MD Andrew J. Satin, MD
4:00 pm	How can Obstetricians assist Industry Innovate?	Anish Sebastian Noah Klein
4:45 pm	Clinical Testing of New Products: FDA, IRB, and RCTs	Nadav Schwartz, MD Ronald J. Wapner, MD

OBSTETRIC QUALITY AND SAFETY | 3:00 PM – 5:30 PM

Location: Room 2008, Moscone West, Level 2

Forum Leader(s): Dena Goffman, MD; Naima T. Joseph, MD, MPH

Start Time	Presentation Title	Speaker
3:00 pm	Introduction and brief remarks	Dena Goffman, MD
3:05 pm	Currently used quality measures: advantages and drawbacks	Christian M. Pettker, MD
3:25 pm	Future measures for perinatal health quality	Sindhu K. Srinivas, MD, MSCE
3:45 pm	Incorporating health equity into perinatal quality	Audra Meadows, MD, MPH
4:05 pm	Panel Discussion with Q&A	Dena Goffman, MD Christian M. Pettker, MD Sindhu K. Srinivas, MD, MSCE Audra Meadows, MD, MPH
4:15 pm	Break	
4:20 pm	Implementing quality measure at the state level: lessons learned from California NTSV rates	Elliott K. Main, MD
4:40 pm	Challenges of quality implementation and monitoring: lessons learned from a safety net institution in Georgia	Michael Lindsay, MD, MPH
5:00 pm	Innovations in quality: Continuous Feedback During the Second Stage	Sarah E. Little, MD, MPH
5:20 pm	Panel Discussion with Q&A	

PERINATAL EPIDEMIOLOGY | 3:00 PM – 5:30 PM

Location: Room 2006, Moscone West, Level 2

Forum Leader(s): Rachel A. Pilliod, MD; Marcela C. Smid, MA, MD, MS

Start Time	Presentation Title	Speaker
3:00 pm	Introduction	Rachel A. Pilliod, MD Marcela C. Smid, MA, MD, MS
3:10 pm	Place matters: Using geospatial data for obstetrical outcomes	Michelle P. Debbink, MD, PhD
3:40 pm	Infectious disease in the era of climate change - impact on perinatal outcomes	Sarah K. Dotters-Katz, MD
4:10 pm	Pesticides and Pregnancy: Longitudinal analytic techniques for nonpersistent chemicals	Blair Wylie, MD, MPH
4:40 pm	Group Discussion	

WEDNESDAY

PERINATAL MENTAL HEALTH | 3:00 PM – 5:30 PM

Location: Room 2024, Moscone West, Level 2

Forum Leader(s): Danielle M. Panelli, MD; Amanda Yeaton-Massey, MD

Start Time	Presentation Title	Speaker
3:00 pm	Forum Introduction	Amanda Yeaton-Massey, MD Danielle M. Panelli, MD
3:10 pm	Prenatal biological mechanisms underlying the intergenerational transmission of maternal stress	Claudia Buss, PhD
3:30 pm	Q&A with Dr. Buss	
3:40 pm	Traumatic childbirth and psychological sequelae	Pervez Sultan, MD
4:00 pm	Q&A with Dr. Sultan	
4:10 pm	Break	
4:20 pm	Addressing depression, anxiety, and stress in antepartum inpatients admitted to the hospital with high-risk pregnancy complications	Marika Toscano, MD
4:40 pm	Q&A with Dr. Toscano	
4:50 pm	Increasing Access to Postpartum Depression Prevention: Adapting the Mothers & Babies Program to a Novel Smartphone App	Adam K. Lewkowitz, MD, MPHS
5:10 pm	Q&A with Dr. Lewkowitz	
5:20 pm	Concluding Remarks	Amanda Yeaton-Massey, MD Danielle M. Panelli, MD

PLACENTA ACCRETA SPECTRUM | 3:00 PM – 5:30 PM

Location: Room 2004, Moscone West, Level 2

Forum Leader(s): Christina M. Duzyj Buniak, MD, MPH; Scott A. Shainker, MS, DO

Start Time	Presentation Title	Speaker
3:00 pm	Welcome and Introductions	Christina M. Duzyj Buniak, MD, MPH Scott A. Shainker, MS, DO
3:10 pm	Emerging risk factors for PAS	Scott A. Shainker, MS, DO
3:40 pm	Optimizing interdisciplinary care: The critical roles of an obstetric anesthesiologist	Christine M. Warrick, MD
4:10 pm	Applying the latest advances in hemorrhage management	Alexander J. Butwick, MD, MS
4:40 pm	Living with and beyond placenta accreta spectrum	Helena C. Bartels, MD
5:10 pm	Closing Remarks with Q&A	Christina M. Duzyj Buniak, MD, MPH Scott A. Shainker, MS, DO

PRETERM LABOR | 3:00 PM – 5:30 PM

Location: Room 3002, Moscone West, Level 3

Forum Leader(s): David B. Nelson, MD

Start Time	Presentation Title	Speaker
3:00 pm	Preterm birth in 2022	David B. Nelson, MD
3:15 pm	Evidence-based cerclage: the state of the science	Emily S. Miller, MD, MPH
3:45 pm	Multi-modality imaging for prediction of preterm birth	Helen Feltovich, MD, MS
4:15 pm	Progesterone for preterm birth prevention: where are we now?	Michael House, MD
4:45 pm	Nanomedicine approaches for preterm birth and prematurity-related morbidity	Irina Burd, MD, PhD
5:15 pm	Q&A	

SMFM THRIVE (BURNOUT AND WELLNESS) | 3:00 PM – 5:30 PM

Location: Room 3024, Moscone West, Level 3

Forum Leader(s): Jerasimos Ballas, MD, MPH

Start Time	Presentation Title	Speaker
3:00 pm	Introduction and Review of pre-forum data	Jerasimos Ballas, MD, MPH
3:15 pm	Detecting and addressing burnout at the individual and institutional levels	Dotun A. Ogunyemi, MD
3:45 pm	Setting Boundaries for success at work and at home	Christina S. Han, MD
4:15 pm	A well-rounded life: Meaningful pursuits outside of our clinical lives	Cara Heuser, MD
4:45 pm	A multimodal approach to Harmony at home, at work, and for yourself	Jerasimos Ballas, MD, MPH
5:15 pm	Panel Discussion with Q&A	

TOXICOLOGY AND SUBSTANCE USE DISORDERS IN PREGNANCY | 3:00 PM – 5:30 PM

Location: Room 2022, Moscone West, Level 2

Forum Leader(s): Cassandra Heiselman, DO, MPH; Stephanie L. Pierce, MD, MS

Start Time	Presentation Title	Speaker
3:00 pm	Opening/Introduction	Stephanie L. Pierce, MD, MS Cassandra Heiselman, DO, MPH
3:10 pm	Methamphetamine use disorder in pregnancy: What do we know, and which treatments and support can we offer?	Tricia E. Wright, MD, MS
3:50 pm	Fetal alcohol spectrum disorders (FASDs) prevention	Cresta Jones, MD
4:30 pm	Biological drug screening in pregnancy: Uses, limitations, and medical and ethical considerations	Mishka Terplan, MD
5:10 pm	Panel Discussion with Q&A	
5:25 pm	Closing	Stephanie L. Pierce, MD, MS Cassandra Heiselman, DO, MPH

ULTRASOUND | 3:00 PM – 5:30 PM

Location: Room 2001, Moscone West, Level 2

Forum Leader(s): Jose R. Duncan, MD

Start Time	Presentation Title	Speaker
3:00 pm	Introduction	Jose R. Duncan, MD
3:05 pm	Cerebro-Placental ratio in Obstetrics	Asma Khalil, MD, MSc
3:50 pm	Fetal Pulmonary artery Doppler applications in Obstetrics	Mauro Schenone, MD
4:30 pm	Ductus venosus use in Obstetrics	Ahmet A. Baschat, MBBCH, MD
5:15 pm	Questions	

WEDNESDAY



Save the date for our upcoming events!

Dan O’Keeffe Leadership Academy Session II	March 3-5, 2023	Denver, CO
Fetal Medicine	September 27, 2023	Chicago, IL
Maternal Medicine	September 28-29, 2023	Chicago, IL
Practice Management Conference	October 5-6, 2023	Minneapolis, MN
Coding Course	October 6-7, 2023	Minneapolis, MN
2023 - 2024 Dan O’Keeffe Leadership Academy Session I	October 13-15, 2023	Denver, CO
1st Year Fellows Retreat	October 21-23, 2023	Itasca, IL
2024 SMFM Annual Pregnancy Meeting™	February 10-15, 2024	National Harbor, MD

Visit www.smfm.org/events to learn more.

DEI RECEPTION & EMERGING LEADERS CELEBRATION

Join us on **Wednesday, February 8, from 5:30 PM – 7:00 PM** in Room 2014 of Moscone West Building for the annual Diversity Equity and Inclusion Reception! The reception will provide a welcoming atmosphere to connect, network, and honor the 2023 SMFM Mentorship in Diversity, Equity, and Inclusion Award recipient.

In addition, we will celebrate the graduates of our first-ever class of Emerging Leaders.

- **Olaide Ashimi Balogun**, Obstetrix Maternal-Fetal Medicine Specialist of Houston, Texas
- **Terri-Ann Bennett**, Memorial Healthcare System, Florida
- **Niraj Chavan**, Saint Louis University, Missouri
- **Betsy Encarnacion O’Donnell**, Kaiser Permanente East Bay, California
- **Omar Maurice Young**, UNC at Chapel Hill, North Carolina

The Emerging Leaders Program is a **pipeline program that fosters diversity, equity, and inclusion** within SMFM and the field of maternal-fetal medicine. **The program cultivates physicians who can advocate for and raise awareness of the unique needs of their patients.**



Visit smfm.org/equity to learn about our DEI initiatives and how you can get involved.

The SMFM Communications Committee is proud to showcase accounts that use social media to dispel pregnancy-related myths, advocate for policy change, and increase awareness of important MFM topics. Join them by engaging in social media and follow them while we are together for #SMFM23.



Yalda Afshar
[@yafshar](#)
[@yafshar](#)



Patrick Ramsey
[@pramsey2012](#)
[@ramseypatrick65](#)
[@patrick.ramsey.65](#)



Adam Lewkowicz
[@aklewkowicz](#)



CREOGs Over Coffee
[@creogsovercoff1](#)
[@creogsovercoffee](#)
[@creogsovercoffee](#)



Nick Burns
[@rnickburns_md](#)



Fei Cai
[@fei_cai_md](#)



Anushka Chelliah
[@anushkachelliah](#)
[@achelliahmd](#)
[@anushkam.chelliah](#)



Adam Crosland
[@adamscbabies](#)
[@adamscbabies](#)



Nandini Raghuraman
[@nanraghuraman](#)



Moti Guleren
[@gulerenmoti](#)



Marlena Fejzo
[@drfejzo](#)
[@hgmoms](#)
[@marlena.fejzo](#)



Marta Perez
[@drmartaperez](#)
[@dr.martaperez](#)



Omar Young
[@docohms](#)
[@docohmsmd](#)
[@omar.m.young](#)



Maura Jones
[@mochainmedicine](#)
[@mochainmedicine](#)
[@maurajones13](#)



Shannon Clark
[@babiesafter35](#)
[@babiesafter35](#)



Kris Rimbois
[@kris_rimbois](#)
[@kris.grayrimbois](#)



Lynlee Wolfe
[@lynleewolfe](#)
[@lynleedn](#)
[@lynlee.wolfe](#)



Rachael Overcash
[@rachaelovercash](#)
[@rovercash](#)
[@rachael.overcash.5](#)



Nicole Gentile
[@nikki.danielle.13](#)



Layan Alrahmani
[@alrahmani](#)
[@dralrahmani](#)
[@layan.alrahmani](#)



Sina Haeri
[@haerisina](#)



Amber Samuel
[@ambersamuelmd](#)
[@ambersamuelmd](#)
[@amber.p.samuel](#)



Cara Heuser
[@caraheuser](#)
[@Cara.Heuser](#)



Emily Holthaus
[@emilyholthausmd](#)
[@dremilyholthaus](#)



Celeste Green
[@doccgreen](#)
[@_doccgreen](#)



Afshan Hameed
[@afshanhammedmd](#)
[@afshan.hmd](#)
[@afshan.b.hameed](#)



Jackie Parchem
[@jackie_parchem](#)



Michael Matean Aziz
[@MichaelMAzizMD1](#)



Neil Patel
[@dr_neilpatel](#)



Brock Polnaszek
[@bpolnaszek](#)



Priya Rajan
[@tarheeldoc01](#)
[@tarheeldoc01](#)



Amir Shamshirsaz
[@amirshamshirsaz](#)
[@amir_shamshirsaz](#)



Shilpi Mehta-Lee
[@perivablemmd](#)
[@shilpi_MD](#)
[@shilpi_ml](#)



Tim Mitchell
[@mt_mfm](#)



Vibha Mahendra
[@SafePartum](#)
[@SafePartum](#)
[@SafePartum](#)



Jesse Munoz
[@jaymunozmd](#)
[@jaymunozmd](#)



Cecilia Bonaduce Leggett
[@cecillieleggett](#)

FEBRUARY 9

6:30 am – 8:00 am Level 3 Lobby

Continental Breakfast

7:00 am – 6:00 pm Room 2000

Speaker Ready Room

7:00 am – 6:00 pm Room 3000

Lactation Lounge

Sponsored in part by



7:00 am – 6:00 pm 3014 Overlook

Consulting Services

7:15 am – 8:00 am Room 3003 - 3018

Opening Addresses from Program Chair & President; Honorary, Lifetime Achievement, and President's Awards

8:00 am – 10:00 am See page 52

Oral Plenary Session I

10:00 am – 10:30 am Room 3003 - 3018

Late-breaking Research Presentations Session 1

10:30 am – 12:00 pm Exhibit Hall Level 1

Poster Session I

10:30 am – 6:00 pm Exhibit Hall Level 1

Exhibit Hall Open

11:30 - 1:00 pm

Special Interest Groups

12:00 pm – 1:00 pm See page 54

Luncheon Roundtables

12:00 pm – 1:00 pm See page 16

Industry-Sponsored Learning Luncheons

1:15 pm – 1:30 pm Room 3003 - 3018

Foundation for SMFM Chair Address

1:30 pm – 3:30 pm Room 3003 - 3018

Oral Plenary Session II (Fellows' Plenary)

3:30 pm – 4:00 pm Room 3003 - 3018

Late-breaking Research Presentations Session 2

4:00 pm – 5:30 pm Exhibit Hall Level 1

Poster Session II

5:30 pm – 6:30 pm Level 2 Lobby

Meet the Fellows and Residents Reception

(Invitation Only)

6:30 pm – 9:00 pm City View at Metreon

Foundation Celebration Event (Ticket Required)

9:00 pm – 10:00 pm Atrium, Marriot Marquis

All Fellows After Glow Reception (Fellows Only)

Sponsored in part by



ORAL PLENARY SESSION I

Location: Room 3003, Moscone West, Level 3

Time	Abstract Number	Abstract Title & Authors
8:00 am	1	Treatment for Mild Chronic Hypertension during Pregnancy: Is tighter better? Erin Bailey ; Kara K. Hoppe
8:15 am	2	A Cluster-Randomized Trial to Reduce Perinatal Morbidity among Women with a Prior Cesarean Delivery (PRISMA) Nils Chaillet ; Benoit Masse; William A. Grobman; Allison Shorten; Robert Gauthier; Patrick Rozenberg; Marylène Dugas; Jean-Charles Pasquier; Francois Audibert; Haim A. Abenhaim; Suzanne Demers; Bruno Piedboeuf; William Fraser; Robert Gagnon; Patricia Monnier; Guy-Paul Gagné; Diane Francoeur; Isabelle Girard; Louise Duperron; Marie-Josée Bédard; Mira Johri; Eric Dubé; Thierry Ducruet; Mario Girard; Emmanuel Bujold
8:30 am	3	Early pregnancy cannabis exposure and adverse pregnancy outcomes Torri D. Metz ; Amanda A. Allshouse; Gwendolyn A. McMillin; Tom Greene; Robert M. Silver University of Utah Health, Salt Lake City, UT; University of Utah, Salt Lake City, UT
8:45 am	4	Reducing neonatal morbidity by discontinuing oxytocin during the active phase: The STOPOXY Trial Aude Girault ; Loïc Sentilhes; Raoul Desbriere; Patrick Rozenberg; Diane Korb; Charline Bertholdt; Julie Carrara; Norbert Winer; Eric Verspyck; Eric Boudier; Tiphaine Barjat; Gilles Levy; Georges Emmanuel Roth; Gilles Kayem; Mona Massoud; Caroline Bohec; Paul Guerby; Elie Azria; Julie Blanc; Helene Heckenroth; Charles Garabedian; Camille Le Ray
9:00 am	5	The Association Between Childhood Adversity and Perinatal Suicidality Emily S. Miller ; Cynthia L. Battle; Katherine L. Wisner; Inger Burnett-Zeigler; Sheehan D. Fisher; Caron Zlotnick
9:15 am	6	Randomized Trial of Cervical Pessary for Short Cervix in Singleton Pregnancies Matthew Hoffman
9:30 am	7	Xenobiotic metabolites modify immune output of the cervicovaginal epithelium: potential mechanisms underlying barrier disruption Kristin D. Gerson ; Zachary Landau; Michal A. Elovitz
9:45 am	8	Compared perinatal outcomes of two prophylactic antibiotic regimens for PPROM: A randomized controlled trial Inshirah Sgayer; Yara Nakhlah; Dan Miron; Elizabetha Shprits; Vered Fleisher Sheffer; Hagai Rechnitzer; Lior Lowenstein; Maya Frank Wolf

THURSDAY

LATE-BREAKING RESEARCH PRESENTATIONS SESSION 1

Location: Room 3003, Moscone West, Level 3

Time	Abstract Number	Abstract Title & Authors
10:00 am	LB01	Intrapartum Oral Azithromycin to Prevent Maternal and Newborn Sepsis or Death: A Multinational RCT Alan T. Tita ; Waldemar Carlo; Elizabeth M. McClure
10:15 am	LB02	Neurodevelopmental outcomes after late preterm antenatal corticosteroids: the ALPS Follow-Up Study Cynthia Gyamfi-Bannerman

■ = Presenting Author

ORAL PLENARY SESSION II - FELLOWS' PLENARY

Location: Room 3003, Moscone West, Level 3

Time	Abstract Number	Abstract Title & Authors
1:30 pm	9	Opioid use after cesarean with and without scheduled ketorolac administration: a randomized control trial Jean C. Hostage ; Diana Kolettis; Deanna Sverdlov; Dan Drzymalski; Mohak Mhatre; Michael House
1:45 pm	10	Continuous vs. interrupted subcutaneous suturing following cesarean section: A randomized controlled trial Roy Lauterbach ; Naphtali Justman; Areen Hajaj; Dikla Ben Zvi; Yoav Siegler; Naama Farago; Nadier GHANIM; Dana Vitner; Zeev Weiner; Yuval Ginsberg
2:00 pm	11	A novel in vitro stem cell model to study maternal endothelial function in preeclampsia Yanming Wu ; Tianyanxin Sun; Pedro Medina; Purnima Iyer; David K. Stevenson; Joseph Wu; Nazish Sayed; Virginia D. Winn
2:15 pm	12	A randomized trial of an interactive childbirth education platform in a high-risk population Kelly Zafman ; Melissa Riegel; Lisa D. Levine; Rebecca F. Hamm
2:30 pm	13	Association between hypertensive disorders of pregnancy and new cardiovascular diseases within 24 months postpartum Christina M. Ackerman-Banks ; Heather S. Lipkind; Kristin Palmsten, ScD; Katherine Ahrens
2:45 pm	14	Utilizing Machine Learning and Electronic Medical Records to Predict Preeclampsia Carly I. Hirschberg ; Marek Sirendi; Christina Howe; Ipsita Chatterjee; Dean Hayden; Trung Nghia Ton; Zachary Tan; Matthew J. Blitz; Adriann Combs; Michael Nimaroff; Burton Rochelson
3:00 pm	15	Changes in induction of labor and cesarean delivery post ARRIVE trial: A quasi-experimental analysis Rachel Wood ; Taylor S. Freret; Mark A. Clapp; Sarah E. Little
3:15 pm	16	Creation of a synthetic amniotic fluid for use in fetal therapy Braxton Forde ; Marc Oria; Jose Peiro

LATE-BREAKING RESEARCH PRESENTATIONS SESSION 2

Location: Room 3003, Moscone West, Level 3

Time	Abstract Number	Abstract Title & Authors
3:30 pm	LB03	CERVICAL PESSARY versus VAGINAL PROGESTERONE in SINGLETONS with a SHORT CERVIX: a RANDOMIZED CONTROLLED TRIAL. Charlotte E. van Dijk ; Annabelle L. van Gils; Maud D. van Zijl; Bouchra Koullali; Martine C. van der Weide; Eline S. van den Akker; Brenda J. Hermesen; Wilhelmina M. van Baal; Henricus Visser; Joris van Drongelen; Karlijn C. Vollebregt; Moira Muller; Flip W. van der Made; Sanne J. Gordijn; Angelo Hooker; Quadruple P Research Group; Martijn A. Oudijk; Marjon A. de Boer; Ben Willem W. Mol; Brenda M. Kazemier; Eva Pajkrt
3:45 pm	LB04	Neonatal survival after serial amnioinfusions for fetal bilateral renal agenesis: Report from the RAFT trial Jena L. Miller ; Ahmet A. Baschat; Mara Rosner; Yair J. Blumenfeld; Julie S. Moldenhauer; Anthony Johnson; Mauro Schenone; Michael V. Zaretsky; Ramen H. Chmait; Juan Gonzalez Velez; Russell S. Miller; Anita Moon-Grady; Ellen M. Bendel-Stenzel; Amaris Keiser; Radhika Avadhani; Angie C. Jelin; Jonathan Davis; Daniel Warren; Daniel Hanley; Meredith Atkinson

THURSDAY

THURSDAY LUNCHEON ROUNDTABLES, 12:00 PM – 1:00 PM

Luncheon roundtables showcase timely presentations by authorities in the specialty. All roundtable events are in-person and will cover current controversies and concerns in maternal-fetal medicine. Registration is required for the limited-space session. Registration includes a box lunch and beverage.

APPROACHING PAIN MANAGEMENT FOR POSTPARTUM INDIVIDUALS WITH OPIOID USE DISORDER AND OTHER SUBSTANCE USE DISORDERS

Location: Room 2005, Moscone West, Level 2

Roundtable Leaders	Topic
Marcela C. Smid, MA, MD, MS Courtney Townsel, MD, MSc	This luncheon round table is designed to provide MFMs with practical tools for pain management strategies for postpartum individuals with opioid and other substance use disorders. We will review evidence-informed approaches to pain management including continuing medications for opioid use disorder, maximizing non-opioid pain management techniques including continuous postpartum epidural, low dose ketamine infusions, adjunctive medications, and the use of opioids. We will also discuss the challenging situation of pain control for laboring individuals.

CONTINUOUS GLUCOSE MONITORING FOR PREGNANT PATIENTS WITH DIABETES: PRACTICAL STRATEGIES AND CLINICAL PEARLS

Location: Room 2006, Moscone West, Level 2

Roundtable Leader	Topic
Celeste Durnwald, MD	See mobile app for full description

MATERNAL MORTALITY AND THE IMPACT OF CARDIO-OBSTETRICS

Location: Room 2007, Moscone West, Level 2

Roundtable Leaders	Topic
Karen L. Florio, DO, MPH Traci Johnson, BS, MD Melissa L. Russo, MD	During this roundtable, we will discuss the impact that cardiovascular disease is making on the rising maternal mortality rates, the work that is being done at the state and national levels (including implementation of patient safety bundles) to help reduce maternal deaths and discuss alternative opportunities for intervention.

THE WHYS AND HOW'S OF IMPLEMENTING LEVELS OF MATERNAL CARE

Location: Room 2008, Moscone West, Level 2

Roundtable Leader	Topic
Kathryn Menard, MD, MPH Sarah Kilpatrick, MD, PhD Christopher Zahn, MD Arlene Remick, MPH	This session will convene colleagues interested in enhancing collaboration among providers and facilities with varying levels of resources and personnel to advance systems for risk appropriate care. We will review current activities related to Levels of Maternal Care assessment and verification processes. Through a panel discussion with MFMs in Florida, Texas, Georgia, and Massachusetts, we will hear about their state-level experiences with LoMC implementation.

FOUNDATION CELEBRATION EVENT

Together, We Are M-F-M: Mentors, Friends, and Memories

Purchase an event ticket and join the Foundation for SMFM on Thursday, February 9, 2023, from 6:30-9:00 pm at City View at Metreon to celebrate the many accomplishments in our field, honor lifelong friendships, and toast to being together again for the first time since 2020. Our celebratory event has been made possible by the very generous support of the companies and individuals listed below:

MAIN BAR SPONSOR



FOUNDATION EVENT BENEFACTORS

Brian M. Mercer, MD
Case Western Reserve
University/MetroHealth Medical
Center

Bryann Bromley
Massachusetts General Hospital
Diagnostic Ultrasound Associates

Department of Obstetrics &
Gynecology at Columbia
University

Division of Maternal Fetal
Medicine at Columbia University

Dr. Anthony Sciscione and
Dr. Vanita Jain
Delaware Center for Maternal
and Fetal Medicine of
ChristianaCare

Dr. Joanne Stone

Dr. Michael Belfort, Texas
Children's Pavilion for Women
Icahn School of Medicine at
Mount Sinai (in honor of Joanne
Stone)

PreTRM® Test
Sera Prognostics Inc.

University of Pennsylvania
Maternal Fetal Medicine
Research Program

University of Rochester

University of South Florida
Department of Obstetrics &
Gynecology

FOUNDATION EVENT FRIENDS

Christopher Robinson, MD, MSCR
Charleston Maternal Fetal
Medicine

Jim Keller, MD, MHSA

FOUNDATION EVENT SUPPORTER

Cincinnati Children's Fetal
Care Center in Partnership with
Trihealth

FOUNDATION EVENT DONORS

Andrea G. Edlow

Blair Wylie, Columbia University

Dr. Fadi Bsat, University of
Massachusetts – Baystate

Lynn L. Simpson, MD, Columbia
University

Materna Medical

Michael A Krew, MD, MS

Sarah Kilpatrick, MD
Cedars-Sinai Medical Center

Todd Lovgren, MD, FACOG
Perinatal Associates, PC

Washington C. Hill, MD, FACOG
Maternal-Fetal Medicine
CenterPlace Health
Sarasota, Florida

*This ad reflects event
sponsorships that were secured
by December 31, 2022.*

The Foundation for SMFM would also like to thank the Event Committee:

Jim Keller, MD, MHSA (Committee Chair)
Advocate Aurora Health Care

Kjersti Aagaard, MD, PhD
Texas Children's and Baylor College of
Medicine

Rachael Overcash, MD, MPH
MedStar Washington Hospital Center

Brian Mercer, MD
The MetroHealth System

Joanne Stone, MD, MS
Icahn School of Medicine at Mount Sinai

Christopher Robinson, MD, MSCR
Charleston Maternal Fetal Medicine

Ticket sales will end at 6:00 pm on the day of the event. Please visit the onsite registration desk during registration hours to purchase a ticket. To purchase tickets online, scan the QR code with your smartphone.



SPECIAL INTEREST SESSIONS

ARMED FORCES MFM SPECIAL INTEREST GROUP

11:30 am – 1:00 pm

Location: Room 2020, Moscone West, Level 2

The Armed Forces MFM Network is pleased to host Dr. Iffath Hoskins, MD, who will present on “Reconsidering the role of race in Clinical Medicine.” The presentation will last approximately 45 minutes and is open to all. This is followed by our annual business meeting open to our members.

RURAL HEALTH SPECIAL INTEREST GROUP

11:30 am – 1:00 pm

Location: Room 2022, Moscone West, Level 2

Rural health is an underserved area that is difficult to recruit physicians to and has a unique model to provide access to care. This new special interest group will connect physicians practicing in rural areas in developing tools and workflows to maintain evidence-based practice in community settings.

Topics will include:

- Rural patient transport: optimizing cost, safety and access to care
- Access to care: telemedicine, outreach and beyond
- Optimizing the rural consult: tailoring recommendations for appropriate providers and levels of care
- Network building: case review, camaraderie and support

With you in uncertain times.

Abortion care through 34.0 weeks

The Partners Clinic team is proud to include both experienced physicians and advanced practice clinicians, because your patients deserve the very best.

Diane Horvath, MD, MPH, FACOG – co-owner
Morgan Nuzzo, MSN, CNM – co-owner
Stacey Leigh Rubin, MD, MPH, FACOG
Benedict Landgren Mills, MD
Katie McHugh, MD, FACOG, FACS

To schedule: 301-932-1222

7305 Baltimore Ave, Suite 107
College Park, MD 20740
info@partnersinabortioncare.com
www.partnersinabortioncare.com



PARTNERS
IN ABORTION CARE

FRIDAY

FEBRUARY 10

7:00 am – 8:00 am Level 3 Lobby

Continental Breakfast

7:00 am – 5:00 pm Room 2000

Speaker Ready Room

7:00 am – 5:00 pm Room 3000

Lactation Lounge

Sponsored in part by



7:00 am – 5:00 pm 3014 Overlook

Consulting Services

8:00 am – 10:00 am See pages 58-60

Oral Concurrent Sessions 1 - 3

10:00 am – 10:15 am See page 60

Late-breaking Research

Presentations Sessions 3 – 5

10:00 am – 5:00 pm Exhibit Hall Level 1

Exhibit Hall Open

10:00 am – 10:30 am Exhibit Hall Level 1

Networking Break with Exhibitors

10:30 am – 12:00 pm Exhibit Hall Level 1

Poster Session III

11:30 - 1:00 pm

Special Interest Groups

12:00 pm – 1:00 pm See page 64

Luncheon Roundtables

12:00 pm – 1:00 pm See page 16

Industry-Sponsored Learning Luncheons

1:15 pm – 3:30 pm See pages 61-63

Oral Concurrent Sessions 4 - 6

3:30 pm – 5:00 pm Exhibit Hall Level 1

Poster Session IV



FRIDAY

ORAL CONCURRENT SESSION 1 - HYPERTENSION

Location: Room 3009, Moscone West, Level 3

Time	Abstract Number	Abstract Title & Authors
8:00 am	17	Outcomes of Nifedipine Versus Labetalol for Oral Treatment of Chronic Hypertension in Pregnancy Ayodeji Sanusi ; Alan T. Tita
8:15 am	18	Blood Pressure Control in Patients with Chronic Hypertension and Diabetes: Should <130/80 be the target? Lorie M. Harper
8:30 am	19	Oral Combined Hydrochlorothiazide/Lisinopril Versus Nifedipine for Postpartum Hypertension: A Comparative-Effectiveness Pilot Randomized Controlled Trial Michal Fishel Bartal ; Sean C. Blackwell; Claudia Pedroza; Daramoye Lawal; Farah H. Amro; Joyce Samuel; Suneet P. Chauhan; Baha M. Sibai
8:45 am	20	Expanded Classification of Gestational Hypertension as a Marker for Adverse Outcomes Naiha Mussarat ; Joseph R. Biggio, Jr.; Mariella Gastanaduy; Ardem Elmayan; F.B. Will Williams
9:00 am	21	A Standardized Clinical Assessment and Management Plan (SCAMP) Reduces Readmissions in Postpartum Hypertension Jenny Y. Mei ; Kate Corry-Saavedra; Tina A. Nguyen; Aisling M. Murphy
9:15 am	22	Intrapartum trends of NT-proBNP and hs-TnT in patients with severe features of preeclampsia Joseph Fixler ; Gary Cunningham; John J. Byrne; David B. Nelson
9:30 am	23	Lipoxin concentration in high-risk participants taking Aspirin: a potential mechanism of action Katherine Vignes ; Pranaya Chilukuri; Aarthi Srinivasan; Cynthia Cockerham; Wendy Whitley; Hong Huang; Brandon Schanbacher; Leon Su; Arnold J. Stromberg; Zachary D. Stanley; Brittany McKinley; John A. Bauer; John O'Brien
9:45 am	24	AT1-AA Inhibition During Pregnancy Does Not Impact Offspring Outcomes in a Rat Model of Preeclampsia Dylan Solise ; Nathan Campbell; Usman Ashraf; Owen Herrocks; Sarah Fitzgerald; Evangeline Deer; TY Turner; Kathy Cockrell; Lorena Amaral; Barbara T. Alexander; Babbette LaMarca

ORAL CONCURRENT SESSION 2 - PREMATUREITY

Location: Room 3022, Moscone West, Level 3

Time	Abstract Number	Abstract Title & Authors
8:00 am	25	Progesterone and cerclage reduce Prematurity. The International Collaborative for Cerclage Longitudinal Evaluation and Research (IC-CLEAR) Jorge E. Tolosa ; Rupsa C. Boelig; Joseph Bell; Maria T. Martinez-Baladejo; Jill Stoltzfus; Yuri Cruz; Jennifer Tymon; Vincenzo Berghella; Julio Mateus; Joanne Quiñones; Santiago Galeano-Herrera; Leonardo Pereira; Richard Burwick; Luisa Lopez-Torres; Catalina Maria M. Valencia
8:15 am	26	First in human fully quantitative numeric assessment of cervical remodeling over pregnancy Molly J. Stout ; Methodius G. Tuuli; Adam K. Lewkowitz; Cassy Hardy; Emily Diveley, BSN; Julie Tumbarello; peinan Zhao

8:30 am	27	Childhood outcomes after induction of labour or expectant management for PPROM: PPROMEXIL 10 year follow-up Noor E. Simons ; Annemijn de Ruigh; Janneke van 't Hoofft; Corneliëke Aarnoudse-Moens; Madelon van Wely; David van der Ham; Stijn van Teeffelen; Tessa J. Roseboom; Ben W. Mol; Aleid G. Leemhuis; Eva Pajkrt
8:45 am	28	Novel fully quantitative cervical elastography predicts delivery in 7 days in patients with PTL symptoms Molly J. Stout ; Methodius G. Tuuli; Adam K. Lewkowitz; Cassy Hardy; Emily Diveley, BSN; Julie Tumbarello; peinan Zhao
9:00 am	29	Resident macrophages of the amnion: identification and characterization Eva Fandozzi ; Caroline Smith; Christina J. Megli
9:15 am	30	Bitter taste receptor TAS2R5 agonist phenanthroline as a broad-spectrum uterine relaxant Ellen H. Delpapa ; Tiffany Moore Simas; Ronghua ZhuGe; Mingzi Qu
9:30 am	31	Long-term neurodevelopmental outcome after antenatal corticosteroid in late-preterm twin neonates: nationwide study Jeesun Lee ; Young Mi Jung; Won Young Wi; Jihye Bae; Chan-Wook Park; Joong Shin Park; Jong Kwan Jun; Min Jeong Oh; Geum Joon Cho
9:45 am	32	Impact of antenatal late preterm steroids on neonatal respiratory outcomes in patients with pregestational diabetes Kavisha Khanuja ; Jenani S. Jayakumaran; Rodney McLaren, Jr.

ORAL CONCURRENT SESSION 3 - LABOR

Location: Room 3018, Moscone West, Level 3

Time	Abstract Number	Abstract Title & Authors
8:00 am	33	Efficacy of propranolol to reduce cesarean in prolonged labor: a double-blind multi-site placebo-controlled randomized trial Jennifer A. McCoy ; Lauren Walheim; Meaghan McCabe; Lisa D. Levine
8:15 am	34	Lower limb compression prevents hypotension after epidural in labor patients: a randomized controlled trial Laura M. Mroue ; Haseeb Khan; Mohamad Alkhatib; Lark Steafo; Noora Alkhalidi; George McKelvey; Megan Steinmetz; Justin Hruska; Jeffrey R. Johnson
8:30 am	35	"Bishop has left the building"-a randomized controlled trial to determine our modern induction needs Roy Lauterbach ; Naphtali Justman; Areen Hajaj; Dikla Ben Zvi; Yuval Ginsberg; Ron Beloosesky; Nizar khatib; Nadier Ghanim; Zeev Weiner; Dana Vitner
8:45 am	36	Video Instruction for Pushing in the Second Stage (VIPs): A randomized controlled trial Rebecca R. Rimsza ; Marta Perez; Jeannie C. Kelly; Ebony B. Carter; Antonina I. Frolova; Cassy Hardy; Anthony O. Odibo; Nandini Raghuraman
9:00 am	37	Trends in early term induction and delivery among low-risk nulliparas after the ARRIVE publication Laura Gilroy ; Huda B. Al-Kouatly; Howard Minkoff; Rodney McLaren, Jr.
9:15 am	38	Effect of Mobility During Induction of Labor on Time to Delivery: A Randomized Controlled Trial Noa Gonen ; Hadas Ganer Herman; Giulia Barda; Ilia Kleiner; Daniel Tairy; Maya Torem; Anat Shmueli; Eran Weiner

■ = Presenting Author

9:30 am	39	Effectiveness of Maternal Oxygen Supplementation for Intrauterine Fetal Resuscitation: A Hospital-Based Retrospective Study Sarah Chisholm ; Mariella Gastanaduy; Frank Williams
9:45 am	40	Effect of pannus elevation device on postoperative pain after cesarean delivery: a randomized controlled trial Lisa C. Zuckerwise ; Joseph Mulhall; Jennifer L. Thompson; Loveis Jackson; Edwina McNeil-Simaan; Sarah S. Osmundson

LATE-BREAKING RESEARCH PRESENTATIONS SESSION 3

Location: Room 3009, Moscone West, Level 3

Time	Abstract Number	Abstract Title & Authors
10:00 am	LB05	Real-world Utilization of an Intrauterine Vacuum-induced Hemorrhage-control Device Dena Goffman ; Kara M. Rood; Angela Bianco; Joseph R. Biggio, Jr.; Paul Dietz; Kelly Drake; Erica Heilman; Maeve Hopkins; Monique De Four Jones; Tyler Katz; Courtney Martin; Mona Prasad; Marcela C. Smid; Kathryn Wine; Robert Ryan; Candice Yong; Patricia I. Carney; Hyagriv Simhan

LATE-BREAKING RESEARCH PRESENTATIONS SESSION 4

Location: Room 3022, Moscone West, Level 3

Time	Abstract Number	Abstract Title & Authors
10:00 am	LB06	Type 2 diabetes in pregnancy: effect of metformin added to insulin on neonatal outcome Kim Boggess ; Alison Marquis; Jerrie Refuerzo; Noelia Zork; Ashley N. Battarbee; Kacey Eichelberger; Gladys A. Ramos; Gayle Olson; Celeste Durnwald; Mark B. Landon; Kjersti M. Aagaard; Kedra Wallace; Christina Scifres; Todd J. Rosen; Wadia Mulla; Amy M. Valent; Sherri Longo

LATE-BREAKING RESEARCH PRESENTATIONS SESSION 5

Location: Room 3018, Moscone West, Level 3

Time	Abstract Number	Abstract Title & Authors
10:00 am	LB07	Booster Course of Antenatal Corticosteroids after Preterm Prelabor Rupture of Membranes, Double-Blind Randomized Trial Richard P. Porreco ; Andrew Combs; Thomas J. Garite; Kimberly A. Maurel; Christopher Huls; Susan Baker; Kimberly B. Fortner; Sherri Longo; Michael P. Nageotte; David Lewis; Lan Tran

ORAL CONCURRENT SESSION 4 – HEALTH EQUITY AND POLICY

Location: Room 3009, Moscone West, Level 3

Time	Abstract Number	Abstract Title & Authors
1:15 pm	41	Providing free prenatal iron supplements to pregnant patients reduces maternal anemia and transfusion Lisa R. Thiele ; Elaine L. Duryea; Alexandra S. Ragsdale; Carrie Berge; Donald D. McIntire; David B. Nelson; Catherine Y. Spong
1:30 pm	42	Racial implicit biases among obstetric care providers and associated differential care The BiP Research Program Elie Azria ; Priscille Sauvegrain; Olivia Anselem; Marie-Pierre Bonnet; Catherine Deneux-Tharoux; Anne Rousseau; Juliette Richetin
1:45 pm	43	Prospective Survey of Discrimination in Pregnant Persons and Correlation with Unplanned Healthcare Utilization Rachel Greenberg ; Ronald Anguzu; Elisha Jaeke; Anna Palatnik
2:00 pm	44	Association of neighborhood socioeconomic disadvantage and postpartum readmission Jenna C. Meiman ; William A. Grobman; Lynn M. Yee; David M. Haas; Rebecca B. McNeil; Judith H. Chung; Brian M. Mercer; Hyagriv Simhan; Uma M. Reddy; Robert M. Silver; Samuel Parry; Ronald J. Wapner; George R. Saade; Courtney Denning-Johnson Lynch; Kartik Kailas Venkatesh
2:15 pm	45	Is racial segregation of hospital services associated with successful vaginal birth after cesarean? Max Jordan Nguemeni Tiako ; Adebayo Adesomo; Chong Zhang; Jaewhan Kim; Torri D. Metz; George L. Maxwell; Rolel Mbaidjol-Kabra; Guoyang Luo; Monica A. Lutgendorf; Michelle P. Debbink
2:30 pm	46	State Paid Family and Medical Leave and Postpartum Outcomes Madeline F. Perry ; Emma Trasatti; Lynn M. Yee; Joe M. Feinglass
2:45 pm	47	Trends in Severe Maternal Morbidity Following an Institutional Team Goal Strategy for Disparity Reduction Adina R. Kern-Goldberger ; Adi Hirshberg; Abike James; Lisa D. Levine; Elizabeth A. Howell; Elizabeth Harbuck; Michael Harhay; Sindhu K. Srinivas
3:00 pm	48	Neighborhood socioeconomic disadvantage and abnormal fetal growth Kartik Kailas Venkatesh ; Lynn M. Yee; Jasmine D. Johnson; Rebecca B. McNeil; Judith H. Chung; Brian M. Mercer; Hyagriv Simhan; Uma M. Reddy; Robert M. Silver; Samuel Parry; Ronald J. Wapner; George R. Saade; Courtney Denning-Johnson Lynch; William A. Grobman
3:15 pm	49	Fragmented Medicaid coverage and risk for adverse psychiatric outcomes through 9 months postpartum Teresa Logue ; Timothy Wen; Fiamma van Biema; Amanda Jones; Anna Frappaolo; Grace Pipes; Alexander M. Friedman

ORAL CONCURRENT SESSION 5 – FETAL GENETICS AND ULTRASOUND

Location: Room 3022, Moscone West, Level 3

Time	Abstract Number	Abstract Title & Authors
1:15 pm	50	Fetoscopic myelomeningocele(fMMC) repair with Human Umbilical Cord (fMMC-HUC) Compared with Open In-Utero MMC Repair(oMMC) Ramesha Papanna ; Stephen A. Fletcher; Lovepreet Mann; Jeannine Garnett; Eric P. Bergh; Mary Austin; Brandon Miller; Jerrie Refuerzo; Anthony Johnson; Ranu Jain; Kuojen Tsao

1:30 pm	51	Fetoscopic endoluminal tracheal occlusion (FETO) versus expectant care of severe left-diaphragmatic hernia in North America Eric P. Bergh ; Ahmet A. Baschat; Holly Hedrick; Foong Yen Lim; Kevin Magee; Greg Ryan; Magdalena Sanz Cortes; Mauro Schenone; Michael V. Zaretsky; Anthony Johnson
1:45 pm	52	Mode of delivery and motor function in infants with myelomeningocele without in-utero repair Anna Palatnik ; Amy Y. Pan; Stephen P. Emery; Stephanie Greene; Nallammai Muthiah; Deborah R. Berman; Terry Buchmiller; Juliana S. Gebb; Joseph Lillegard; Jena L. Miller; J. Michael M. Netwon; Patrick Schneider; Yair J. Blumenfeld; Amy Powne; Catherine Cibulskis; Kathryn Drennan; Ramesha Papanna
2:00 pm	53	Placental Signaling pathways disrupted in Fetal Growth Restriction Model are corrected with IGF-1 Nanoparticle Treatment Rebecca Wilson; Helen Jones; Baylea Davenport
2:15 pm	54	Distinct neuronal subtypes in fetal CSF characterized by single-cell transcriptomics Enrico R. Barrozo ; Angela P. H. Burgess; Alondra Carmona; Maryshe S. Zietsman; Maxim D. Seferovic; Alireza A. Shamshirsaz; Michael A. Belfort; Kjersti M. Aagaard
2:30 pm	55	First Trimester Anatomy Ultrasound for Obese Patients: a Randomized Controlled Trial Cara Buskmiller ; Miguel Bonilla Moreno; Rachel T. Nguyen; Baha M. Sibai; Edgar Hernandez
2:45 pm	56	Patient Perspectives on the Utility and Impact of Prenatal Exome Sequencing Kate Swanson ; Nuriye Sahin-Hodoglugil; Teresa N. Sparks; Sara Ackerman; Billie R. Lianoglou; Sarah L. Downum; Mary E. Norton
3:00 pm	57	High fetal fraction on cell-free fetal DNA screening: is it associated with adverse perinatal outcomes? Sina Haeri ; Mary E. Norton; Bo Jacobsson; Cora MacPherson; Melissa Egbert; Zachary Demko; Vivienne Souter; Pe'er Dar
3:15 pm	58	Postnatal phenotyping after negative prenatal exome sequencing for fetal anomalies Kate Swanson ; Ugur Hodoglugil; Teresa N. Sparks; Billie R. Lianoglou; Mary E. Norton

ORAL CONCURRENT SESSION 6 – MEDICAL COMPLICATIONS

Location: Room 3018, Moscone West, Level 3

Time	Abstract Number	Abstract Title & Authors
1:15 pm	59	Individual Prediction of Mother-to-Child Transmission in Pregnant Individuals who Screened Positive for Hepatitis C Antibodies. George R. Saade
1:30 pm	60	The Effect of Maternal Body Mass Index on Optimal Dosing of Aspirin for Preeclampsia Prevention Kara M. Rood ; Marwan Ma'ayeh; Mahmoud Abdelwahab; Melanie Paglione; Nicole Abbott; Kasey Hill; Janet Guo; Kyeongmin Kim; Douglas Kniss; Mitch A. Phelps; Maged M. Costantine
1:45 pm	61	In Mild Chronic Hypertension, Remotely Detected Masked Elevated Blood Pressure is Associated with Perinatal Death Naiha Mussarat ; Joseph R. Biggio, Jr.; Mariella Gastanaduy; Harsheen Chawla; Marissa Scott; Christian Martinez; Ardem Elmayan; F.B. Will Williams
2:00 pm	62	Neurodevelopmental Outcomes of Children whose Mothers Were Randomized to Low-Dose Aspirin in Early Pregnancy Matthew Hoffman ; Sangappa Dhaded; Lester Figueroa; Manolo Mazariegos; Nancy F. Krebs; Shiyam Sunder; Fatima Karim; Adrien Lokangaka; Melissa Buserman; Archana Patel; Patricia Hibberd; Prabir Das; Antoinette Tshetu; Elwyn Chomba; Musaku Mwencheanya; Waldemar Carlo; Marissa Trotta; Alexis Williams-Jones; Janet Moore; Tracy Nolen; Elizabeth McClure; Michelle Lobo; Andrea Cunha; Richard Derman

2:15 pm	63	Adverse pregnancy outcomes in a contemporary cohort of pregnant people with Hepatitis C infection Brenna L. Hughes
2:30 pm	64	Relationship between severity scoring indices and time-interval of ICU escalation in an obstetric transport population Emad Elsamadicy ; Jerry Yang; Vainavi Gambhir; Saad Pirzada; Anya Plotnikova; Manahel Zahid; Quincy Tran; Allison Lankford
2:45 pm	65	Comparison of postpartum anti-Xa levels following enoxaparin administration to prevent venous thromboembolism using two protocols Rozan Haj ; Manal Massalha; Harel Eitam; Rula Kassabri; Enav Yefet; Zohar Nachum
3:00 pm	66	Cost of developing and implementing an antepartum penicillin allergy referral program Martina S. Burn ; Xiao Xu; Jane Liao; Jason Kwah; Moeun Son
3:15 pm	67	Venous Thromboembolism in Pregnancy and Postpartum Among Women With Physical Disabilities Marina Vainder ; Yona Lunsky; Susan M. Haverkamp; Susan L. Parish; Joel G. Ray; Simone N. Vigod; Hilary K. Brown

SPECIAL INTEREST SESSIONS

ANTI-RACISM SPECIAL INTEREST GROUP

11:30 am – 1pm

Location: Room 2020, Moscone West, Level 2

Join us for SMFM's second annual SIG on Anti-Racism.

The overall goal of the annual SIG is intended to address and elevate scholarly work that focuses on eliminating racism and bias in maternity care; eliminating racial disparities in health outcomes; improvement in diversity, equity, and belonging in our subspecialty, SMFM, and in leadership.

PRENATAL GENETICS INTEREST MEETING

11:30 am – 1pm

Location: Room 2022, Moscone West, Level 2

The Prenatal Genetics Interest Meeting welcomes all students, residents and faculty who are interested in prenatal genetics. The purpose of this meeting is to explore topics in the field of prenatal genetics, spark the interest of junior members and unite members with similar research goals.

2023 Meeting Agenda:

- Introductions and updates presented by Rebecca Reimers, MD and April Adams
- Contract Negotiation and Q&A with moderator Stephanie Dukhovny, MD
- Review of Compensation/clinical time survey presented by Neeta Vora, MD
- Open Forum: Research collaboration

WHEN AND HOW TO HAVE A SUCCESSFUL RETIREMENT

12:00 pm – 1:00 pm

Location: Room 2024, Moscone West, Level 2

Join Drs. Allbert, O'Keeffe, and others for a discussion about optimal timing of retirement and how to have a successful retirement. Whether you are near retirement or mid-career, these discussions will provide tips and tricks for a successful retirement and focus on finding purpose after retiring from medicine and how to maximize your physical and mental health after your medical career has ended.

FRIDAY LUNCHEON ROUNDTABLES, 12:00 – 1:00 PM

Luncheon roundtables showcase timely presentations by authorities in the specialty. All roundtable events are in-person and will cover current controversies and concerns in maternal-fetal medicine. Registration is required for the limited-space session. Registration includes a box lunch and beverage.

HEALTHY OUTCOMES AND HEALTH DISPARITIES AMONG LGBTQ+ OBSTETRIC PATIENTS

Location: Room 2005, Moscone West, Level 2

Roundtable Leaders	Topic
Iman Berrahou, MD Stephanie A. Leonard, PhD	Explore challenges in visibility for lesbian, gay, bisexual, transgender, queer, and questioning (LGBTQ+) obstetrical patients around the country, why we may be seeing some significant health disparities for some LGBTQ+ patients but not others, and explore how the lived realities LGBTQ+ patients (from birth and beyond) may be obscured in current data collection and healthcare systems. We will invite participant discussion around birth equity and obstetrical care recommendations while educating the audience about larger pregnancy-related health and birth equity conversations.

I - TEM, U - TEM, DO WE ROTEM?

Location: Room 2006, Moscone West, Level 2

Roundtable Leader	Topic
David B. Nelson, MD	Because point-of-care-viscoelastic testing is being utilized more commonly in obstetric settings for management of hemorrhage, this luncheon round table will review the physiologic changes of pregnancy, discuss management of obstetric hemorrhage through a "real life" case-based presentation, and describe utilization of resources in surveying coagulopathy with point-of-care viscoelastic testing. Application and function of viscoelastic methods that simultaneously measure multiple facets of hemostasis—coagulation, platelet function, and fibrinolysis—will be examined.

PRIVACY AND PRENATAL GENETIC DATA: WHAT YOU SHOULD CARE ABOUT AND WHY

Location: Room 2007, Moscone West, Level 2

Roundtable Leaders	Topic
Melissa L. Russo, MD Christian M. Parobek, MD, PhD Adam K. Lewkowitz, MD, MPHS	Expanding genomic capabilities have dramatically increased the genetic testing options available to pregnant patients. Terabases of identifiable prenatal genetic information (from cell-free DNA, carrier screening, and prenatal exomes) are processed each year by laboratories, and these data may be used for non-clinical purposes. This interactive session will introduce privacy concerns and non-clinical uses of prenatal genetic information by laboratories and, discuss potential avenues to increase patient autonomy in the use of their genetic information.

TECHNOLOGY INTERVENTIONS IN OBSTETRICS: FROM DEVELOPMENT TO IMPLEMENTATION

Location: Room 2008, Moscone West, Level 2

Roundtable Leaders	Topic
Alisse Hauspurg, MD Adam K. Lewkowitz, MD, MPHS Melissa S. Wong, MD MHDS	While technological interventions have begun to make inroads into every other aspect of our lives, their implementation into pregnancy and postpartum care has been less swift. Adoption is often limited by factors outside physician control including institutional priorities, budgetary constraints, and technical capabilities. This session will review the experience of three different MFM clinicians working in different development environments to create programs to improve prenatal care using app technology, remote monitoring, and electronic health record based clinical decision support.

SATURDAY

FEBRUARY 11

7:00 am – 8:00 am Level 3 Lobby

Continental Breakfast

7:00 am – 10:00 am Room 2000

Speaker Ready Room

7:00 am – 10:00 am Room 3000

Lactation Lounge

Sponsored in part by



8:00 am – 10:00 am See pages 66-68

Oral Concurrent Sessions 7 - 9

10:00 am – 10:30 am Room 3018

Awards Ceremony and Passing of Gavel



ORAL CONCURRENT SESSION 7 – EPIDEMIOLOGY AND QUALITY

Location: Room 3009, Moscone West, Level 3

Time	Abstract Number	Abstract Title & Authors
8:00 am	68	Prenatal THC exposure Alters Placental and Offspring DNA methylation in Rhesus Macaques Lyndsey Shorey-Kendrick ; Victoria H. Roberts; Elinor Sullivan; Jose Juanito Terrobias; Eliot Spindel; Jamie Lo
8:15 am	69	Treatment with harmful polycyclic aromatic hydrocarbons (PAHs) elicits distinct transcriptomic pathways in cultured primary trophoblasts Melissa Suter ; Enrico R. Barrozo; Sohini Banerjee; Grace J. Johnson; Michael D. Jochum, Jr.; Min Hu; Kjersti M. Aagaard
8:30 am	70	Pyrethroid pesticide exposure, malaria, and birth size in a Ghanaian cohort Kwaku Poku asante; Kennetha A. Ae-Ngibise; Elizabeth Gibson; Mohammed Mujtaba Nuhu; Ellen Boamah; Anna M. Modest; Kaali Seyram; Alison Lee; Abena Konadu Yawson; Russ Hauser; Oscar Agyei; Darby Jack; Louisa Iddrisu; Jones Opoku-Mensah; Brent Coull; Blair Wylie
8:45 am	71	Antenatal wildfire smoke exposure and hypertensive disorders of pregnancy Anne R. Waldrop ; Yair J. Blumenfeld; Jonathan A. Mayo; Danielle M. Panelli; Sam Heft-Neal; Marshall Burke; Stephanie A. Leonard; Gary M. Shaw
9:00 am	72	Implementation of a Nurse-Driven Protocol to Improve Recognition and Response to Severe Range Blood Pressures Charlotte McCarley ; Megan L. Young; Swaggerty Robin; Kelsie Otten; Carrie White; Tanika Edwards; Nikki B. Zite; Cecil H. Nelson
9:15 am	73	Regional community meetings to support hospital engagement of patients and community members in quality improvement Ieshia Johnson; Patricia Lee King; Suyeon Lee; Ann Borders
9:30 am	74	Standardized Bundle of Evidence Based Interventions for Cesarean Delivery: A Multi-Center, Pre- and Post-Implementation Trial Erin S. Huntley ; Benjamin Huntley; Miguel Bonilla Moreno; Ellen Crowe; Hector Mendez Figueroa; Claudia Pedroza; Baha M. Sibai; Sean C. Blackwell; Suneet P. Chauhan
9:45 am	75	A randomized trial assessing the impact of educational podcasts on childbirth experience Fei Cai ; Meaghan McCabe; Sindhu K. Srinivas

■ = Presenting Author

ORAL CONCURRENT SESSION 8 – PLACENTA & CESAREAN

Location: Room 3022, Moscone West, Level 3

Time	Abstract Number	Abstract Title & Authors
8:00 am	76	A Randomized Trial of Individualized Opioid Prescription Protocol Versus Fixed Quantity for Post-Cesarean Pain Management Kara M. Rood
8:15 am	77	Serum exosomal microRNA pathway activation in Placenta Accreta Spectrum (PAS) pathophysiology and detection Jessian L. Munoz ; Brett D. Einerson; Kayla E. Ireland; Robert M. Silver; Sureshkumar Pillai; Lauren Sherman; Pranela Rameshwar; Egle Bytautiene Prewit; Patrick S. Ramsey
8:30 am	78	Outcomes of the UT-PAS protocol: Uterine artery embolization and Tranexamic acid for Placenta Accreta Spectrum Jessian L. Munoz ; Logan M. Blankenship; Kayla E. Ireland; Georgia A. McCann; Patrick S. Ramsey
8:45 am	79	Implementation of a calculator to predict cesarean during labor induction: the patient perspective Rebecca F. Hamm ; Eileen Wang; Julia E. Szymczak; Lisa D. Levine
9:00 am	80	Cooperative actions of natural killer cells and invasive trophoblast cells at the uterine-placental interface Olha Krichevskiy ; Ayelen Moreno-Irusta; Esteban Dominguez; Khursheed Iqbal; Marc Parrish; Michael Soares
9:15 am	81	Management of Postpartum Urinary Retention: A Multi-Center Randomized Controlled Trial Dana Vitner ; Eli Kabakov; Roy Lauterbach; Emily Ben ezry; Eran Weiner; Enav Yefet; Thana Khamaisi; Zohar Nachum; Manal Massalha; Kahdeje Seh Shmali; Yael Ganor Paz; Nizar khatib; Yaniv zipori; Zeev Weiner; Gal Bachar
9:30 am	82	Resolving placenta accreta spectrum biology with spatial transcriptomics Anhyo Jeong ; Jina Kim; Ophelia Yin; Deborah Krakow; Hsian-Rong Tseng; Yazhen Zhu; Sungyong You; Yalda Afshar
9:45 am	83	The role of extracellular matrix proteins on placental angiogenesis in severe fetal growth restriction Lauren Sayres ; Shuhan Ji; Carla Rey Diaz; Diane Gumina; Emily Su

ORAL CONCURRENT SESSION 9 – DIABETES

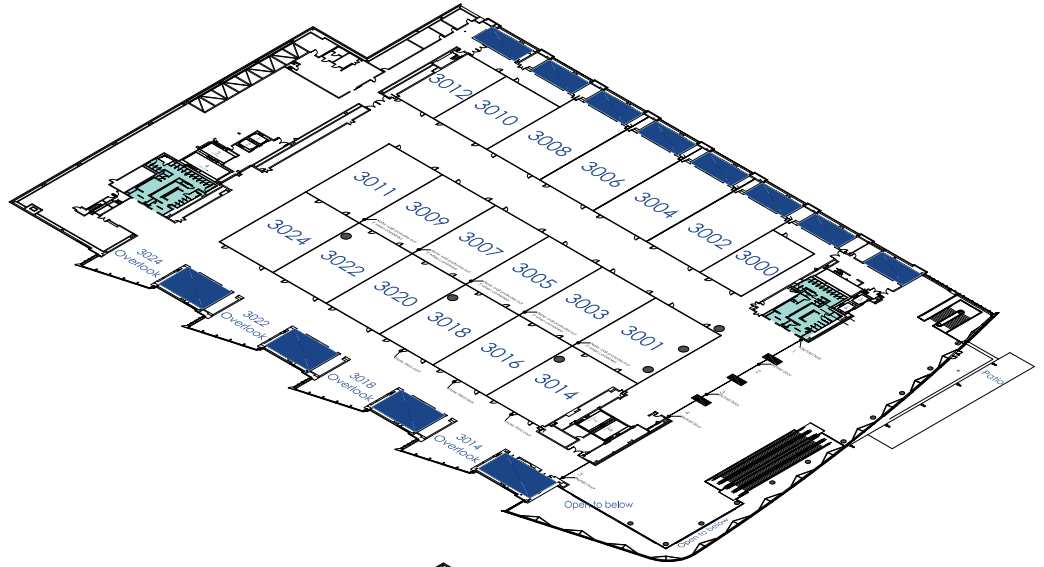
Location: Room 3018, Moscone West, Level 3

Time	Abstract Number	Abstract Title & Authors
8:00 am	84	Association of Large-for-gestational Age Birth and Prediabetes/Diabetes 10-14 Years' Postpartum in the HAPO Follow-up Study Kartik Kailas Venkatesh ; William A. Grobman; Jiquiang Wu; Patrick Catalano; Mark B. Landon; Denise Sholtens; William Lowe; Sadiya S. Khan
8:15 am	85	Daily Versus Every-Other Day Glucose Monitoring in Gestational Diabetes Mellitus: A Randomized Controlled Trial Kristina M. Feldman ; Arielle Coughlin; Jasmine Feliciano; Guillaume Stoffels; Tirtza Spiegel Strauss; Olivia Grubman; Zainab Al-Ibraheemi; David Cole; Graham Ashmead; Farrah N. Hussain; Sophia Scarpelli-Shchur, RN, CDE; Lois Brustman
8:30 am	86	Remote patient monitoring for diabetes management in pregnancy associated with improved maternal and neonatal outcomes Agata Kantorowska ; Koral Cohen; Maxwell Oberlander; Anna Jaysing; Meredith Akerman; Anne-Marie Wise; Devin Mann; Martin Chavez; Anthony Vintzileos; Hye J. Heo
8:45 am	87	Term placenta transcriptomic atlas identifies cells with discrete transcription programs implicated in gestational diabetes subtypes Enrico R. Barrozo ; Diana Racusin; Melissa Suter; Michael D. Jochum, Jr.; Brandon T. Garcia; Cynthia Shope; Min Hu; Melanie Delbeccaro; Kathleen M. Antony; Kjersti M. Aagaard
9:00 am	88	Perinatal outcomes and time-in-range on continuous glucose monitoring for type 1 diabetes Nasim C. Sobhani ; Sophie L. Goemans; Antoinette Nguyen; Michael Richley; Lauryn Gabby; Christina S. Han; Gladys A. Ramos
9:15 am	89	Maternal exercise shifts adiposity distribution in offspring towards energy burning brown fat Danielle M. Prentice ; Sarah Bingaman; Serdar Ural; Kirsteen Browning; Amy Arnold
9:30 am	90	Association of Community Walkability and Glycemic Control among Pregnant Individuals with Pregestational Diabetes Christine P. Field ; Courtney Denning-Johnson Lynch; Naleef Fareed; Joshua Joseph; Jiquiang Wu; Stephen Thung; Steven Gabbe; Mark B. Landon; William A. Grobman; Kartik Kailas Venkatesh
9:45 am	91	An individualised nutritional intervention versus usual care for gestational diabetes mellitus prevention in high-risk women Lulu Wang ; Xipeng Wang; Rong Zhang; Wenguang Sun; Yanting wu; Hefeng Huang

MOSCONE WEST FLOOR PLAN

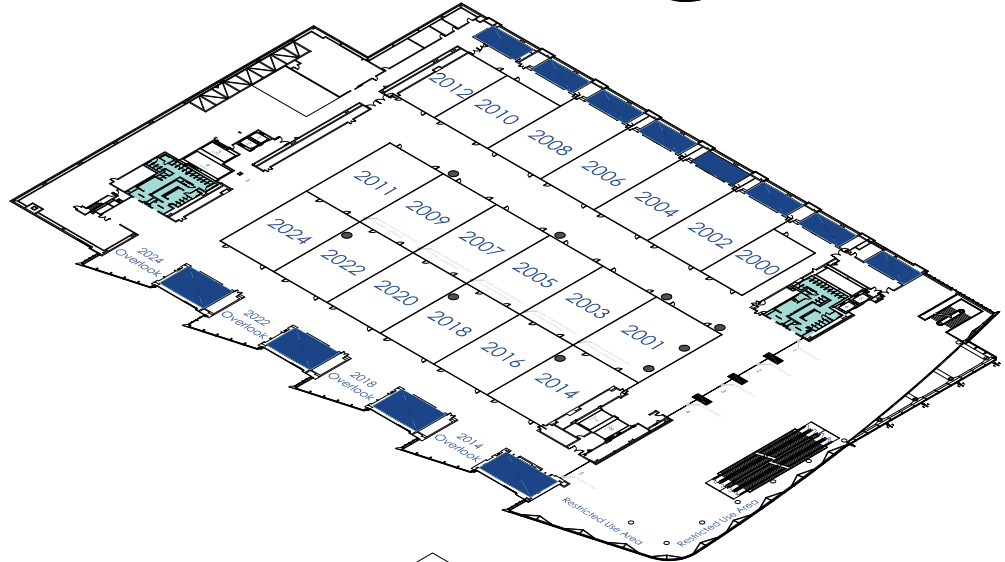
LEVEL 3

Continental Breakfast
Lactation Lounge
Oral Abstract Presentations



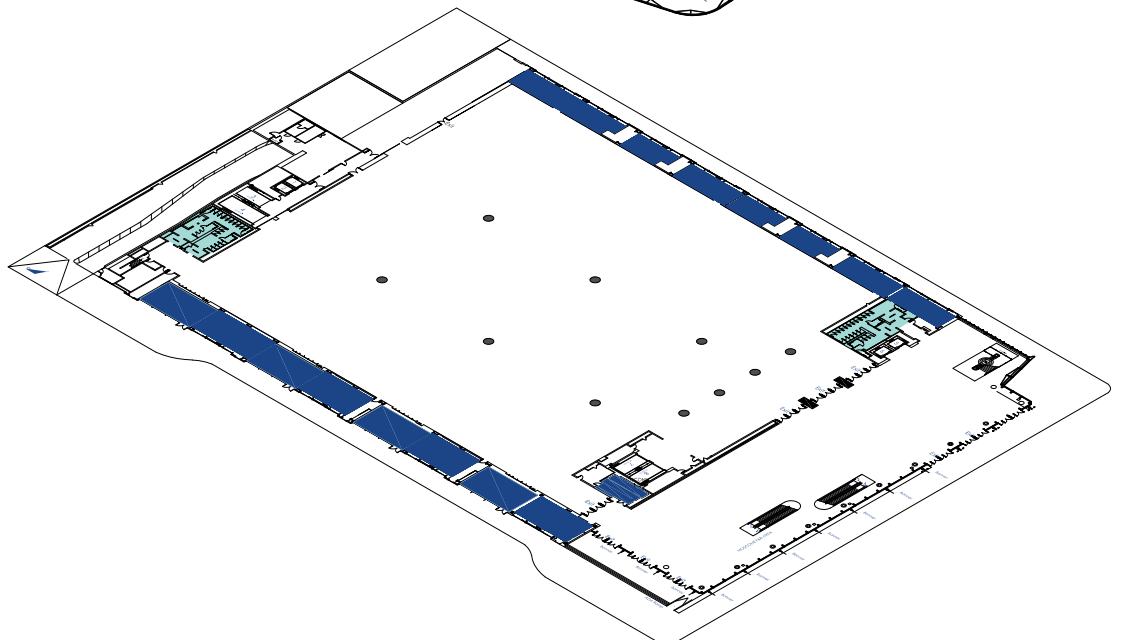
LEVEL 2

Speaker Ready Room
Postgraduate Courses
Luncheon Roundtables



LEVEL 1

Attendee Services
Exhibit Hall
Foundation Booth
Luggage & Coat Check
Member Information
First Aid



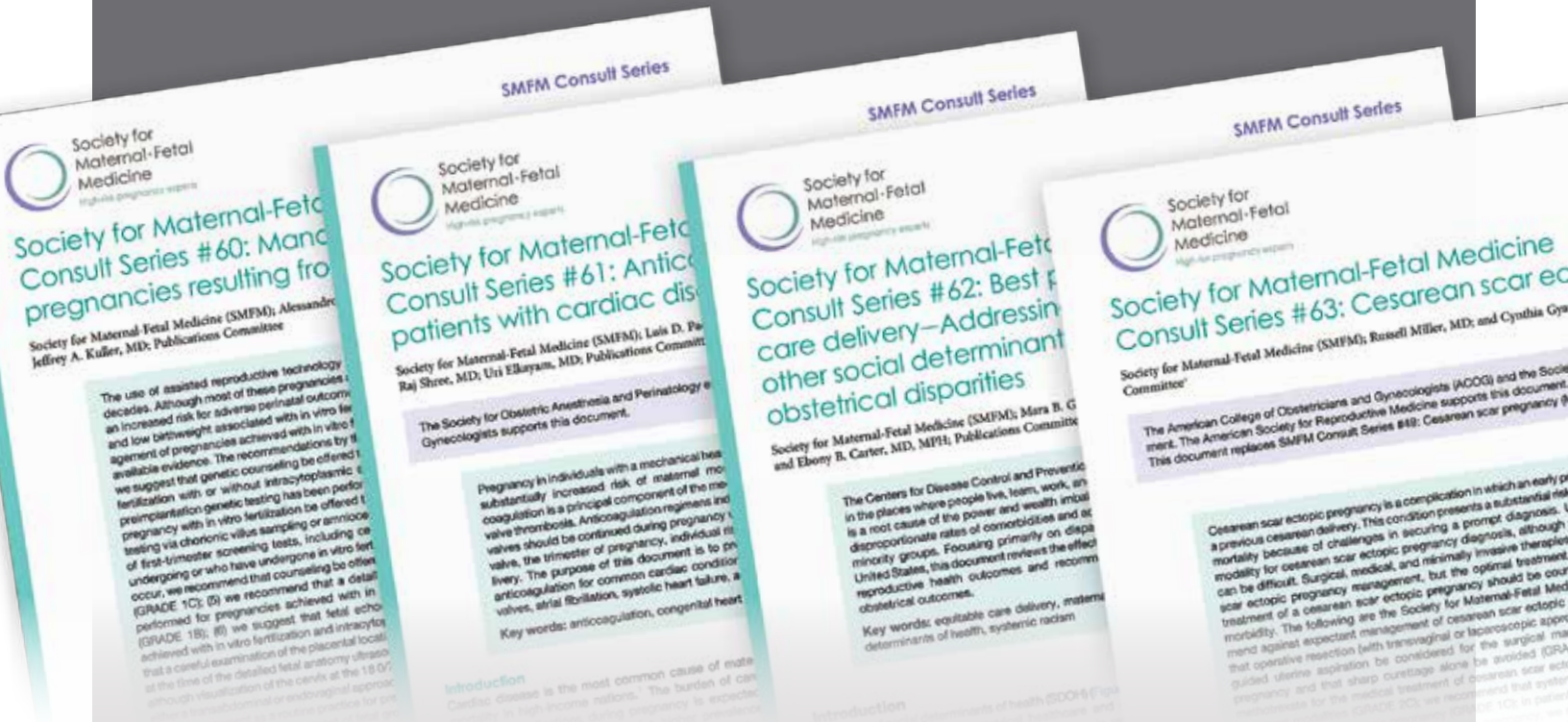
■ = Bathrooms

2022 PUBLICATIONS FROM



Society for
Maternal-Fetal
Medicine

High-risk pregnancy experts



SMFM Consult Series

- Management of pregnancies resulting from in vitro fertilization
- Anticoagulation in pregnant patients with cardiac disease
- Best practices in equitable care delivery—addressing systemic racism and other social determinants of health as causes of obstetrical disparities
- Cesarean scar ectopic pregnancy
- Systemic lupus erythematosus in pregnancy

SMFM Statements

- Race in maternal-fetal medicine research—dispelling myths and taking an accurate, antiracist approach
- Antihypertensive therapy for mild chronic hypertension in pregnancy: The CHAP trial

- Clinical considerations for management of severe complications when abortion care is restricted

ACOG-SMFM Joint Publications

- OCC #11, Pregnancy at age 35 years or older

SMFM Endorsed Publications

- SFP Interim clinical recommendations: self-managed abortion
- ISPD Updated Position Statement on the use of genome-wide sequencing for prenatal diagnosis
- ACOG Statement on FDA warning on genetic non-invasive prenatal screening tests

AVAILABLE AT NO COST AT: [SMFM.ORG/PUBLICATIONS](https://www.smfm.org/publications)

Acknowledgement: Thank you to the SMFM Publications Committee members and liaisons for their work in 2022.

EXHIBITOR LISTING

The Society for Maternal-Fetal Medicine extends sincere thanks and appreciation to the following companies and organizations for their participation in the Pregnancy Meeting's exhibits. The following are identified as supporting and taking an active interest in the activities of the Society. List as of December 9, 2022.

ACOG Family Planning Programs **BOOTH 805**

The ACOG SHE team implements the guidance of the ACOG Committee on Health Care for Underserved Women

AdaptX **BOOTH 839**

AdaptX enables clinicians to leverage their own real-world EMR data to manage clinical care – self-serve, on-the-fly. AdaptX's unique, self-serve Mission Control Center empowers clinicians and clinical leaders to quickly and easily monitor, evaluate, and adapt care across patient, treatments, teams, and workflows.

Advocate Children's Hospital Center for Fetal Care **BOOTH 227**

The Center for Fetal Care at Advocate Children's Hospital is a nationally recognized Center for Excellence for fetal diagnostics, fetal therapy, neonatal care, and the Children's Heart Institute. Our comprehensive fetal center provides state-of-the-art treatment for complex fetal conditions, integrating a multidisciplinary, compassionate care approach along with expertise in open and closed fetal interventions and fetoscopic surgery. Tailored, comprehensive plans of care are developed to meet the individual needs of each family.

American Institute of Ultrasound in Medicine (AIUM) **BOOTH 132**

Established in the early 1950s, the American Institute of Ultrasound in Medicine (AIUM) empowers and cultivates a global community engaged in the use of medical ultrasound through raising awareness, education, sharing information, and research.

Assurgent Medical Staffing **BOOTH 142**

Since 2002, our staff of highly-trained professionals has enjoyed unparalleled success rates in the traditional Healthcare Staffing Industry. We are an Atlanta-based, Healthcare Staffing firm providing Healthcare Staffing and Telehealth solutions for Healthcare Organizations and providers throughout the country.

AS Software **BOOTH 727**

AS Software offers vendor-neutral ultrasound structured reporting and digital image management tailored for MFM and OB/GYN. With integrated, web-based solutions seamlessly and securely built for adaptability, AS Software empowers teams to efficiently capture, review, and retain comprehensive ultrasound data with confidence. Based in New Jersey, AS Software has over 30 years of experience and serves hundreds of clients in over 1,000 locations.

Balchem Corporation **BOOTH 830**

At Balchem, we're committed to finding innovative solutions to some of the most complex problems facing the nutrition, health, and food markets. Balchem specializes in delivering essential nutrients for pregnant women such as choline and has a robust portfolio of solutions designed to improve the sensory experience of foods, beverages, and dietary supplement products. Help us build awareness about the benefits of proper nutrition, including choline, can have on both mom and baby.

■ *Indicates Corporate Council Member of the Foundation for SMFM*

Baylor Scott & White Health **BOOTH 400**

Baylor Scott & White Health is the largest not-for-profit healthcare system in Texas and we're still growing! We have more than 52 hospitals, 800 access points, a quality health plan and an award-winning research institute, with 12 Magnet-designated locations. At Baylor Scott & White, you'll be joining a team that's committed to better. Because better never settles. And neither should you.

BillionToOne Inc. **BOOTH 129**

BillionToOne lab offers UNITY carrier screen with reflex single-gene NIPT, Aneuploidy, and RhD NIPT

BioMarin Pharmaceutical Inc. **BOOTH 747**

BioMarin is a world leader in developing and commercializing innovative therapies for rare diseases driven by genetic causes. With a 20-year history, BioMarin remains steadfast to its original mission—to bring new treatments to market that will make a big impact on small patient populations. These conditions are often inherited, difficult to diagnose, progressively debilitating, have few, if any, treatment options, and are usually ignored. Visit www.biomarin.com to learn more.

Bio-Rad Laboratories, Inc **BOOTH 631**

Bio-Rad is a global leader in developing and manufacturing a broad range of innovative products for life science research and clinical diagnostic markets. With a focus on quality and customer service for 70 years, our products advance discovery and improve healthcare. Our customers span universities to hospitals, commercial laboratories, and more.

Bio-Rad is committed to developing products that support labs developing tests using Bio-Rad's droplet digital PCR (ddPCR) technology in reproductive and women's health applications.

Birthly **BOOTH 732**

Birthly offers live, interactive, perinatal education classes over a web-based platform. Our mission is to provide expecting parents broader access to childbirth education and help them become more informed and confident about their pregnancy and delivery. Taught by certified educators, we deliver education spanning the entire pregnancy & immediate postpartum journey. We partner with hospitals/health systems to provide an efficient, evidence based childbirth platform to ensure all patients can access education, from anywhere.

Boston Children's **BOOTH 700**

Boston Children's Maternal Fetal Care Center in affiliation with Brigham and Women's Hospital provides the most advanced diagnostics and surgical and medical treatments and counseling for pregnant persons with confirmed or suspected congenital anomalies of the fetus. In addition to our colleagues at Brigham and Women's Hospital, we work closely with maternal-fetal specialists at Beth Israel Deaconess Medical Center and Tufts Medical Center.

Boulder Abortion Clinic, P.C. **BOOTH 743**

The Boulder Abortion Clinic and Dr. Warren Hern have been providing quality care for women since 1973. Specializing in late abortion, outpatient services are provided to patients over 30 menstrual weeks for fetal anomaly, fetal demise, or maternal medic

Center for Fetal Diagnosis & Treatment at Children's Hospital of Philadelphia **BOOTH 823**

As the the world's largest prenatal therapy program, we have cared for nearly 30,000 families.

Children's Mercy Kansas City **BOOTH 101**

Our team at the Fetal Health Center works with expectant mothers to diagnose, evaluate and treat all types of conditions before the baby is born. We provide comprehensive care for high-risk pregnancies—including, diagnostics, prenatal intervention, and a Level IV NICU.

Children's National Prenatal Pediatrics Institute **BOOTH 807**

At Children's National Prenatal Pediatric Institute our multidisciplinary team of specialists focus on improving the outcome for families whose babies have health concerns diagnosed or suspected during pregnancy. We partner with the family's obstetric team to develop individual care plans for each baby, to ensure the safest possible transition from fetal to postnatal life. We provide compassionate care for every family because caring for children is our passion.

Children's Wisconsin **BOOTH 726**

The Fetal Concerns Center at Children's Wisconsin provides a comprehensive team approach – incorporating the referring physician, patient family, maternal fetal medicine specialist, nurse care coordinator, neonatologist and pediatric care specialists. For more than 20 years, the center has served the special needs of women and families, coordinating services for more than 500 families across the United States each year. The center operates in close collaboration with Froedtert & the Medical College of Wisconsin.

Cincinnati Children's Fetal Care Center **BOOTH 500**

The Cincinnati Children's Fetal Care Center—one of the few comprehensive fetal care centers worldwide—has been treating patients with complex fetal conditions for 15+ years. Our team of specialists provide the multidisciplinary, collaborative care both mom and baby need in one

location. Meet our specialists in exhibit Booth #500 and let's discuss the latest care options. Stop by to see our latest surgical animations and learn about our fellowship opportunities.

Colorado Fetal Care Center **BOOTH 701**

As one of a few children's hospitals with a dedicated L&D unit, the Colorado Fetal Care Center offers the full continuum of maternal, perinatal, neonatal and pediatric subspecialty care – all under one roof. We care for the highest-risk pregnancies and achieve some of the best outcomes in the nation. Offering the full range of fetal procedures including: fetoscopy, open fetal surgery, Ex Utero Intrapartum Treatment and Level IV NICU. Visit childrenscolorado.org/fetal-care or email moha.mehta@childrenscolorado.org.

CompHealth **BOOTH 127**

CompHealth is one of the largest full-service staffing partners in the U.S., offering permanent and locum tenens placements for healthcare providers. Our specialized recruiters build personal relationships with everyone we work with to ensure the perfect fit for both providers and the facilities we send them to. You'll have a dedicated point of contact handling every step in the process, including travel, malpractice, and credentialing. To learn more, visit comphealth.com.

Connecticut Children's **BOOTH 601**

Connecticut Children's is thrilled to announce the launch of our Fetal Care Center, led by Timothy Crombleholme, MD, a pioneer in fetal surgery with extensive experience in fetoscopic surgery, open fetal surgery, image-guided fetal intervention, and EXIT procedures. The Fetal Care Center builds upon our reputation for exceptional family-centered care and breakthrough research by providing comprehensive prenatal diagnosis and the full spectrum of fetal surgical interventions.

CooperSurgical BOOTH 545

For more than 25 years, CooperSurgical has been a leader in manufacturing, marketing a wide range of trusted and innovative brands that have assisted clinicians in advancing the standard of health care for women and families worldwide. CooperSurgical is at the forefront of delivering innovative assisted reproductive technology and genomic solutions that enhance the work of ART professionals to the benefit of families.

CoxHealth BOOTH 104

CoxHealth is a physician-led, not-for-profit health system, with 6 hospitals and 80+ clinics throughout Southwest Missouri. CoxHealth has been named a "Best Place to Work" by Modern Healthcare for five consecutive years. We have MFM Physician opportunities in Springfield, Missouri. Springfield, a vibrant city with a metro area population of nearly 500,000, offers numerous amenities- low cost-of-living, quick commutes, highly rated schools, shopping, restaurants, sporting events, and abundant outdoor activities. See more at <https://www.coxhealth.com/employees/physician-opportunities/>

Driscoll Children's Hospital BOOTH 846

Driscoll Children's Hospital is a 191-bed pediatric tertiary care center with more than 30 medical and surgical specialties offering care throughout South Texas, including Corpus Christi, the Rio Grande Valley, Victoria and Laredo. Through the vision and generosity of its founder, Clara Driscoll, Driscoll Children's Hospital opened in 1953, becoming the first, and remains the only, free-standing children's hospital in South Texas. South Texas' first emergency room created exclusively for children.

DuPont Clinic BOOTH 837

DuPont Clinic provides a private, patient-centered abortion experience for normal and high-risk patients. We

strive to meet the unique needs of each patient, and offer amenities such as private consultation rooms, specially-trained doulas, a dedicated nursing team, aromatherapy, in-room entertainment, and assistance with travel and financial arrangements. Our physicians are board-certified obstetrician-gynecologists with Complex Family Planning and Clinical Ultrasound fellowship training and expertise in complex abortion care, with privileges at nearby teaching hospitals.

Ecomed Solutions BOOTH 828

Ecomed Solutions is committed to improving maternal outcomes in obstetrics. Managing hemorrhage has never been more important to women's health. Visit us to see how HEMAsavR is being used to help clinicians recognize, quantify, & respond to unintended blood loss during c-sections & vaginal delivery as an effective solution to increase blood recovery & return of high-quality autologous blood to the patient. Let's improve patient outcomes together.

Elsevier BOOTH 643

Elsevier is a world-leading provider of information solutions that enhance the performance of science, health, and technology professionals, empowering them to make better decisions, and deliver better care.

GBR Medical BOOTH 842

GBR Medical Services, was set up in 2016 with the aim of offering premium quality healthcare products & services to both the domestic and international market. GBR Medical Services serves in the healthcare segment of the US and the surrounding countries, and it is one of the leading medical supplies companies.

■ Indicates Corporate Council
Member of the Foundation for SMFM

GE Healthcare BOOTH 717

At GE HealthCare Women's Health ultrasound, we have a legacy of advancing the art and science of ultrasound and you'll see that reflected in the game changing innovations of our Voluson portfolio. Unique imaging capabilities, onboard AI, and efficiency tools; all designed to help you make the most of every day. See our GE HealthCare ecosystem of solutions, Booth #717, that enable you to be your best and provide your patients the care they deserve.

GenBioPro, Inc. BOOTH 833

GenBioPro is a specialty pharmaceutical company focused on products that improve reproductive health. GenBioPro was founded on the belief that all people – regardless of income, gender, race, or geography – have a right to reproductive health care, including access to medical abortion. From driving down medication costs to promoting accurate information about abortion, our mission is to deliver affordable, effective products for people seeking to exercise their reproductive autonomy.

Grant Scott Bonham Fetal Center at Primary Children's Hospital BOOTH 600

The Grant Scott Bonham Fetal Center at Primary Children's Hospital is here to provide you and your baby with the most up to date and coordinated care possible. When your baby has been diagnosed with a high-risk condition, we bring together a multidisciplinary team of experts to evaluate, monitor, and address you and your baby's needs before, during, and after delivery.

Grifols BOOTH 730

Grifols is a global healthcare company that since its founding in Barcelona in 1909 has enhanced the health and well-being of people around the world. Our four divisions - Bioscience, Diagnostic, Hospital, and Bio Supplies - develop, produce, and market innovative solutions and services in more than 100 countries.

Gundersen Health System **BOOTH 131**

Gundersen Health System is a top-rated healthcare organization based in La Crosse, Wis. Gundersen offers top-quality primary and specialty healthcare usually found only in larger metropolitan areas. We are anchored by one of the largest multi-specialty group practices linking us with our regional clinics and affiliated hospitals via telemedicine, distance learning, digital imaging and other services. Our system serves the western Wisconsin, southeastern Minnesota and northeastern Iowa areas.

Hayes Locums **BOOTH 402**

Hayes Locums is an award-winning healthcare staffing company focused on providing quality matches for quality patient care. We view ourselves as more than recruiters. We serve as a fully functioning support system for our providers: finding assignments where you can thrive, and consulting with you through each step of the process.

Hera Women's Health **BOOTH 233**

Hera Women's Health is a national collaborative of top women's healthcare providers - committed to practicing locally while performing nationally to set the standard for data-driven, outcome-orientated care that elevates the value of women's health practices across the nation.

Hologic **BOOTH 519**

At Hologic, we enable people to live healthier lives everywhere, every day. The Diagnostic Solutions division delivers on this commitment by developing and providing innovative cytology, molecular and perinatal testing. Our continued passion in the area of women's health is exemplified by the Rapid fFN® test, a simple noninvasive screening tool that helps differentiate between true and false preterm labor. This allows for critical interventions to take place before the baby is born.

Hyperemesis Education and Research Foundation

BOOTH 602

HER offers clinicians innovative assessment and treatment tools, and educational resources for providers and patients. We also have a free patient iOS HG Care app. We're here to help you! The HER Foundation is the global voice of HG. We're a 501(c)3 nonprofit that provides support, groundbreaking research, advocacy, and education on hyperemesis. Since 2000, we have been the leading source of information on HG and have helped over 2 million people across the globe.

icp care **BOOTH 503**

ICP Care is a 501(c)3 nonprofit determined to help pregnant mothers who experience Intrahepatic Cholestasis of Pregnancy and to deliver healthy babies. ICP Care's mission is to provide patient support and education, raise public awareness, support the advancement of research and improve health care practices. ICP Care helps to connect, support, educate and empower those affected by ICP – Intrahepatic Cholestasis of Pregnancy.

Inozyme **BOOTH 300**

Inozyme is a global leader in developing therapies for rare mineralization disorders.

Invitae **BOOTH 217**

Invitae's mission is to bring comprehensive genetic information into mainstream medical practice to improve the quality of healthcare for billions of people. Our goal is to aggregate the world's genetic tests into a single service with higher quality, faster turnaround time and lower prices. Visit www.invitae.com.

Jack's Basket **BOOTH 136**

Jack's Basket is a 501(c)3 nonprofit organization with a mission to celebrate babies with Down syndrome. We

strive to ensure that every new and expectant parent is provided resources and avenues of support within the community. We aim to equip medical providers with tools to discuss the diagnosis in an unbiased way in hopes that having a baby with Down syndrome is celebrated like any other.

Jackson Health System **BOOTH 116**

The Women's Hospital at Jackson Memorial is an academic medical center that offers a wide range of birthing options, full-service maternity and prenatal care, and breastfeeding and parenting assistance throughout Miami-Dade. In addition to special expertise in high-risk pregnancies and state-of-the-art facilities, all Jackson hospitals provide every mother and child the high standard of care that has earned the prestigious international Baby-Friendly Hospital designation, empowering mothers with the highest level of breastfeeding and bonding support.

Janssen Biotech, Inc. **BOOTH 815**

At Janssen, we're creating a future where disease is a thing of the past. We're the Pharmaceutical Companies of Johnson & Johnson, working for patients everywhere fighting sickness with science, improving access with ingenuity, and healing hopelessness.

Johns Hopkins Center for Fetal Therapy **BOOTH 226**

The Johns Hopkins Center for Fetal Therapy provides the full range of prenatal treatments available including treatment of twin-twin-transfusion syndrome, spina bifida, congenital diaphragmatic hernia, urinary tract obstruction and fetal tumors. With all fetal, maternal and pediatric care services under one roof, we are one of the few highest level fetal therapy centers in the country. Since opening in 2014, the center has performed a wide range of fetal treatments with exemplary outcomes.

Labcorp **BOOTH 133**

Labcorp (NYSE: LH) is a leading global life sciences company that provides vital information to help doctors, hospitals, pharmaceutical companies, researchers and patients make clear and confident decisions. Through our unparalleled diagnostics and drug development capabilities, we provide insights and accelerate innovations to improve health and improve lives. With more than 70,000 employees, we serve clients in more than 100 countries. Learn more about Labcorp at www.Labcorp.com, or follow us on LinkedIn and Twitter @Labcorp.

Laborie Medical Technologies **BOOTH 219**

Laborie's Obstetrics, Gynecology and Neonatal business includes products that support the continuum of care during antenatal, intrapartum, postpartum, neonatal and gynecological surgical procedures. You may recognize some of our trusted brands including the Koala[®] Intrauterine Pressure Catheter, Kiwi[®] Vacuum-Assisted Delivery System and SweetUms[™] 24% Sucrose Solution to help calm and sooth babies.

Limbs & Things **BOOTH 140**

Limbs & Things is a leading healthcare simulation manufacturer committed to improving patient outcomes by providing task trainers which facilitate realistic learning experiences. The company collaborates with clinicians to research, design and create products that enable clinical educators to deliver curriculum requirements, bringing greater competence to healthcare professionals worldwide.

Los Angeles Fetal Surgery **BOOTH 215**

Los Angeles Fetal Surgery is a collaboration between the University of Southern California (USC) and Children's Hospital Los Angeles (CHLA). Backed by years of experience, research, and published outcomes,

Los Angeles Fetal Surgery provides innovative, minimally invasive fetal interventions. These interventions treat fetal conditions that may otherwise result in death or long-term complications to the baby.

Machaon Diagnostics **BOOTH 344**

Machaon Diagnostics is a clinical reference lab and CRO specializing in coagulation, platelet, complement, genetic and rare disease testing. By providing rapid turnaround times and expedited study services, Machaon Diagnostics has grown a reputation for supporting the specialized laboratory needs of hospitals, physicians, pharmaceutical firms and CROs. In the context of pregnancy we are called upon when answers are needed urgently for rare and life-threatening situations. Our testing is the fastest available and saves lives.

Malama Health **BOOTH 106**

Our mission at Malama is to improve pregnancy-related outcomes by developing tech-enabled solutions that empower pregnant individuals. We are beginning with remote monitoring for diabetes in pregnancy which affects nearly 1 in 5 women, leveraging data collected in the pregnancy period to risk stratify and tailor postpartum care. Our goal is to reduce adverse clinical outcomes such as cesarean or preterm delivery, improve the patient and provider experience, and reduce provider administrative burden.

Maternal and Pediatric pPrecision In Therapeutics (MPRINT) Hub **BOOTH 831**

The Eunice Kennedy Shriver National Institute of Child Health and Human Development has established the MPRINT Hub to serve as a national resource for expertise and research in maternal and pediatric therapeutics. The MPRINT Hub consists of the Indiana University-Ohio State University Data, Model, Knowledge and Research Coordination Center and

the Vanderbilt Integrated Center of Excellence in Maternal and Pediatric pPrecision Therapeutics and the University of California San Diego MPRINT Center of Excellence in Therapeutics.

Mayo Clinic **BOOTH 800**

The mission of Mayo Clinic's Maternal Fetal Medicine practice is to inspire hope and contribute to health and well-being of our patients by providing the best care possible. Mayo Clinic's MFM practice provides all aspects of maternal and fetal care; complementing obstetrical care providers. Our specialists work within a multi-disciplinary team to assist women with complex pregnancies find assurance in receiving compassionate care that incorporates advanced diagnostic and treatment approaches including fetal therapy and surgery.

Medical City Healthcare **BOOTH 114**

Medical City Women's Hospital and Medical City Children's Hospital provide comprehensive care for mothers and babies. Treating pregnant and postpartum patients with low-risk conditions to the most complex medical, surgical, and/or obstetrical and fetal conditions. Located in Dallas Texas, Medical City Women's Hospital is the only North Texas hospital with a full-service children's and adult hospital on the same campus.

Medicem, Inc. **BOOTH 731**

Dilapan-S is an FDA-cleared non-pharmacological cervical dilator for induction of labor.

Medscape **BOOTH 835**

Medscape is the leading online global destination for physicians and healthcare professionals worldwide, offering the latest medical news and expert perspectives; essential point-of-care drug and disease information; and relevant professional education and CME.

Michigan Medicine

BOOTH 629

University of Michigan Health is one of just a few medical centers nationwide where Labor and Delivery is nestled within a comprehensive children's hospital. Being under one roof allows our renowned Fetal Diagnosis and Treatment Center team to provide com

Midwest Fetal Care Center

BOOTH 128

The Midwest Fetal Care Center (MW FCC), a collaboration between Allina Health and Children's Minnesota, brings together a multi-disciplinary team of highly trained maternal-fetal medicine experts from Allina Health and pediatric and neonatal specialists from Children's Minnesota. Open since 2008, the MW FCC is a national referral center and regional leader in fetal diagnosis, fetal intervention and comprehensive fetal care for unborn babies with complex conditions.

Mirvie

BOOTH 617

Mirvie is shaping the future of pregnancy health by predicting unexpected complications before they happen for the well-being of moms and babies. The Mirvie RNA platform is first to predict unexpected complications months before symptoms appear by revealing the underlying biology of each pregnancy.

MotherToBaby Pregnancy Studies

BOOTH 138

MotherToBaby Pregnancy Studies conducts observational research on the safety of medications and vaccines in pregnancy which allows us to help moms and healthcare providers make informed treatment decisions. Your patient referrals and those from your colleagues make all the difference to the success of these studies! If you have a patient who is currently pregnant and managing these conditions, refer them today!

Myriad Genetics

BOOTH 228

Myriad Genetics is a leading genetic testing and precision medicine company dedicated to advancing health and well-being for all. Myriad develops and offers genetic tests that help assess the risk of developing disease or disease progression, and guide treatment decisions across medical specialties where critical genetic insights can significantly improve patient care and lower healthcare costs. Fast Company named Myriad among the World's Most Innovative Companies for 2022. For more information, visit www.myriad.com.

Natera

BOOTH 515

Natera™ is a global leader in cell-free DNA testing, dedicated to oncology, women's health, and organ health. We aim to make personalized genetic testing and diagnostics part of the standard of care to protect health, inform earlier, more targeted interventions that help lead to longer, healthier lives. Natera's tests are validated by more than 100 peer-reviewed publications that demonstrate high accuracy. For more information, visit www.natera.com.

National Abortion Federation

BOOTH 102

The National Abortion Federation (NAF) is the professional association of abortion clinics and individuals in the United States, Canada, Mexico City and Columbia. The mission of the National Abortion Federation is to unite, represent, serve, and support abortion providers.

National Association of Nurse Practitioners in Women's Health (NPWH)

BOOTH 229

NPWH is the professional membership association for women's health nurse practitioners.

National Organization for Disorders of the Corpus Callosum

BOOTH 501

The National Organization for Disorders of the Corpus Callosum is the leading resource for raising the profile, understanding and acceptance of disorders of the corpus callosum (DCC) through education, networking, advocacy, and research facilitation.

Nationwide Children's Hospital

BOOTH 829

The Fetal Center at Nationwide Children's Hospital offers high quality, specialized care to families facing complex pregnancies and birth defects. Our expert team evaluates and treats nearly every fetal complication and offers a full range of fetal therapies, including fetal intervention and open fetal surgery. Nationwide Children's is consistently ranked by U.S. News & World Report among the best children's hospital in America and remains a national leader in innovative research and cutting-edge therapies.

NewYork-Presbyterian

BOOTH 803

NewYork-Presbyterian is one of the nation's most comprehensive, integrated academic health care delivery systems, dedicated to providing the highest quality, most compassionate care and service to patients in the New York metropolitan area, nationally, and throughout the globe. In collaboration with two renowned medical schools, Weill Cornell Medicine and Columbia University Vagelos College of Physicians and Surgeons, NewYork-Presbyterian is consistently recognized as a leader in medical education, groundbreaking research, and innovative, patient-centered clinical care.

■ Indicates Corporate Council
Member of the Foundation for SMFM

Norton Medical Group

BOOTH 100

More women with complex pregnancies in Louisville, Southern Indiana and the region entrust Norton Children's Maternal-Fetal Medicine with their care more than any other provider. Our specialists are committed to providing evidence-based care to women with

Nuvo

BOOTH 817

Nuvo Group is reinventing pregnancy care for the 21st century through new technology, tools, and practices for providers and expectant mothers, including the INVU by Nuvo™ platform, an FDA-cleared, prescription initiated remote pregnancy monitoring and management system. The INVU™ sensor band enables remote non-stress tests and maternal & fetal heart rate monitoring today while pioneering new data-driven personalized pathways that Nuvo believes will help improve health outcomes for all women in the future.

Optum OB Homecare

BOOTH 619

Optum OB Homecare has over 30 years experience dedicated to providing resources, minimizing disparity gaps and improving outcomes for mom and baby. OB homecare management services include: Gestational Diabetes Management, Preterm Birth prevention/17HPC, Preeclampsia and nausea and vomiting of pregnancy services.

OHSU Doernbecher Children's Hospital Fetal Care Program

BOOTH 709

Oregon Health & Science University (OHSU) is Oregon's only public academic health center, providing the state's most advanced health care. Our Fetal Care Program at OHSU Doernbecher Children's Hospital is one of five programs in the nation that does medical and surgical interventions for high-risk pregnancies and newborns in one place. Our multidisciplinary team

offers minimally invasive interventions for complex prenatal conditions as well as comprehensive support services to patients whose pregnancies have abnormalities.

Organon LLC

BOOTH 115

Organon is a global women's healthcare company. The company's portfolio includes the Jada® System, a medical device for the control and treatment of abnormal postpartum uterine bleeding or hemorrhage when conservative management is warranted. Please refer to the Jada System Instructions for Use for indications, contraindications, warnings, precautions, and other information at thejadasystem.com/ifu

Paradigm Medical Systems

BOOTH 615

Exclusive North American distributors of MODEL-med OB/GYN task trainers. Bring incredible tactile realism to your simulations with accurate internal anatomy and dynamic accessories. Remarkable polymer elasticity and durability coupled with the rigidity of accurate internal skeletal structures creates an unparalleled experience, enabling lifelike application of complex maneuvers.

SOPHIE AND HER MUM – Full Birth Trainer, embedded bony pelvis
LUCY AND HER MUM – OVD
CHARLIE AND HIS MUM – OB Trainer.
GYNECOLOGICAL TRAINER- 7 uteri.

Partners in Abortion Care

BOOTH 130

Partners in Abortion Care is the first women-owned and operated all-trimester abortion clinic in the US. Our team includes physicians and advanced practice clinicians with decades of experience providing outpatient all-trimester abortion care, because your patients deserve the very best. We are conveniently located near 3 major airports, and have a full-time care coordinator to help patients access financial assistance, lodging, and practical support.

Pediatrix Medical Group

BOOTH 832

Pediatrix is one of the nation's leading providers of prenatal, neonatal and pediatric services. Physicians and advanced practice providers practicing as part of Pediatrix are reshaping the delivery of care within their specialties and subspecialties, using evidence-based tools, continuous quality initiatives, clinical research and telehealth programs to enhance patient outcomes and provide high-quality, cost-effective care.

Penn State Health

BOOTH 745

Penn State Health Milton S. Hershey Medical Center is an academic environment offering the ability to work with dynamic scientists and clinicians. Fostering the drive to care for others, we cultivate a collaborative environment rich with diversity and employ professionals who share a passion for patient care. Our organization sparks research and innovation opportunities and welcomes you to a community that emulates the values Milton Hershey instilled in a town that holds his name.

Philips

BOOTH 714

Pregnancy is a special time for a mother to be as she begins to bond with her baby. It is also a critical time for clinicians to evaluate the baby's development and health. With new and innovative tools tailored to the unique demands of OB GYN scans, the Philips solution for earlier diagnosis helps clinicians maintain confidence in early stage fetal assessment and enable high throughput for routine fetal exams.

POM Wonderful

BOOTH 546

POM Wonderful: one-of-a-kind taste, always California grown, and known for antioxidants. POM Wonderful 100-percent pomegranate juice is a simple way to power through your day with antioxidants that help fight harmful free radicals, unstable molecules that can cause damage to your body's

cells over time. Plus, it's a fun and festive way to stay hydrated when you're expecting.

Recurrent Pregnancy Loss Association

BOOTH 230

Recurrent Pregnancy Loss Association (RPLA) is a 501c3 nonprofit organization dedicated to eliminating recurrent pregnancy loss through the advancement of research into causes and treatments; to providing support and resources to those affected; and to increasing awareness of the impact of miscarriage and fertility challenges on individuals and families.

Rush University Medical Center

BOOTH 802

Rush University System for Health (RUSH) is an academic health system whose mission is to improve the health of the individuals and the diverse communities it serves through the integration of outstanding patient care, education, research and community partnerships. Rush includes Rush University Medical Center, Rush University, Rush Copley Medical Center and Rush Oak Park Hospital, as well as numerous outpatient care facilities.

Samsung

BOOTH 317

Hera, Samsung's premium women's health platform, is committed to delivering exceptional image clarity and color sensitivity to help clinicians see the tiny details in every image without the need for excessive manipulation.

Samsung

BOOTH 326

Exhibit Hall Photo Booth Sponsored by Samsung. Stop by booth 326 to get your 2023 SMFM photo.

SSM Health St. Louis Fetal Care Institute

BOOTH 314

Using the most advanced diagnostic tools, unmatched experience and compassionate care, the SSM Health Cardinal Glennon St. Louis Fetal Care Institute has reimagined care for moms-to-be, their families and babies. When it opened 15 years ago, it was one of the few centers in the world offering care for babies facing complex diagnoses before birth. The team uses their experience to help parents find the answers they're looking for and provide the support they need.

Stanford Medicine Children's Health

BOOTH 201

Lucile Packard Children's Hospital is the only freestanding children's hospital in the Bay Area—and one of the few in the country—to offer complex obstetric, delivery, newborn, pediatric and maternal services all in one place. The focus of our Fetal and Pregnancy Health Program is on providing comprehensive care for complex fetal diagnoses and placental disorders. For best outcomes, we employ a full range of diagnostics, consultation and therapy, combining expertise from various specialists and subspecialists.

Surgical Science – Symbionix Simulators

BOOTH 231

Surgical Science is the world's leading supplier of medical virtual reality simulators. Our products are used by teaching hospitals and medical training centers worldwide for practice, validation, and certification of medical specialists, as they allow for safe, standardized skills training before entering the clinical environment. Applications include general surgery, endovascular, gastroenterology, pulmonology, OB/Gyn, urology, orthopedics, robotics, and imaging.

Texas Children's Pavilion for Women-Fetal Center

BOOTH 401

Texas Children's Fetal Center® provides the full spectrum of advanced fetal diagnostics, therapies and surgery for women with complicated pregnancies and their unborn and newborn infants. Families from around the world come to us for personalized, multidisciplinary care, including the latest treatment for fetal heart conditions, neural tube defects, CDH, LUTO and TTTS — all performed at our Pavilion for Women, adjacent to a 76-bed level IV NICU at top-ranked Texas Children's Hospital in Houston.

The Chicago Institute for Fetal Health

BOOTH 303

With more than 40 years' experience, The Chicago Institute for Fetal Health is a regional leader in the research and care of pregnant patients with fetal complications. As one of only a few comprehensive fetal centers in the country, the institute is able to offer pre-birth counseling and care as well as corrective fetal intervention including twin to twin transfusion syndrome (TTTS) laser treatments and spina bifida (MMC) repair in utero, among others.

The Fetal Care Center

BOOTH 200

A leader in the Midwest, the Fetal Care Center encompasses compassionate individualized care all within one dedicated location. Through extensive research, the FCC delivers the most up to date methods of treatment for the obstetric patient with fetal complications. A highly skilled multidisciplinary team that includes the private physician, and family unit, work together to promote the best outcomes before delivery and after with specialized care for the infant.

■ Indicates Corporate Council Member of the Foundation for SMFM

The Fetal Care Center of Tampa Bay

BOOTH 603

The Fetal Care Center of Tampa Bay is compiled of expert physicians using current treatments to provide intervention for the most complex diagnoses. Interventions offered are Fetoscopic laser treatment for twin to twin transfusion syndrome, intrauterine

The Fetal Center at Children's Memorial Hermann Hospital & UTHealth Houston

BOOTH 316

The Fetal Center at Children's Memorial Hermann Hospital is a national referral center and an international leader in fetal diagnosis, fetal intervention and comprehensive fetal care for infants with congenital anomalies or genetic abnormalities. In collaboration with pediatric sub-specialists at McGovern Medical School at UTHealth Houston, the affiliated team offers patients a complete range of prenatal testing and fetal interventions with a coordinated program for mother and child before, during and after birth.

The Fetal Center At Vanderbilt

BOOTH 729

The Fetal Center at Vanderbilt is an internationally recognized center offering advanced diagnosis, education, and therapeutic treatments for the unborn child with congenital problems. Our center provides compassionate, professional, and unique treatment plans incorporating multi-disciplinary specialists and innovative fetal research and education. The 4,600-square-foot, state-of-the-art maternal fetal center open September 13, 2021. The Reed Family Maternal Fetal clinic allows specialists to enhance and grow innovative programming helping families seek optimal outcomes for their unborn babies.

The Permanente Medical Group

BOOTH 346

The Permanente Medical Group (TPMG) is the largest medical group in the United States—and one of the most distinguished. Our 9,300 physicians and

40,000 nurses and staff are leading the transformation of health care. Through nation-leading quality, preeminent research, and superior technology systems, we are delivering superior clinical outcomes, and having a positive and often life-changing impact on the health of our 4.4 million patients in Northern California.

UC Davis Fetal Care & Treatment Center

BOOTH 627

UC Davis Fetal Care and Treatment Center: Since 2016, families in the Sacramento region and inland Northern California are able to benefit from advancements in fetal surgery and maternal-fetal medicine. Our renowned experts provide highly specialized care for fetal anomalies ranging from needle-based interventions, fetoscopic procedures, and open fetal surgeries. UC Davis is also home to an extensive fetal care research program, currently recruiting for the CuRe Trial -<https://clinicaltrials.gov/ct2/show/NCT04652908>.

UCSF Benioff Children's Hospitals Fetal Treatment Center

BOOTH 417

The UCSF Fetal Treatment Center is a multidisciplinary comprehensive clinic with two locations, San Francisco and Oakland. We are a pioneer in precision diagnostics, genetics, and treatment of fetal anomalies. We provide care to over 500 families annually, including counseling sessions with a team of experts from a myriad of specialties. We partner closely with the referring provider to ensure optimal care and health for these families and future pregnancies.

University of Maryland Medical Center - Center for Advanced Fetal Care

BOOTH 134

The Center for Advanced Fetal Care is a world-class fetal medicine unit. International-standard ultrasound, leading-edge Doppler, comprehensive fetal therapy, complex maternal surgery, whole animal primate OB research - it's all here!

Variantyx, Inc.

BOOTH 118

Variantyx is a precision medicine company using a whole genome analysis platform to provide a state-of-the-art diagnostic solution for prenatal genetic disorders. Our IriSight™ testing portfolio uses a whole genome backbone for unmatched diagnostic capabilities allowing better understanding of a fetus' genetic makeup or the cause of a pregnancy loss. Diagnostic testing at Variantyx empowers parents/providers with information to enable early management care, planning, and interventions to provide a child with the best care possible.

VitalCells

BOOTH 517

Revolutionizing cord blood and cord tissue stem cell banking through providing your child more stem cells throughout their lifetime and actively managing your child's stem cells with proprietary processing techniques that prioritize honesty, safety and the highest quality standards.

Wellstar Medical Group

BOOTH 302

Wellstar is one of the largest health systems in Georgia, caring for patients in the Greater Atlanta area. We know that giving people easy access to our services and locations is an essential part of great care. For maternity care, our academically affiliated health system has two level 3 NICU's and maternity hospitals, delivering more than 15,000 babies a year. Wellstar has a robust OB/GYN residency program composed of 16 residents. We offer multi-disciplinary, inclusive care, with an excellent high risk maternity team composed of OB/GYNs, Maternal Cardiologists, Neonatologists, Anesthesiologists, Genetic Counselors and other Pediatric and maternal specialists, led by our Maternal-Fetal Medicine experts. Our patients are involved in every level of care with the ability to participate in virtual tours and even visit their babies virtually in the NICU.



UCSF Benioff Children's Hospitals
Fetal Treatment Center

After 40-plus years of “firsts,”
discover how we're continuing
to redefine what's possible in
fetal diagnosis and treatment.

VISIT US AT BOOTH #417



To learn more, go to fetus.ucsf.edu/booth



SAVE THE DATE for SMFM2024

SATURDAY, FEBRUARY 10 –
THURSDAY, FEBRUARY 15
NATIONAL HARBOR, MD

Learn more at www.smfm.org/2024

